




Product catalogue 2013



Clean air solutions



Dear Customers,

I am pleased to present to you this latest edition of the Camfil air filter solutions catalogue. We have made every effort to make it more practical and fully comprehensive.

The catalogue contains up to date information and technical performance data on our range of air filtration products. This issue also contains summary information of the various test standards that need to be considered when making your selection, including the new Eurovent EN779:2012. We have also included an application guideline section which will enable you to quickly identify the correct air filter for your application.

Camfil are the world leader in providing air filtration solutions and the product range includes many world class benchmark filters. In addition to providing a comprehensive range of quality products, we at Camfil believe that service is of paramount importance. In today's fast moving industries the ability to get goods to where they are needed quickly and correctly is vital.

Finally, I would strongly recommend that you visit the www.camfil.com website where you can access much more detailed information about our products and services, and the latest news on our "CLEAN AIR SOLUTIONS".



All HEPA filters are individually tested to EN 1822



Advanced fabrication capability



Comprehensive stocks backed by integrated inhouse logistics

Enjoy your reading
Alain Berard
Senior VP, Sales and Marketing

F I L T E R



Index

Pre-Filtration: G3 to G4

30/30	22
AeroPleat Eco, Green & Metal	23
Pad Holding Frame	24
CamVane 100	25
airMet Special Filter	26
airMet Double Filter	27
airMet Metal Filter	28
Media Rolls	29
Fan Coil Filters	30
Hi-Cap	31
Hi-Cap XLS	32

Comfort filters: M5 to F9

City-Flo XL	34
Hi-Flo XLT	35
Hi-Flo XLS	37
Hi-Flo M, N, O	39
Cam-Flo	40
Hi-Flo A, B, C, UF, UG, UH	41
Hi-Flo P, Q, R	43
Hi-Flo T	44
Basic-Flo	45
Basic-Flo Green	47
Opakfil Energy	49
Opakfil Basic	50
Ecopleat Eco	51
Ecopleat Metal	52
Ecopleat Green	53
Airopac	54
Airopac High Temp	55

EPA/HEPA/ULPA Filters: E10 to U17

Close Pleat H13	57
Opakfil Absolute	58
Sofilair E10-E12	59
Sofilair H13-H14	60
Sofilair Green 2	61
Mega-Flo H13-H14	62
Absolute 1D	63
Megalam MD, MX, MG	64
Megalam MD H13-H14	65
Megalam (Laminator) MDL & MXL U15	66
Silent Hood filter H14	67
Megalam Gel H14-U15	68
Megalam ME H14-U15	69
Megalam MX H14	70
Megalam MG14, MG15 H14-U15	71
Termikfil 2000	72
Absolute 1FRK	73

Molecular filtration

CityPleat	78
CityPleat Green	79
City-Flo	80
CityCarb	81
CitySorb	82
CamCarb Green	83
CamCarb metal	84
CamCarb Mounting Frames (Baseplates)	85
CamSure	86
Campure GDM 300	87
Campure GDM 440	88
Gigapleat XPC/XPH	89
Gigapleat NXPP	90

Gigapleat NXPH	91
Gigapleat NXPC	92

Housings & Frames







Absolute Filter Holding Frame	94
Universal filter holding frame	95
FCB-P	96
FCBS-HF	97
FCBS-A	98
FCBL-CC	99
FCBL-CS	100
FCBL-HF	101
Pharmaseal	102
CamSeal	103
CamSafe	104
Cambox	105
CamContain	106
Pharmatain™	107
Self Contained Systems	108
CamHosp 2	109

Air Purifiers, Dust collectors & Gas Turbine Filtration

CamCleaner 300	112
CamCleaner 800	113
CamCleaner 2000	114
CamCleaner 6000	115
CamCleaner 30000	118
30/30 GT	119
CamClose	120
Cam-Flo XMGT	121
Cam-Flo XLGT	122
Cam-Flo GT X7	123
CamCube	124
Hi-Cap GT	125
CamGT 4V-300	126
CamGT Box Type Green II	127
Opakfil GT/GTX	128
Turbopac	129
Campulse GTC	130
Campulse GTD	131
CamPulse GT Polytech HE	132
Campulse EF	133
Tenkay GTC/GTD/PolyTech HE	134
Gold Series®	135
Gold Series® Camtain	137
Zephyr III Portables	138
HemiPleat® Gold Cone®	139
HemiPleat® Retrofit	140
DuraPleat DPJ 145	143
DuraPleat DPJ 156	144
DuraPleat DPJ 218	145
DuraPleat DPJ 325	146
DuraPleat DPD 325	147
HemiPleat® Gold Cone	148
HemiPleat® Tenkay®	150

As part of our program for continuous improvement, Camfil reserves the right to change specifications without notice.

Quick Selection Guide

		Filter Grade	Air Filter Selection
Primary Filtration Filtration for Air Conditioning Systems. Pre-Filtration for EPA/HEPA/ULPA Filters	Medium Efficiency	Primary	Primary Filters G2 ≥ 65% G3 ≥ 80% G4 ≥ 90% EN 779:2012 Average Arrestance 
	High Efficiency	Medium	Fine Filters M5 ≥ 40% M6 ≥ 60% F7 ≥ 80% F8 ≥ 90% F9 ≥ 95% EN 779:2012 Average Efficiency 
		Fine	
Final Filters/ Clean Room Filters Class according to Fed. Std 209 E 	Very High Efficiency	DOP 0,3 um ≥ 95% EPA ≥ 99,9% ≥ 99,97% HEPA ≥ 99,99% ≥ 99,999% ULPA	MPPS (Most Penetrating Particle Size) EN 1822 E10 ≥ 85% E11 ≥ 95% E12 ≥ 99,5% H13 ≥ 99,95% H14 ≥ 99,995% U15 ≥ 99,9995% U16 ≥ 99,99995% U17 ≥ 99,999995% 
		Molecular CityFlo, CitySorb, CityCarb, Camcarb 	
Filter Holding Frames and Casings 	Filter Housings, Camseal, FC Casings, Type 8 Frames etc.		

As part of our program for continuous improvement, Camfil reserves the right to change specifications without notice.

Caring for the Environment

“How will your filters help you to reduce the environmental impact of your installations?”

Camfil has been involved in air quality for over 50 years, and has to set an example when it comes to the environment. It therefore has an obligation to provide its customers with practical assistance on green issues. With regard to complying with the law on waste disposal, Camfil is with you all the way; in designing products and services, Camfil shares your environmental concerns.

It is now widely acknowledged that air conditioning filters can be considered ordinary industrial waste, whereas filters used in environments containing potentially hazardous products (e.g. return air from clean rooms, spray booths and operating theatres) should be considered special industrial waste and must be disposed of by an approved route using accredited systems.

Please Note - your individual circumstances depend entirely on your processes and we recommend that you approach your usual waste disposal provider, who will be qualified to advise you on the matter.

In order to minimise waste, Camfil pay close attention to the life cycle of the product:

1. We make strenuous efforts to extend the lifespan of our filters and to optimise their performance, which means that you reduce your operating costs, the frequency with which you have to replace the filters and the cost of their disposal.

Just look at the large filter surface used in many of our products and remember large filter area is synonymous with long filter life.

2. We favour the use of recyclable or incinerable materials.
3. We are continually researching effective materials with low pressure loss, a parameter that has a direct influence on the energy consumed during the lifetime of the filter.
4. The Green CAMFIL range ensures that you can dispose of your used filters with less hassle and at lower cost. The use of plastics or cardboard lends itself to the incineration of used filters whilst ensuring compliance with all provisions of environmental law.
5. We minimise the weight of materials used in the construction of our filters which helps reduce the waste mass as far as possible when the filter reaches the end of its life.
6. In our ISO 14001 certified factories, we are phasing out the use of chloride solvents and hazardous products from our processes.



Follow up CFM

Conscious of the increasing importance attached by our customers to waste management, Camfil can support you and take charge of replacing and organising the disposal of certain used filters as part of its CAMFIL FILTER MANAGEMENT (CFM) programme. For more information and to find out whether this service might work for you, please contact us.



As part of our program for continuous improvement, Camfil reserves the right to change specifications without notice.

Would you like to reduce your energy outgoings?

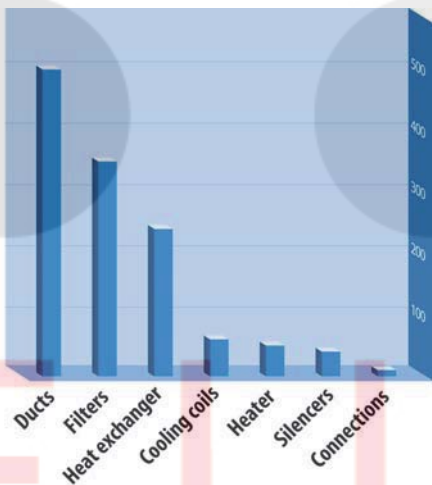


Economic optimisation of air filtration

The price of crude oil has more than doubled in recent years and the cost of electricity is rising throughout the world. The World Bank's Energy Group has predicted that total energy consumption is set to rise at the current rate for at least the next 50 years.

The cost of ventilation

Ventilating buildings, as we know, can be a very expensive business. The average energy cost of filters is around 30% of the total costs of the system. By choosing the right filter, for example the F7 for its efficiency and its very low average pressure loss, energy savings can be made whilst maintaining a high level of IAQ. When you consider that the air filter is the most inexpensive and simplest component to change, savings can be made quickly.



Typical pressure loss (Pa) in a ventilation system with 2 stage filtration

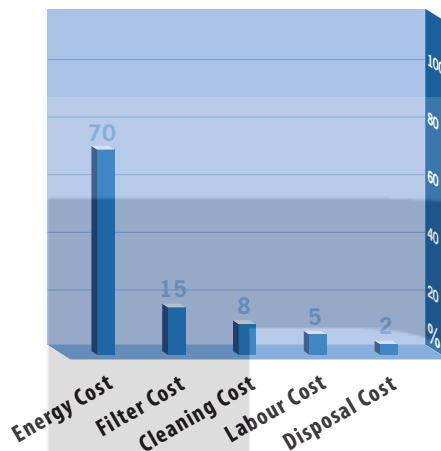
1Pa = 1 euro

A rule of thumb, for a typical installation running for half of the time over one year, is that one additional Pascal in pressure drop adds 1 euro per filter in extra energy cost.

A badly designed filter construction could add 50 Pascal compared to a well engineered filter, even if it claims to have the same efficiency. In other words it adds 50 euros to the annual energy bill, for every filter.

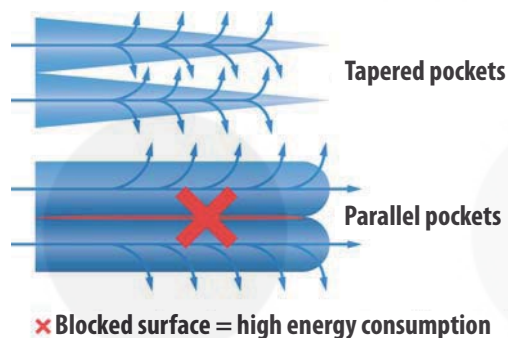
70% of the total cost comes from energy costs

Calculations show that energy normally accounts for 70% of the total cost of the life cycle of an air treatment system. Energy consumption is in direct proportion to the filter's average pressure loss.



Choosing the right filter saves energy

In order to optimise the lifespan of the filter and to reduce energy consumption, it is important to bear in mind the extent to which their configuration and their structure influence the average pressure loss.



Software aimed at helping select the right filter = optimising energy costs

For over 40 years, Camfil has played a pioneering role in designing filters with low average pressure loss for all efficiency levels for air conditioning and ventilation systems. Camfil was the first filter manufacturer to develop sophisticated software that calculates the overall cost for the complete life cycle of air filters. As part of our continuous improvement, this software has evolved over time and it uses real life data collected from numerous tests in real use conditions. This enables us to calculate the pressure loss of the filter and its actual lifespan, rather than relying on theoretical calculations.

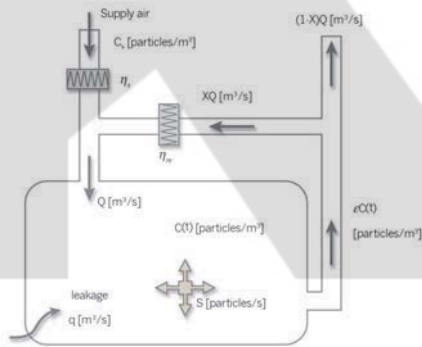
For more information and assistance, please contact your nearest branch of Camfil.

CREO Software (Clean Room Energy Optimization)


An overview of Camfil CREO Software

- Clean room theory and design
- Human particle generation calculations
- LCC (Life Cycle Cost) calculations
- Steady state condition calculations for various designs
- Air handling system design specific to the selection of air filters
- Latest and historic clean room standards
- Cleanliness Classification Report
- Total Cost of Ownership Reports
- Specification Generator

Clean Room Classification Report with Steady State calculation Clean rooms play a vital role in multiple industries, supporting product innovation and the latest developments in cutting-edge technologies. They are also extremely challenging to design, with very high demands for **air cleanliness** and an increasing demand from owners and operators to **reduce escalating energy costs**. As the air cleanliness level is dependent on various factors - the room's supply air, **contamination sources**, and the **design of the ventilation system** - **sophisticated computer-aided analysis** is often better suited to estimate cleanliness, and ensure that users end up with the facilities their application requires.



Comprehensive Mathematic Model for Particulate Contamination

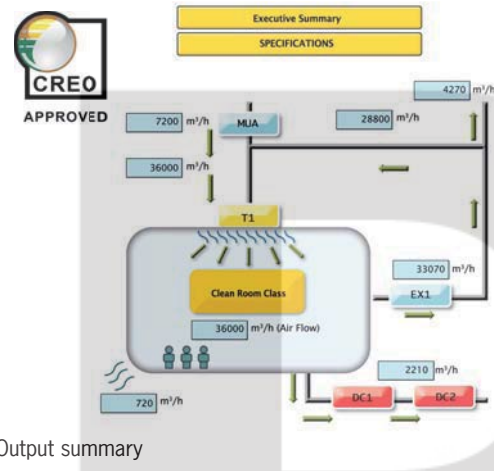


Clean Room Classification Report with Steady State calculation

Camfil, the world's leading provider of air filters is widely recognized as the leading clean air solutions supplier globally. In another industry first, they have released this **new software** to support end users and designers to optimize air filtration selection for the most sustainable clean rooms:



Running costs and Contamination Parameters



Output summary

Key features of CREO

CREO software features a unique up-to-date simulation engine based on clean-room theory and design. Users calculate **human particle generation**, perform **calculations of steady-state conditions** for different designs, and select the appropriate air handling system design and **air filters**. As reference, CREO also contains the **latest and historic clean room standards** for the life sciences and microelectronic industries, including comparisons between ASHRAE and EN 779 2002/2012.

CREO is a very quick and accurate tool for designers to select the required filters. Comparison up to three different solutions can be obtained with just a few inputs. The end result is customized clean room application that also allows the user to calculate the life cycle cost and cleanliness class for different clean room configurations and optimize their energy consumption.

Outputs, in friendly standard file format, from CREO are:

- TCO Executive Summary
- Steady State Calculation Report
- Complete and Detailed TCO Calculation Report for all System Components
- Extensive Engineering Specifications

The CREO manual & software development was driven by Sean O'Reilly, Camfil's Global Director for the Clean room segment, with support from a team of internal experts in Camfil corporate R&D and marketing in Sweden, Malaysia & the USA. These tools along with another recently published booklet named, "Life Sciences Industry Insights" demonstrate Camfil's world-renowned expertise in air filtration applications for cleanroom environments.

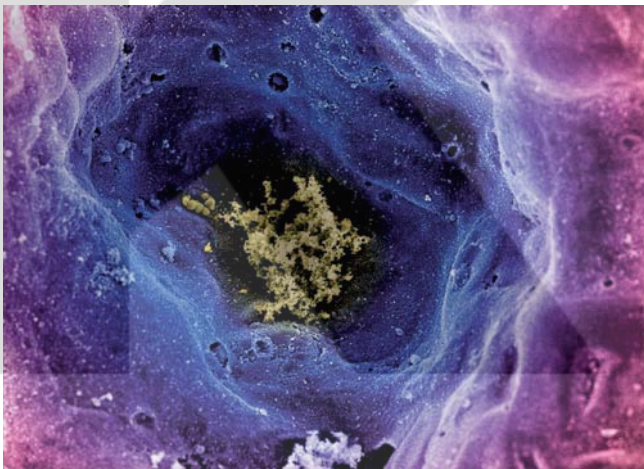
For further information and software simulation, contact your nearest Camfil office or representative.

As part of our program for continuous improvement, Camfil reserves the right to change specifications without notice.

Indoor Air Quality (IAQ)

Environmental health is becoming a central concern at national and international levels. Indoor Air Quality (IAQ) is an area that focuses on providing a comfortable and healthy indoor environment which is important to the well being of people. We spend 80% of our time in indoor spaces and, as such, the issue of IAQ is a key aspect of public health, especially since this affects the entire population, particularly the most sensitive and vulnerable.


The industrialised world is a very different place compared to 50 years ago and one major difference is that the air we breathe is now more heavily and more diversely polluted than at any time in the past. Although natural sources of pollution exist, the greater concerns arise as a result of mans own activities which have increased both the amount and the complexity of pollutants found in the atmosphere. There are tens of thousands of synthetic chemicals (not found in nature) made today with an estimated annual production rate in excess of a billion tonnes. These chemicals are released to the atmosphere during manufacture use and can subsequently travel vast distances. They are an inevitable part of our lives.



Atmospheric pollution can be categorised in two different ways. The simplest is measurement (a physical categorisation) to distinguish gaseous pollutants from solid, dust and particulate pollutants. The second is based on the origin of pollutants and is divided into primary and secondary pollutants.

Primary pollutants are substances present in the atmosphere, in the form in which they are emitted. Of these pollutants, some are especially prominent:

Sulphur dioxide (SO₂) emitted by certain industrial processes, such as paper-making and refining, and in particular by the use of sulphurous fossil fuels. SO₂ is one of the main causes of acid rain on account of its transformation in the atmosphere into sulphuric acid (H₂SO₄). Nitric oxides (NO_x), and in particular nitrogen dioxide (NO₂), which is usually emitted from the burning of fossil fuels (particularly vehicles), contribute towards the formation of ozone in the atmosphere. Polycyclic aromatic hydrocarbons are emitted by the incomplete burning of fuels or carbon, which can usually be found in the air, linked to particles. Some of them are known to be highly carcinogenic.



Secondary pollutants are substances whose presence in the atmosphere is the result of chemical transformations related to the interaction of compounds known as precursors. Ozone is the main secondary pollutant, it is formed as a result of a photochemical process in the presence of certain primary pollutants (carbon monoxide, nitric oxide and volatile organic compounds). This is a gas that is naturally present in the atmosphere in low concentrations at high altitude. At low altitude, on the other hand, the development of the concentration is primarily the result of human activity. Sulphuric acid and nitric acid form in the atmosphere as a result of humidity from sulphur dioxide and nitric oxide respectively.

Solid pollutants usually in the form of small (fine) particles are very important and from a cleanliness point of view, these particles deserve particular attention. These are capable of acting as vectors to other substances, such as carcinogenic polycyclic aromatic hydrocarbons, which is particularly worrying given the capacity of the finest particles (< 1µm) to find their way into the lungs and even to penetrate into the bloodstream. Effective solutions aimed at combating such particle pollution are now widely known. The development of the main standards and recommendations governing the manufacture and use of modern air filters is clearly geared towards much higher filtration levels than have been permitted in the past

Our range of 'CITY' filters has been developed with the sole purpose of combating atmospheric pollution and its major components.

CITYCARB and **CITYFLO** combine particulate filtration with pollution and odour filtration. They are suitable for any new installation and can be readily installed to upgrade and improve systems currently equipped with standard filters.

With its higher molecular adsorption, **CITYSORB** is ideal for highly polluted urban environments. **CITYSORB** must be fitted in conjunction with a particulate filter above F7 efficiency, **HIFLO** or **OPAKFIL** type.

Energy Efficiency Classification

A new way of comparing air filters.

At last, buyers of air filters will find it a lot easier to find the right filter—regarding both energy efficiency and indoor air quality. Eurovent’s new, objective energy efficiency classification has now been implemented. Now all air filters can be graded from A to G – A for the lowest energy consumption and G for the highest. The new classification is based on EN779:2011 and will give you a good understanding of annual energy consumption, initial efficiency and minimum efficiency. Higher demands. As the price of energy increases and the demands of reducing CO2 emissions get tougher, the energy consumption related to air filters has become the focus of attention. Currently, air filters are classified only by their average efficiency. The new energy classification is far more precise.

The new standard.

The energy consumption of air filters can be determined as a function of the volume flow rate, the fan efficiency, the operation time and the average pressure drop. Due to the dust loading during operation, the pressure drop of an air filter is constantly increasing. The related energy consumption during a certain period of time can be calculated from the integral average of the pressure drop over this period of time.

Put your supplier to the test.

Many suppliers do not test their filters properly, making it impossible for customers to compare different brands. At Camfil, we test all our filters to guarantee a high standard of quality. Does your air filter supplier have what it takes?

- * Is the supplier certified by Eurovent?
- * Are there labels on all boxes?
- * Is there a test protocol?
- * Are all tests based on EN 779:2011?



Calculation and classification.

The new standard measures both filtration efficiency and pressure drop as a function of dust loading. A representative energy consumption level is calculated using the mean pressure drop difference averaged over the course of dust loading. On the basis of these figures, the energy performance of a filter over an operating period of one year is simulated in a laboratory. This representative energy value is used for a classification of air filters into energy classes.

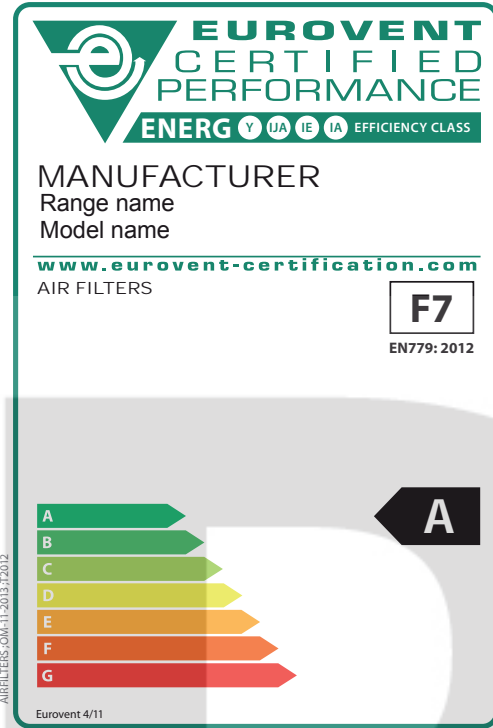
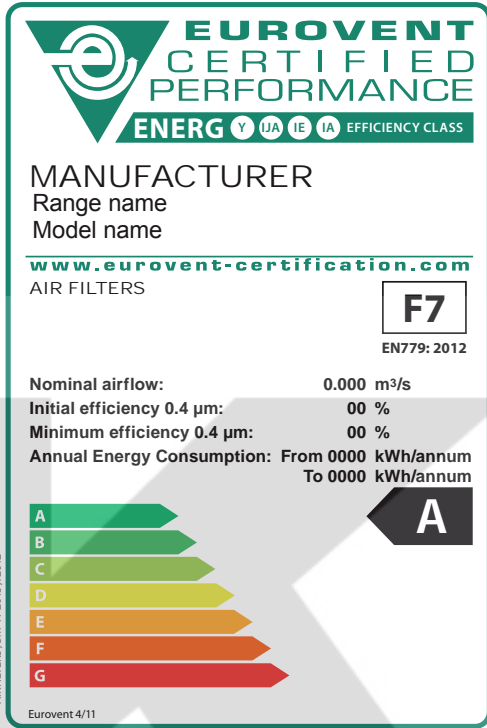
$$W = \frac{q_V \cdot \Delta \bar{p} \cdot t}{\eta \cdot 1000}$$

The calculation used in the new energy efficiency classification by Eurovent.

Filter class	G4	M5	M6	F7	F8	F9
ME	–	–	–	ME ≥ 35%	ME ≥ 55%	ME ≥ 70%
	M _G = 350g ASHRAE	M _M = 250g ASHRAE			M _F = 100g ASHRAE	
A	0-600 kWh	0-650 kWh	0-800 kWh	0-1200 kWh	0-1600 kWh	0-2000 kWh
B	> 600 kWh - 700 kWh	> 650 kWh - 780 kWh	>800 kWh - 950 kWh	>1200 kWh - 1450 kWh	>1600 kWh - 1950 kWh	>2000 kWh - 2500 kWh
C	> 700 kWh - 800 kWh	> 780 kWh - 910 kWh	>950 kWh - 110 kWh	>1450 kWh - 1700 kWh	>1950 kWh - 2300 kWh	>2500 kWh - 3000 kWh
D	> 800 kWh - 900 kWh	> 910 kWh - 1040 kWh	>1100 kWh - 1250 kWh	>1700 kWh - 1950 kWh	>2300 kWh - 2650 kWh	>3000 kWh - 3500 kWh
E	> 900 kWh - 1000 kWh	> 1040 kWh - 1170 kWh	>1250 kWh - 1400 kWh	>1950 kWh - 2200 kWh	>2650 kWh - 3000 kWh	>3500 kWh - 4000 kWh
F	> 1000 kWh - 1100 kWh	> 1170 kWh - 1300 kWh	>1400 kWh - 1550 kWh	>2200 kWh - 2450 kWh	>3000 kWh - 3550 kWh	>4000 kWh - 4500 kWh
G	> 1100 kWh	> 1300 kWh	>1550 kWh	>2450 kWh	>3350 kWh	>4500 kWh

As part of our program for continuous improvement, Camfil reserves the right to change specifications without notice.

Energy Efficiency Classification



Eurovent Energy Efficiency label

The new labeling system will be displayed on standard filter boxes. There are two different ways of execution.

1. Full size 592x592, to EN 15805

- Filter class
- Nominal air flow rate, m3/h
- Initial efficiency, %
- Minimum efficiency, %
- Annual Energy Consumption, kWh/annum
- Energy class

Certified values are to be find at: www.eurovent-certification.com

Other "family" sizes of standard filters

2. Other "family" sizes of standard filters

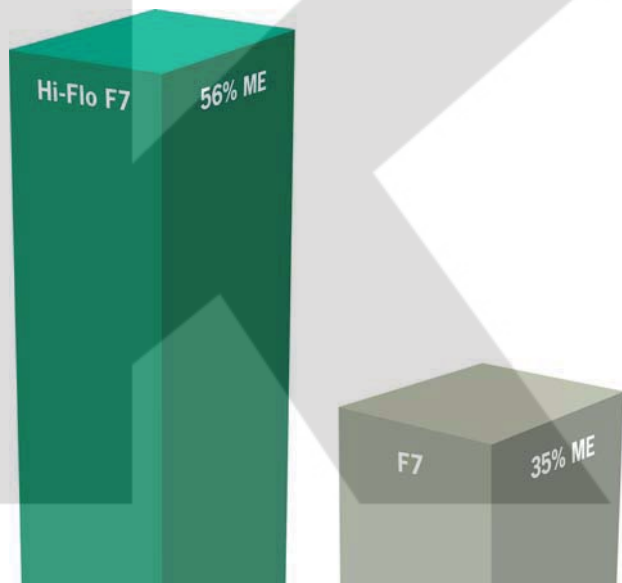
- Filter class, according to 592x592
- Energy class, according to 592x592

Width	Height	Front dimension
592	892	
490	892	
287	892	
490	592	
287	592	
287	287	
592	287	
592	490	
490	490	

F I L T E R

The new standard forces our competitors to be better – but not as good!

At Camfil, we have always put every effort into improving indoor environments. Thus, no one is more pleased than us that, from 2012, a new air filter standard imposes tougher requirements. Unfortunately, the requirements are not as tough as we would have liked. For example, our Hi-Flo XLT7 (a class F7 filter) has a minimum filtration efficiency of 54 percent. For an F7 filter, the new standard requires no more than 35 percent. However, that does not meet the quality levels we have set for ourselves. Indeed, our development of the market's most efficient, energyoptimised filters will continue.



What does EN 779:2012 do?

The new European standard for air filters (EN779:2012) comes into force in 2012. Its purpose is to classify air filters based on their lowest filtration efficiency. This latter is also referred to as minimum efficiency (ME). The standard is an initiative that we welcome and a step towards better indoor environments.

The new standard will help to eradicate a number of problems. One of these is presented by electrostatic charged synthetic filters. While such filters can demonstrate good initial filtration efficiency, they discharge extremely rapidly. This entails a considerable deterioration in their air cleaning ability.

Unfortunately, one result of the foregoing is that far too many European properties are now using F7 class filters that have ME values of between 5 and 10 percent. This means that as much as 90 to 95 percent of the contaminants in the outdoor air find their way into buildings and pollute the indoor environment.

By basing classification on ME value, the new standard will force these filters out of the market. At the same time, it will contribute to the development of synthetic filter materials offering considerably higher particle separation. Regrettably, the price for this will include higher pressure drops and increased energy consumption.



Not all filters are the same – even when they are in the same class!

The problem with the new classification is that, although the worst filters will vanish from the market, there is room for good filters to be made worse. Although energy savings can be achieved by having the lowest possible pressure drop, such development could be retrograde. For example, with 0.4 µm particles, our Hi-Flo XLT7 (class F7) filter has an ME value of a full 54 percent. However, for classification as an F7 filter, the standard requires no more than 35 percent.

As we have already made clear, we will not be lowering the efficiency of our Hi-Flo filters. That would result in an approximately 40 percent worsening of air quality. However, there is a risk that other manufacturers will not think the same way. Instead, they may see the standard as an opportunity to reduce pressure drop and, thereby, energy consumption. This will result in poorer air quality.

Classification of air filters¹⁾


Group	Class	Finapressuredrop(test)Pa	Average arrestance (Am) of synthetic dust %	Average efficiency (Em) for 0.4 µm particles %	Minimum efficiency ²⁾ for 0.4 µm particles %
Coarse	G1	250	50 ≤ Am < 65	-	-
	G2	250	65 ≤ Am < 80	-	-
	G3	250	80 ≤ Am < 90	-	-
	G4	250	90 ≤ Am	-	-
Medium	M5	450	-	40 ≤ Em < 60	-
	M6	450	-	60 ≤ Em < 80	-
Fine	F7	450	-	80 ≤ Em < 90	35
	F8	450	-	90 ≤ Em < 95	55
	F9	450	-	95 ≤ Em	70

NOTE

1)The characteristicsof atmospheric dust vary widely in comparison with those of the synthetic loading dust used in the tests. Because of this, the test results do not provide a basis for predicting either operational performance or service life. Loss of media charge or shedding of particles or fibres can also adversely affect efficiency.
 2)Minimum efficiency is the lowest of any of the following three values: initial efficiency, discharged efficiency or efficiency throughout the test's loading procedure.

As part of our program for continuous improvement, Camfil reserves the right to change specifications without notice.

Eurovent Certified Performance



Air filter certification You can count on us!

Camfil, in conjunction with the main independent test laboratories in Europe, is committed to bringing you the highest levels of transparency with regard to the new test protocols for air filters.

The European Committee for Standardisation has recently published a new standard on "Particulate air filters for general ventilation - determination of filtration performance". One of the aims of this new standard is to detail the in-situ performance of an air filter.

This new test protocol provides accurate data on the effectiveness of your air filters operating under real life conditions. Please always specify filters tested in accordance with EN779:2012. Your Camfil representative is available to explain this standard in detail should you require it - you can count on us!

Air filter performance

At Camfil we are going a step further to ensure the best possible performance for our customers. The European ventilation industry organisation Eurovent, in collaboration with several European air-filter manufacturers, has developed a certification programme to guarantee that our products live up to our promises.

The key elements of the programme are that:

- **Published data must be correct**
- **The products must comply with the EN779:2012 standard**
- **Filters must be tested by independent laboratories - SP in Sweden and VTT in Finland**
- **The test laboratories must be ISO 17025 certified**
- **We as manufacturers must be quality certified to ISO 9000 or a corresponding standard**
- **Each year, Eurovent selects, at random, four new filters from our range for inspection**

Read more on Eurovent's website: www.eurovent-certification.com

Eurovent's certification of our fine-dust filters means that you can rest assured that we live up to the performance requirements and the data we print in our official documentation. Our fine-dust filters are tested by independent laboratories selected by Eurovent and that means security for you. Select Camfil air filters with Eurovent certification - its guaranteed!

Independent test results

Our Eurovent certification covers bag filters, compact filters and panel filters in classes M5-F9, tested to EN779:2012. The initial pressure drop must remain within the tolerance levels set out in EN779:2012.*

All filters that we officially market in brochures or on our website in these filter classes are covered by the certification. Each class contains a range of product groups:

- **Same filter media/material (such as fibreglass)**
- **Same basic design (such as bag filters, compact filters etc)**
- **Same or lower air speed/net filter area**
- **Same filter class: M5, M6, F7, F8, F9**
- **Published data must be available, specifying the model, type, filter material, filter class as per EN779:2012,**
- **Nominal airflow and initial pressure drop at nominal airflow.**

The filters are tested at independent test laboratories - in Sweden, the Technical Research Institute of Sweden, SP, in Borås; in Finland, VTT in Espoo. These are the only laboratories in Europe that are accredited to ISO 17025.

The test laboratories are not told which company's products they are testing, but are only given a number that Eurovent assigns to each individual filter.

*) Tolerance levels for initial pressure drop defined in EN779:2012: $+(10\%+Mt)$ or $+(10Pa+Mt)$, whichever is highest. $Mt = 5Pa$ (tolerance level defined in EN779:2012)

ATEX

ATEX Directive: Explosive atmospheres

Two important new safety directives have entered into force in Europe. These new regulations come under the title of ATEX Directives and apply to manufacturers, suppliers and users of equipment intended for use in potentially explosive atmospheres (dangerous areas). An explosive atmosphere is defined as a mixture with air, under atmospheric conditions, of hazardous substances in the form of gases, vapours, mists or dusts in which, after ignition has occurred, combustion spreads to the entire unburned mixture. The 99/92/EC (ATEX 137) Directive, known as the 'User Directive' requires employers to protect their employees from the risks posed by explosive atmospheres. The 94/9/EC (ATEX 95 or ATEX 100A) Directive on 'Equipment and protective systems intended for use in potentially explosive atmospheres' covers electrical and non-electrical products intended for use in hazardous places (gases, vapours, mists). Conformity with the ATEX Directives has

been a legal requirement in all EU Member States since 1 July 2003. In biopharmaceutical applications, some procedures must use ATEX-classified filters in certain places (please see table). Camfil in Europe has developed HEPA filters and ATEX accredited housings for use in biopharmaceutical installations in order to prevent electrostatic dangers caused by gas or dust in an ATEX area. Camfil has developed specific versions of ATEX for most filters and housings used in biopharmaceutical installations in order to prevent electrostatic dangers caused by gas or dust in an ATEX area. Camfil's ATEX solutions are entirely certified in accordance with the requirements of the ATEX Directives with the appropriate EX marking, the ATEX conformity statement and the instructions for use.

Key to the table:

Definition of ATEX areas and corresponding product categories.
Definitions of areas

Gas	DusAreas	Definitions	CategoryATEX	Typical suitability of place
0	20	Place where an explosive atmosphere is permanently present	1G	Equipment adapted to 0 areas
1	21	Place where an explosive atmosphere is probable occasionally under normal operating conditions	1D	Equipment adapted to 20 areas
2	22	Place where an explosive atmosphere is improbable under normal operating conditions, but, where applicable, only lasts a short time.	2G	Equipment adapted to 1 areas
			2D	Equipment adapted to 21 areas
			3G	Equipment adapted to 2 areas
			3D	Equipment adapted to 22 areas

All Camfil ATEX air filtering solutions

All Camfil ATEX air filtering solutions are certified for use in explosive gas atmospheres (Classes 1 and 2) and explosive dust atmospheres (Classes 21 and 22). They comply with European Standard EN 13463-2001 Annex C Non-electrical equipment for potentially explosive atmospheres, as attested by the conformity statement attached to these products.

As part of our program for continuous improvement, Camfil reserves the right to change specifications without notice.



Camplis ATEX



Hi-Flo ATEX



Opakair-EX



Sofilair-EX



Megalam-EX



FCBL-KC-EX



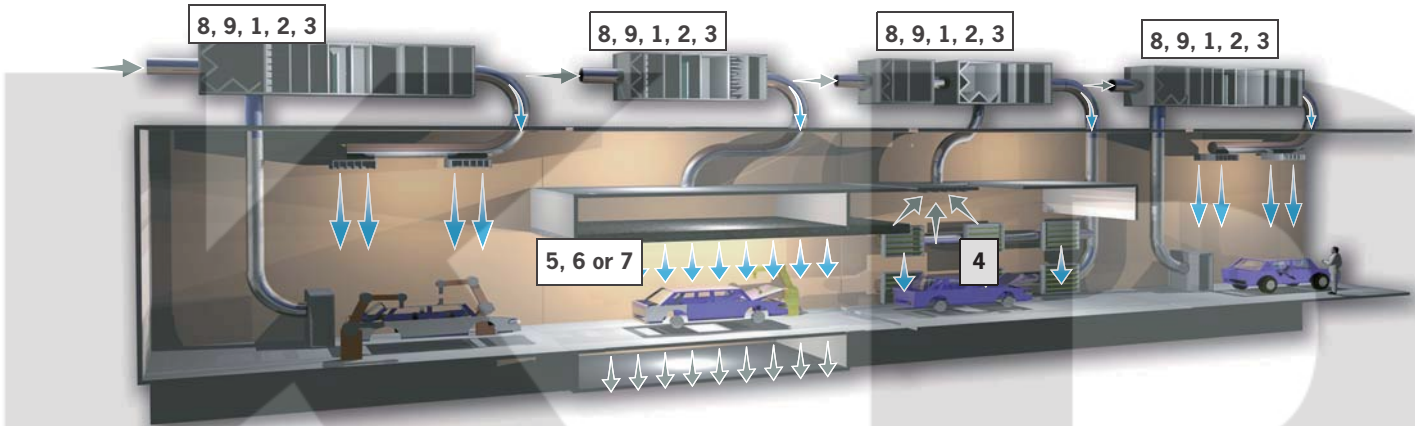
Sofdistri-EX




Camsafe-EX

Automotive

Few industrial applications demand such a clean working environment as paint facilities. Paint spraying facilities require a constant supply of fresh air for hygiene and safety reasons. We currently provide clean air and services to many major automotive plants throughout the world. We provide the best possible cost effective clean air solutions, customized and performance-optimized to meet your demands. Supplied and delivered exactly according to your needs – with Camfil.



These recommendations are based upon existing criterion as published by cognizant authorities, or best practice, based upon published data. For your specific application, contact Camfil for a detailed solution for your needs.



1. Hi-Flo XLT



2. Basic-Flo



3. Opakfil



4. Airopac HT/
Panolair HT



5. CDM-600



6. Panolair



7. Camgrid SM 20



8. 30/30

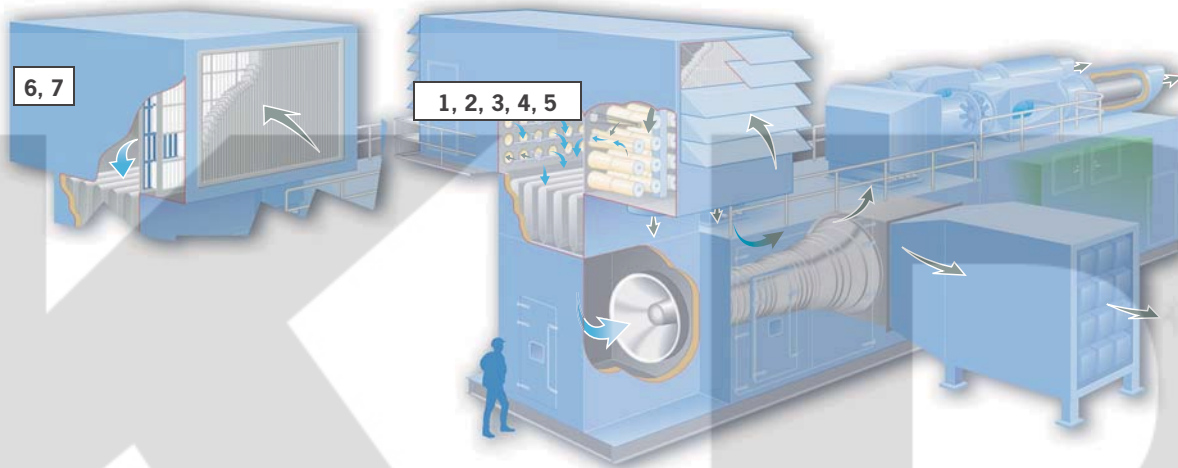


9. Hi-Cap

As part of our program for continuous improvement, Camfil reserves the right to change specifications without notice.

Power Systems

Power Systems is a world leading supplier of clean air solutions and noise reducing systems for turbo machinery. Our scope of supply comprises products from the air inlet to the top of stack; including air filters for different applications and environments.



These are general recommendations for gas turbine air inlet systems. For consultation and details, please contact your nearest Camfil office.



1. CamVane 100



2. CamClose



3. Cam-Flo XMGT/XLGT



4. CamGT



5. Cam-Flo GT / CamCube



6. CamPulse GTC/GTD

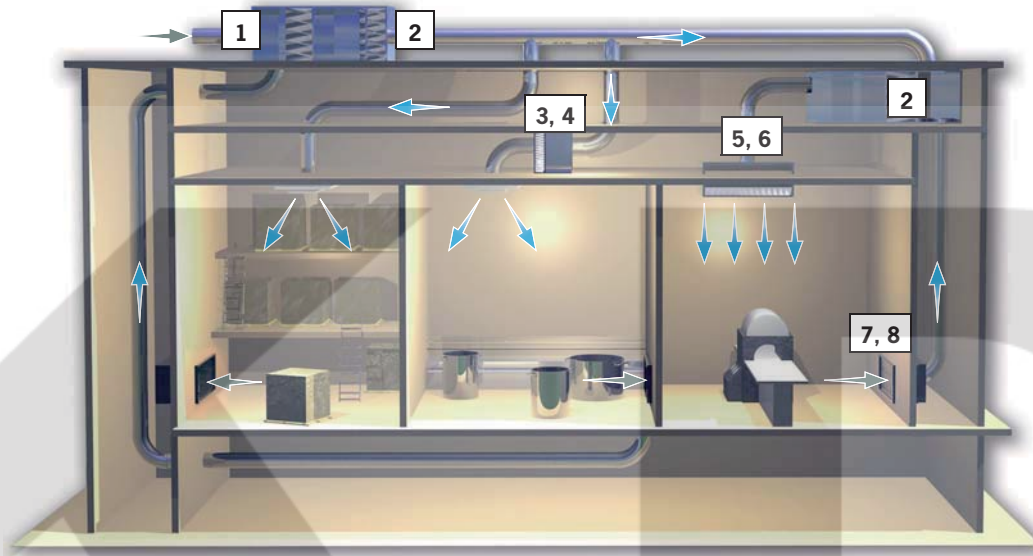


7. Tenkay

As part of our program for continuous improvement, Camfil reserves the right to change specifications without notice.

Food and beverage

Beverages protecting human health is a major concern for governments throughout the world. In France, for instance, the National Agency for Food Health and Safety (AFSSAL) can recommend to the authorities that the requisite health policy measures be taken. To prevent the air conditioning system from becoming a microbe nest, temperature and humidity must be controlled and accumulated organic matter removed, as clogged exchangers provide good support for the development of microorganisms. Talk with the experts in Clean air solutions – Camfil.



These recommendations are based upon existing criterion as published by cognizant authorities, or best practice, based upon published data. For your specific application, contact Camfil for a detailed solution for your needs.



1. Opakfil Green F7



2. Cam GT F8




3. Sofilair Green H13



4. FCBL Class C



5. FKOP



6. Megalam e-Ptfe



7. Sofdistri Reprise

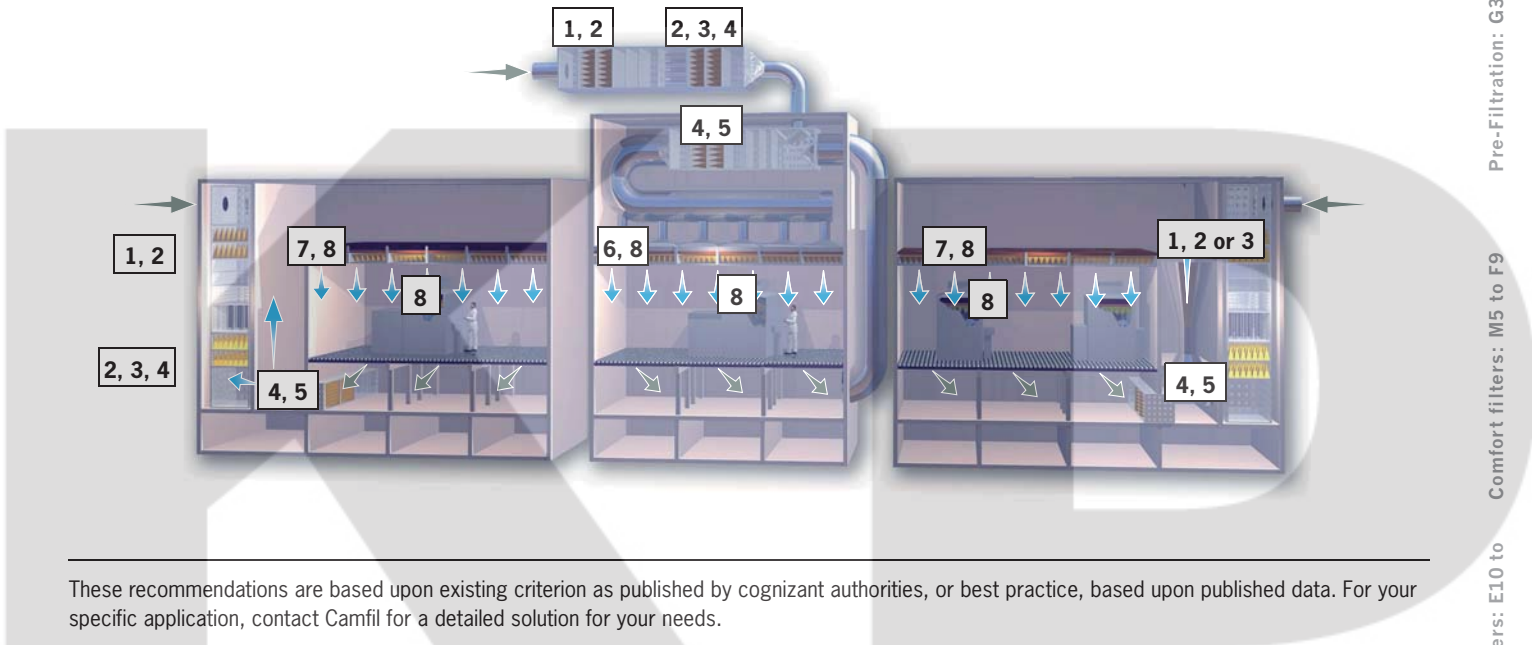


8. Ecopleat

As part of our program for continuous improvement, Camfil reserves the right to change specifications without notice.

Microelectronics

Advanced production methods often require very clean air, and in many cases these requirements are certain to increase. Camfil is recognized as the leading supplier of high efficiency filtration products for the microelectronics industry. HEPA/ULPA/AMC filters are produced within controlled environments in our ISO 9000-certified plants. Our large production capacity ensures the availability of our products at all times throughout the world.



These recommendations are based upon existing criterion as published by cognizant authorities, or best practice, based upon published data. For your specific application, contact Camfil for a detailed solution for your needs.


As part of our program for continuous improvement, Camfil reserves the right to change specifications without notice.



1. Hi-Flo F7/F8



2. Opakfil Green F8/E10



3. Camcarb



4. Sofilair H13/H14



5. Gigapleat



6. Silent Hood



7. Megalam MX MG

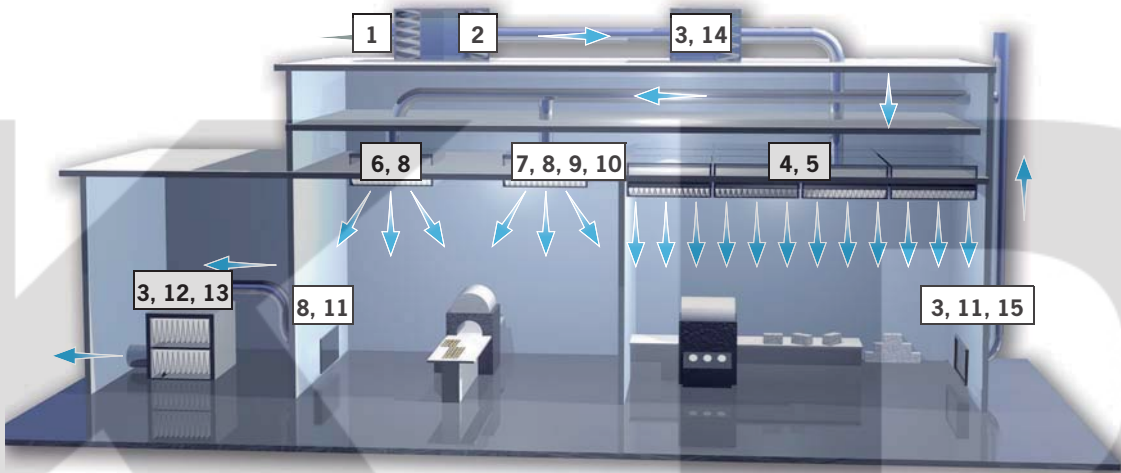


8. Gigapleat NXPP


FILTER

Life Science

For the past forty years we have been a leading supplier of air filtration products and services to the Bio-Pharma Industry. Many of our clients have multiple facilities located around the world. Camfil is viewed by many of the largest Pharmaceutical manufacturers as a partner and well positioned to support their air filtration demands on a local and global basis.



These recommendations are based upon existing criterion as published by cognizant authorities, or best practice, based upon published data. For your specific application, contact Camfil for a detailed solution for your needs.



1. Hi-Flo XLT 7



2. Opakfil Green F7



3. Soflair Green H13



4. CamGrid




5. Megalam T "U"



6. Pharmaseal




7. Softdistri Grille



8. Megalam MD



9. Softdistri Polyester



10. Megalam T Green



11. Sofdistri Reprise



12. Camsafe



13. Airopac/Opakair



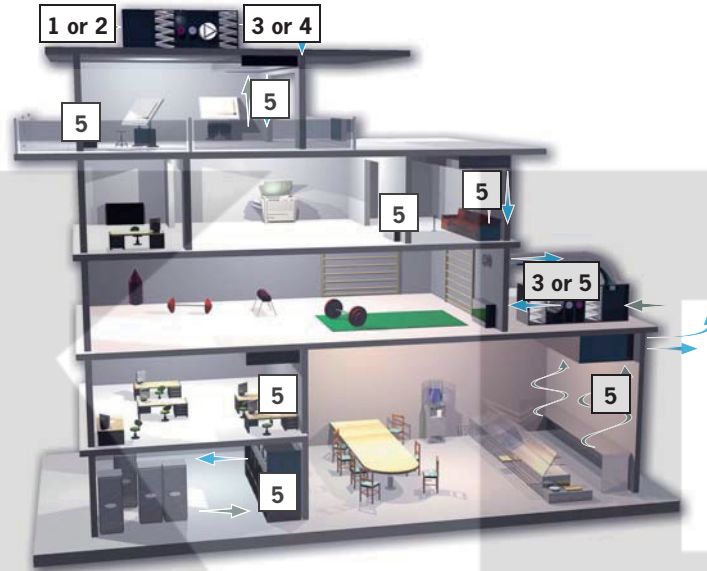
14. FCBL-A Classe C



15. Ecopleat M6

Public buildings

Camfil ventilation filters prevent airborne particles from reducing air flow volumes in HVAC systems. During their lifetime, these filters keep air-handling systems clean so they can perform in accordance with design parameters. These same filters also help safeguard people's wellbeing and health. Camfil's comfort air filters are commonly used in for example office buildings, schools, conference centres, shopping malls.




These recommendations are based upon existing criterion as published by cognizant authorities, or best practice, based upon published data. For your specific application, contact Camfil for a detailed solution for your needs.




1. Hi-Flo



2. Opakfil Green



3. Citycarb



4. City-Flo



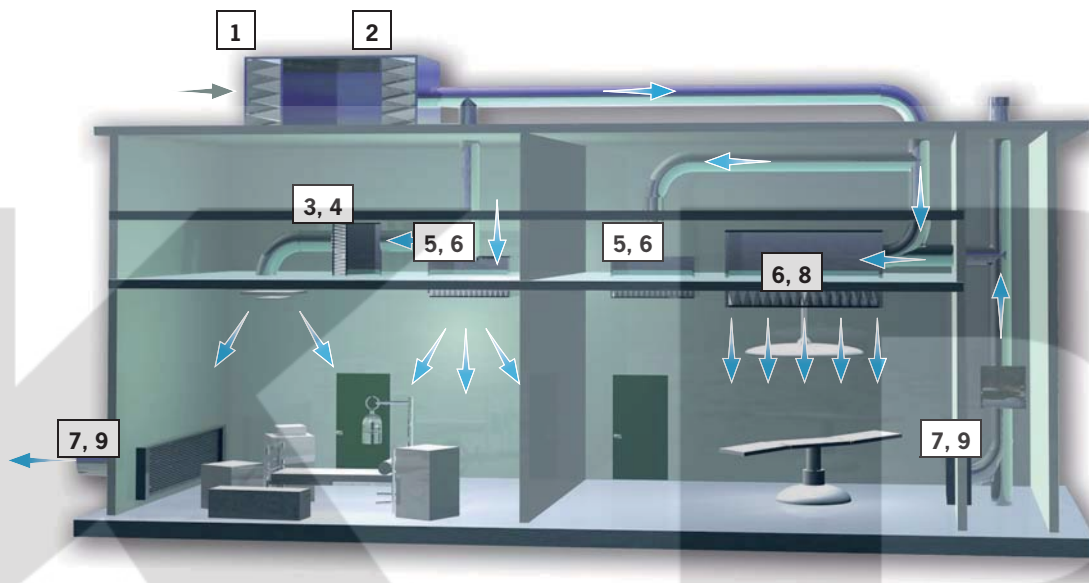
5. Ecopleat

FILTER

As part of our program for continuous improvement, Camfil reserves the right to change specifications without notice.

Hospitals

Nowhere is air filtration more important than in health care facilities. Air filters offer excellent protection from airborne diseases in health care facilities, provided they form part of an overall air quality control programme. Camfil superior components include air filters, air filter housings or holding frames, air changes supplied to the conditioned space, temperature and humidity control, outside air introduction and appropriate control of air flow to protect visitors from undue exposure.



These recommendations are based upon existing criterion as published by cognizant authorities, or best practice, based upon published data. For your specific application, contact Camfil for a detailed solution for your needs.



1. Hi-Flo F7



2. Opakfil Green F8




3. Super Absolute H13



4. FC-A




5. FKOP



6. Megalam MDA



7. Ecopleat



8. CamHosp 2



9. Sofdistri Reprise

As part of our program for continuous improvement, Camfil reserves the right to change specifications without notice.

Summary Pre-Filtration: G3 to G4



Pleated Filters
30/30
Page 22



Pleated Filters
AeroPleat Eco, Green & Metal
Page 23



Pad Filters
Pad Holding Frame
Page 24



Metal Panels
CamVane 100
Page 25




Metal Panels
airMet Special Filter
Page 26



Metal Panels
airMet Double Filter
Page 27



Metal Panels
airMet Metal Filter
Page 28



Media Rolls
Media Rolls
Page 29



Fan Coil Filters
Fan Coil Filters
Page 30



Primary Bag Filters
Hi-Cap
Page 31




Primary Bag Filters
Hi-Cap XLS
Page 32

FILTER

As part of our program for continuous improvement, Camfil reserves the right to change specifications without notice.

30/30



Advantages

- Water resistant cardboard frame
- Conception with girders/ crossbars
- Diagonal stiffener stuck to media to keep the spacing of folds, protect and maintain the filter
- Fully supported media bonded onto a wire support grid
- Rounded pleats for a maximum capacity of dust retention and facilitate airflow through the media
- Replaceable filter media

Application: Primary filter for air conditioning systems.

Type: High performance disposable pleated panel filter.

Case: Rigid water resistant cardboard.

Media: Mixture of cotton and synthetic fibre.

EN779:2012 efficiency: G4.

Gravimetric efficiency: 92%.

Recommended final pressure drop: 250 Pa.


Temperature: 70°C maximum in continuous service.

Holding frames: Front and side access housings and frames are available, Type 8, Type L, and FC Housings.

Dimensions (WxHxD) mm	Filter classification EN779:2012	Air flow/pressure drop m ³ /hr/Pa	Media area m ²	Unit weight kg	Unit volume m ³
305x305x50	G4	864/70	0,39	0,24	0,01
305x610x50	G4	1710/70	0,79	0,4	0,01
406x508x50	G4	1890/70	0,94	0,44	0,01
406x635x50	G4	2340/70	1,18	0,55	0,02
508x508x50	G4	2340/70	1,12	0,55	0,02
508x610x50	G4	2880/70	1,36	0,66	0,02
508x635x50	G4	2970/70	1,42	0,7	0,02
610x610x50	G4	3420/70	1,64	0,78	0,02
305x610x100	G4	2070/90	1,28	0,75	0,02
406x508x100	G4	2250/90	1,45	0,85	0,02
406x635x100	G4	2880/90	1,82	1,05	0,04
508x508x100	G4	2880/90	1,73	1,05	0,04
508x610x100	G4	3420/90	2,09	1,25	0,04
508x635x100	G4	3600/90	2,18	1,3	0,04
610x610x100	G4	4140/90	2,56	1,45	0,04
305x610x25	G4	1310/65	0,42	0,25	0,01
406x508x25	G4	1460/65	0,45	0,3	0,01
406x635x25	G4	1840/65	0,57	0,35	0,01
508x508x25	G4	1800/65	0,56	0,35	0,01
508x610x25	G4	2200/65	0,68	0,4	0,01
508x635x25	G4	2300/65	0,71	0,45	0,01
610x610x25	G4	2600/65	0,83	0,5	0,01

Other dimensions are available on request - All dimensions are nominal.

AeroPleat Eco, Green & Metal



Advantages

- **Low pressure drop media** resulting in low energy costs
- **Robust construction** for reliable operation
- **Three frame alternatives** with different benefits:
 - **Green:** Incinerable plastic frame for increased robustness and water resistance
 - **Eco:** Moisture resistant incinerable cardboard frame
 - **Metal:** Rigid frame for demanding applications. Fire classified M1

Application: Pre filter for comfort air conditioning applications

Type: Disposable pleated panel filter

Frame: Eco: Moisture resistant cardboard, Green: ABS plastic and Metal: Galvanized steel

Media: Mixture of cotton and synthetic fiber

Gravimetric efficiency: 90%

EN779:2012 efficiency: G4

Recommended final pressure drop: 250 Pa

Temperature: 70°C maximum in continuous service

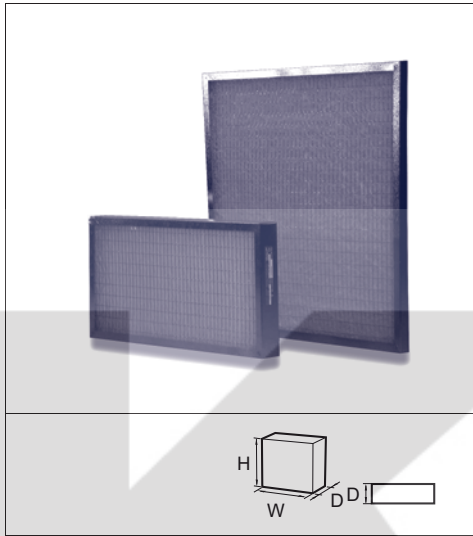
Holding frames: Front and side access housings and frames

Type	Dimension (WxHxD) mm	Filter class	Media Area m ²	Airflow m ³ /h	Pa	Weight kg	Volume m ³
Green	592x592x48	G4	1,20	3400	55	0,70	0,02
Green	287x592x48	G4	0,60	1700	55	0,30	0,01
Green	610x610x48	G4	1,30	3600	55	0,70	0,02
Green	305x610x48	G4	0,60	1800	55	0,40	0,01
Green	492x492x48	G4	0,80	2400	55	0,50	0,01
Green	592x592x96	G4	2,30	3400	45	1,40	0,01
Green	287x592x96	G4	1,10	1700	45	0,70	0,02
Green	610x610x96	G4	2,40	3600	45	1,50	0,04
Green	305x610x96	G4	1,20	1800	45	0,70	0,02
Eco	592x592x48	G4	1,17	3240	70	0,42	0,02
Eco	494x592x48	G4	0,98	2750	70	0,35	0,02
Eco	287x592x48	G4	0,60	1620	70	0,21	0,01
Eco	494x494x48	G4	0,82	2290	70	0,29	0,02
Eco	287x287x48	G4	0,29	820	70	0,10	0,01
Eco	394x494x48	G4	0,65	1830	70	0,23	0,01
Eco	394x622x48	G4	0,84	2300	70	0,30	0,02
Eco	494x622x48	G4	1,03	2880	70	0,37	0,02
Metal	400x480x48	G4	0,60	1900	55	1,50	0,01
Metal	500x480x48	G4	0,80	2400	55	1,70	0,01
Metal	287x592x48	G4	0,50	1650	55	1,70	0,01
Metal	592x592x48	G4	1,10	3400	55	2,20	0,02
Metal	305x610x48	G4	0,60	1800	55	1,70	0,01
Metal	610x610x48	G4	1,20	3600	55	2,30	0,02
Metal	500x625x48	G4	1,00	3000	55	2,30	0,02

Other dimensions are available on request - All dimensions are nominal.

As part of our program for continuous improvement, Camfil reserves the right to change specifications without notice.

Pad Holding Frame



Advantages

- Robust construction
- Replaceable filter media
- Support mesh downstream
- Retaining wire for media pad
- Suitable for commercial and industrial applications

Application: Pre filtration in air conditioning or industrial processing systems.

Type: Coarse grade filter.

Frame: Standard galvanised mild steel.

Media: Synthetic / glass fibre.

EN779:2012 efficiency: G2, G3, G4.

Arrestance efficiency: 65% - 90%.

Temperature: 80°C maximum in continuous service.

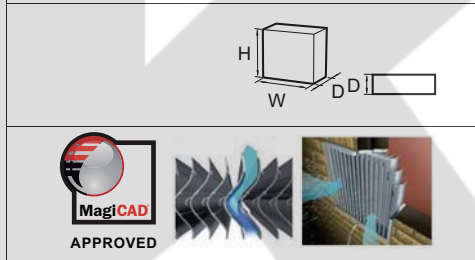
Humidity: 100% RH.

Optional: Alternative frame materials available on request.

Type	Model	Dimensions (WxHxD) mm	Filter classification EN779:2012	Air flow/pressure drop m ³ /hr/Pa	Media area m ²	Unit weight kg	Unit volume m ³
PHF-2S	2" POLY	597x597x45	G3 / G4	3240/109	0,36	1,2	0,016
PHF-2S	2" POLY	495x597x45	G3 / G4	2700/109	0,3	1	0,013
PHF-2S	2" POLY	292x597x45	G3 / G4	1620/109	0,18	0,6	0,007
PHF-1S	T15-350	597x597x25	G3 / G4	1924/25	0,36	1	0,007
PHF-1S	T15-350	495x597x25	G3 / G4	1595/25	0,3	0,9	0,005
PHF-1S	T15-350	292x597x25	G3 / G4	941/25	0,18	0,6	0,003
PHF-2G	2" GLASS	597x597x45	G3	3240/60	0,36	1,2	0,016
PHF-2G	2" GLASS	495x597x45	G3	2700/60	0,3	1	0,013
PHF-2G	2" GLASS	292x597x45	G3	1620/60	0,18	0,6	0,007
PHF-1G	1" GLASS	597x597x25	G2	3240/50	0,36	1	0,007
PHF-1G	1" GLASS	495x597x25	G2	2700/50	0,3	0,9	0,005
PHF-1G	1" GLASS	292x597x25	G2	1620/50	0,18	0,6	0,003

Other dimensions are available on request - All dimensions are nominal.

CamVane 100



Advantages

- Air velocities between 1,0 to 5,0 m/s
- Low noise level
- Very low pressure drop
- Weather resistant material
- Separation efficiency up to 100 % rain
- Minimal risk of freezing

Application: Intake grille which is a very efficient for rainprotection. It is used in all filter installations where the water, rain and moisture problems occur, such as in marine environments, coastal areas, the rivers and inland.

Type: CamVane has specially-shaped aluminium profiles which generate turbulence in the air-flow.

Frame: Aluminium EN-AW-5754

Profiles: Aluminium EN-AW-6060

Air velocities: 1.0 - 5.0 m/s in the duct system

Size: Supplied with any dimensions up to 2500 x 2500 mm

Deep: Standard 100 mm

Drainage: Supplied with drain at the bottom.

Mounting: Mounting flange or fastening ears to customer specifications.

Specifications	CamVane 185
Air velocity (m/s)	1,0 - 5,0
Size WxH (mm)	Up to 2500 x 2500
Deep D (mm)	100
Optional extras:	<ul style="list-style-type: none"> • Protective grating for CamVane 100 is delivered afterwards • Installation flanges on the front or rear of the CamVane
Order example	x CamVane 100 (w x h) 600 x 600 mm x Protective grating (W x h) 600 x 600 mm
Weight (kg/m ²)	Approx. 35
Efficiency of droplet separator	cc 25 mm: 20 µm at 3,0 m/s
Tested by VTT in Finland to EN 13030:2001. Determining the sound power level, pressure and flow from one out grilles to ISO 5135 (SP Report P906282 rev).	

As part of our program for continuous improvement, Camfil reserves the right to change specifications without notice.

FILTER

airMet Special Filter



Advantages

- Can be made in all sizes
- Filter shape for all applications
- Made in different material (Galvanized, Copper, nylon, stainless steel, acid stainless)
- Special customized filter with high precision
- Press formed filter
- A lot of different applications

Camfil Svenska AB sale in whole Europe and is the market leader in Sweden. Our experience within metal filter, knitting wire and there applications give us an international perspective with large opportunities.

Special metal filter can be made in all customized sizes with high precision. We can help you to define, the size, the thickness and the material. We can test in our laboratory the skills of specific filter (pressure drop, separation efficiency...etc).

We offer skills, technology and short delivery time.


Call 0046 381 551 380 or e-mail osterbymo@camfil.se

Applications:

- Pre filters, Thick particles filters
- Stream water separator
- Vibration absorber
- Oil/ grease separator
- Gas exhaust filter for small motors
- Electromagnetism immunity gaskets
- etc...

F I L T E R

airMet Double Filter



Advantages

- The fat is arrested in two stages in the filter
- Any residual fat is trapped
- The fat condenses out and runs down in a channel
- This minimises the risk of clogging and excess pressure drop
- The air then passes through a knitted stainless steel filter
- The filter is fitted with two strong handles
- The air passes through the labyrinth strips and is cooled

Applications: Double filter with Flame Guard and knitting mesh for restaurants and the catering industry is manufactured completely in stainless material.

Type: Fat condenses on the labyrinth structure and the flame guard also has a final filter of knitted stainless filter medium to deal with any remaining fat.

Frame: polished steel sheet 0.7 mm. AISI 304L

Labyrinth: polished steel sheet 0.7 mm. AISI 304L

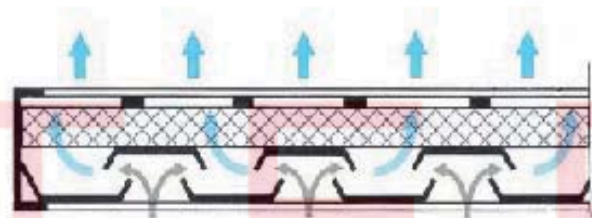
Media: Woven stainless steel wire dia. 0,22 mm. AISI 304L

Grating: Stainless steel grid 20x20 mm dia 2mm.

Special size: Call factory 0046 381 551 380 or e-mail osterbymo@camfil.se

Article number	Type	Size
MF31022	Double Filter	395x195x35 / 400x200x35
MF31021	Double Filter	395x395x35 / 400x400x35
MF31020	Double Filter	445x395x35 / 450x400x35
MF31006	Double Filter	495x245x35 / 500x250x35
MF31007	Double Filter	495x495x35 / 500x500x35

As part of our program for continuous improvement, Camfil reserves the right to change specifications without notice.



airMet Metal Filter



Advantages

- The filter cells are made from aluminium, galvanised or stainless steel wire woven into a special pattern
- G2 class cleanable dust, sand, flour, paint...etc pre-filter. Grease and oil filter with very high separation efficiency.
- Can be made in all customised sizes.
- Can be cleaned in dishwasher or pressure washer.
- Very large cooling surface without excessive air resistance

Application: Metal filter for grease or oil mist separation. Prefilter for thick particles.

Typ: G2 Metal filter and high oil separation efficiency.

Frame: Aluminium EN-AW-6060, ALMG3, stainless steel AISI 304L, acid stainless steel AISI 316L, galvanized.

Media: Woven metal wire mesh. Can be made in aluminium, galvanized, stainless steel or acid stainless steel material.

Grating: Aluminium, Hot-dip galvanized expanded metal net or stainless steel grid.

Recommended final pressure drop: 80-120 Pa.

Article number	Material	Size (WxH) mm	Thickness (D) mm
MFAL XXYY*	Aluminium	from 100x100 to 750x1500	from 8 to 150
MFFZ XXYY*	Galvanized	from 100x100 to 750x1500	from 8 to 150
MFRF XXYY*	Stainless steel	from 100x100 to 750x1500	from 10 to 150

XX = Thickness in mm (D) 08 for 8 mm, 25 for 25 mm etc...)

YY = Surface in dm² (W x H = surface) according to table below:

From 1 to 8 dm² => **08**

From 8,1 to 12 dm² => **12**

From 12,1 to 16 dm² => **16**

From 16,1 to 18 dm² => **18**

From 18,1 to 25 dm² => **25**

From 25,1 to 30 dm² => **30**

From 30,1 to 36 dm² => **36**

From 36,1 to 43 dm² => **43**

From 43,1 to 50 dm² => **50**

Metal filter can be made in diferent sizes, shapes and material.


Please phone 0046 381 551 380 or e-mail osterbymo@camfil.se

ex: filter size W= 4,55 dm, H= 3,98 dm => surface 18,109 dm²

Thickness: D= 40 mm

Article number for Stainless steel => **MFRF4025**

Media Rolls



Advantages

- Available for all kind of applications

Application: For use as a pre filter in air conditioning, and spraybooth ventilation.

Media: Synthetic and glass fiber

EN779:2012 efficiency: G2-M5

Arrestance efficiency: 65% - 92%.

Temperature: 80°C - 100°C maximum in continuous service.

Humidity: 100% RH.

Art. No.	Model	Characteristics	Width	Length	Filter class	Velocity m/s	Pressure drop	Unit volume m ³	Dust holding g/m ²
Synthetic media									
	T15-150		2,05	20	G2	1.5	15	0.53	410
	T15-150		1,0	20	G2	1.5	15	0.26	410
	PST 290		2,05	20	G4	1.10	41	0.82	350
	PST 290		1,0	20	G4	1.10	41	0.40	350
	PST 290		0,76	20	G4	1.10	41	0.30	350
	T15-350		2,05	20	G4	1.5	25	0.62	678
	T15-500		2,05	20	G4	1.6	35	0.08	540
	POLY 50		2,05	20	G3	1.7	45	2.05	550
	POLY SOFT 50		2,0	10	G3	1.8	52	1.00	673
	POLY SOFT 50		2,0	20	G3	1.9	52	2.00	673
	HC - 80		1,0	50	G2	1.10	12	0.50	360
Glass fiber media									
	PR 50		0.710	20	G2	1.8	30	0.71	600
	PR 50		0.710	40	G2	1.8	30	1.42	600
	PR 50		1.0	20	G2	1.8	30	1.00	600
	PR 50		1.0	40	G2	1.8	30	2.00	600
	PR 50		1.5	20	G2	1.8	30	1.5	600
	PR 50		1.5	40	G2	1.8	30	3.00	600
	PR 50		1.829	20	G2	1.8	30	1.829	600
	PR 50		2.0	20	G2	1.8	30	2.00	600
	PR 50		2.0	30	G2	1.8	30	3.00	600
	PR 75		0.71	40	G2	1.8	35	2.13	750
	PR 100		0.762	20	G2	1.8	40	1.524	900
	PR 100		1.0	20	G2	1.8	40	2.00	900
	PR 100		1.0	40	G2	1.8	40	4.00	900
	PR 100		1.524	20	G2	1.8	40	3.048	900
	PR 100		1.524	40	G2	1.8	40	6.096	900
	PR 100		1.829	20	G2	1.8	40	3.658	900
	GR50		0.610	40	G3	1.8	35	1.25	700
	VK25 White	Impregnated	2,00	20	G2	2.5	60		700
	VK50 White	Impregnated	2,00	20	G3	2.5	70		1500
	VK50 Green	Dry	2,00	20	G2	1	25		1200
	SC600T	Impregnated	2,00	20	M5	0.25	48		305
Other sizes and cut pads available on request.									

Fan Coil Filters



Advantages

- Available in a wide variety of sizes
- Economical
- Low pressure drop
- Light and robust

Application: Prevention of dust and dirt build up on heating/cooling coils within ventilation systems.

Type: Coarse dust removal.

Frame: Metal with downstream support.

Media: Synthetic.

EN779:2012 efficiency: G2.

Arrestance efficiency: 65%.

Eurovent 4/5 efficiency: EU2.


Temperature: 70°C maximum in continuous service.

Humidity: 100% RH.

Art. Nr.	Width	Height	Depth	Filter class	Air flow m ³ /h	Air flow m ³ /s	Pressure drop	Volume m ³	Weight kg
185	444			G3	570	0,158	25	0,2	0,08
185	594			G3	770	0,214	25	0,3	0,11
185	794			G3	1030	0,286	25	0,4	0,15
185	994			G3	1280	0,356	25	0,5	0,18
185	1194			G3	1560	0,433	25	0,6	0,22
174	650			G3	790	0,219	25	0,3	0,11
174	850			G3	1040	0,289	25	0,4	0,15
174	1050			G3	1274	0,354	25	0,5	0,18
174	1250			G3	1520	0,422	25	0,6	0,22
245	480			G3	800	0,222	25	0,3	0,12
245	730			G3	1280	0,356	25	0,5	0,18
245	1030			G3	1760	0,489	25	0,7	0,25
212	465			G3	690	0,192	25	0,3	0,1
212	665			G3	990	0,275	25	0,4	0,14
212	965			G3	1280	0,356	25	0,5	0,18
212	1065			G3	1580	0,439	25	0,6	0,23
205	660			G3	990	0,275	25	0,4	0,14
205	845			G3	1200	0,333	20	0,5	0,18
418	170			G3	495	0,138	25	0,2	0,07
578	208			G3	850	0,236	25	0,3	0,12
578	170			G3	700	0,194	25	0,3	0,1
778	170			G3	990	0,275	25	0,4	0,14
978	208			G3	1500	0,417	25	0,6	0,21
978	170			G3	1200	0,333	25	0,5	0,17

Other sizes available on request

Hi-Cap



Advantages

- Optimized media surface by
- conical pocket shape
- Easy installation
- Robust construction
- Robust metal header frame
- High dust holding capacity

Application: Prefilter for air conditioning and ventilation systems

Type: Filter with synthetic bags and medium efficiency

Frame: Galvanised sheet metal, 25mm

Media: Polyester

Efficiency acc. EN:779:2012: G4

Recommended final pressure drop: 250 Pa

Maximum air flow: 1,2 x air flow

Temperature / Humidity: 70°C / 100% RH


Mounting: Frame Type 4MP, 4NQ, 4OR or housings FC-HF

Remarks: D Filter with plastic frame available

Art. Nr.	Type	Width	Height	Depth	Filter class	Air flow m ³ /h	Pressure drop	Bags	area m ²	Volume m ³	Weight kg
HC 66/195		592	592	195	G4	3400	90	6	1,4	0,03	2
HC 56/195		490	592	195	G4	2800	90	5	1,2	0,04	1,6
HC 36/195		287	592	195	G4	1700	90	3	0,7	0,03	1,2
HC 33/195		287	287	195	G4	800	90	3	0,4	0,01	0,6
HC 63/195		592	287	195	G4	1700	90	6	0,7	0,03	1,2
HC 66		592	592	360	G4	3400	50	6	2,6	0,04	2,2
HC 56		490	592	360	G4	2800	50	5	2,2	0,04	1,9
HC 36		287	592	360	G4	1700	50	3	1,3	0,03	1,3
HC 33		287	287	360	G4	800	50	3	0,7	0,02	0,7
HC 63		592	287	360	G4	1700	50	6	1,3	0,03	1,3
HC 66/580		592	592	580	G4	3400	30	6	4,2	0,04	2,6
HC 56/580		490	592	580	G4	2800	30	5	3,5	0,04	2,2
HC 36/580		287	592	580	G4	1700	30	3	2	0,03	1,5
HC 33/580		287	287	580	G4	850	30	3	1	0,01	0,8
HC 63/580		592	287	580	G4	1700	30	6	2	0,03	1,5

As part of our program for continuous improvement, Camfil reserves the right to change specifications without notice.

Hi-Cap XLS



Advantages

- Rigid self supporting pockets
- High mechanical strength
- Moulded, stable and aerodynamic plastic header in one piece
- Welded pocket construction

Applications: Pre-filtration for removing the largest particles in an air conditioning system.

Type: Base filter with synthetic fibre bags and medium degree of separation.

Frame: PS plastic – one-piece and combustible

Media: Polyester fibre

Filter class according to EN779:2012: G4

Recommended final pressure fall: 250 Pa

Maximum flow: 1.25 x nominal flow.

Temperature: Max. 70°C under continuous operation

Installation system: Installations frames of type SP or in filter cabinet FCBS-HF.




Dimension (WxHxD) mm	Number of filter bags	Filter class EN779:2012	Air flow/Initial pressure drop m³/h/Pa	Filter area m²	Unit weight kg	Unit volume m³
592x592x520	6	G4	3400/30	3,7	1,2	0,04
490x592x520	5	G4	2700/30	3	1	0,04
287x592x520	3	G4	1700/30	1,8	0,7	0,03
592x287x520	6	G4	1700/30	1,8	0,7	0,03
592x490x520	6	G4	2700/30	3	1,1	0,04
592x592x370	6	G4	3400/35	2,6	1	0,04
490x592x370	5	G4	2700/35	2,2	0,9	0,04
287x592x370	3	G4	1700/35	1,3	0,6	0,03
592x287x370	6	G4	1700/35	1,3	0,6	0,03
592x490x370	6	G4	2700/35	2,2	0,9	0,04

Other dimensions are available on request - All dimensions are nominal.

F I L T E R


Summary Comfort filters: M5 to F9



Bag Filters For Gas Filtration
City-Flo XL
Page 34



Bag Filters
Hi-Flo XLT
Page 35



Bag Filters
Hi-Flo XLS
Page 37



Bag Filters
Hi-Flo M, N, O
Page 39



Bag Filters
Cam-Flo
Page 40



Bag Filters
Hi-Flo A, B, C, UF, UG, UH
Page 41



Bag Filters
Hi-Flo P, Q, R
Page 43



Bag Filters
Hi-Flo T
Page 44



Bag Filters
Basic-Flo
Page 45



Bag Filters
Basic-Flo Green
Page 47



Compact Filters
Opakfil Energy
Page 49



Compact Filters
Opakfil Basic
Page 50




High Efficiency Panels
Ecopleat Eco
Page 51



High Efficiency Panels
Ecopleat Metal
Page 52




High Efficiency Panels
Ecopleat Green
Page 53



Pleated Compact Filters
Airopac / High Temp
Page 54 / 55

As part of our program for continuous improvement, Camfil reserves the right to change specifications without notice.

City-Flo XL



Advantages

- Combined particle and molecular filter
- Low initial pressure drop
- Conical pockets
- Moulded, rigid and aerodynamic shaped plastic frame

Filter type: Particulate and molecular filter.

Frame: PS plastic - moulded and combustible

Filter media: Fibreglass and carbon with broad spectrum.

EN779:2012 efficiency: F7.

Temperature: 0-50°C in continuous operation.

Air humidity: 70% RH max.




Type	Width	Height	Depth	Filter class	Air flow m ³ /h	Pressure drop	Bags	Area m ²	Volume m ³	Weight kg	Initial eff. %	ME %	Energy class	Energy consumption kWh/y
A50+	592	592	640	F7	3400	85	10	7,5	0,07	3,5	61	57	A	1110
A50+	490	592	640	F7	2700	85	8	6	0,07	2,8			A	
A50+	287	592	640	F7	1700	85	5	3,7	0,05	1,8			A	
A50+	287	287	640	F7	800	85	5	1,9	0,02	0,9			A	
A50+	592	287	640	F7	1700	85	10	3,7	0,05	1,8			A	
A50+	592	490	640	F7	2700	85	10	6,2	0,07	2,9			A	
A50+	490	490	640	F7	2330	85	8	5	0,07	2,4			A	
B50+	592	592	520	F7	3400	110	10	6,1	0,07	3,1	57	57	B	1382
B50+	490	592	520	F7	2700	110	8	4,9	0,07	2,5			B	
B50+	287	592	520	F7	1700	110	5	3	0,05	1,6			B	
B50+	287	287	520	F7	800	110	5	1,5	0,02	0,8			B	
B50+	592	287	520	F7	1700	110	10	3	0,05	1,6			B	
B50+	592	490	520	F7	2700	110	10	6,2	0,07	3,1			B	
B50+	490	490	520	F7	2330	110	8	4	0,07	2			B	

* ME%: Minimum efficiency ref. to EN779:2012

* Energy Consumption, kWh/year: Calculated according to Eurovent Guideline 4/11

* Energy class: Calculated according to Eurovent

Hi-Flo XLT



Advantages

- The latest developed glass fibre media
- Low initial pressure drop
- Flat pressure drop curve
- New developed pocket design for the best air distribution
- Conical pockets
- Moulded, rigid and aerodynamic shaped plastic frame
- Less energy consumption
- CREO Approved

Application: Air conditioning applications and as pre filters for clean rooms

Type: Pocket filters with high efficiency

Frame: PS plastic - moulded and combustible

Media: Glass fiber

EN779:2012 efficiency: M6, F7, F9.

Temperature: 70°C maximum in continuous service.

Recommended final pressure drop: 450 Pa (suggested economical change point 250 Pa)

Air flow: Nominell air flow $\pm 25\%$

Packing: Environmental friendly cardboard boxes easy to carry. We are connected to the REPA register

Holding frames: Mounting frames in type SP or in filter housing FCB-HF



Type	Width	Height	Depth	Filter class	Air flow m ³ /h	Pressure drop	Bags	Area m ²	Volume m ³	Weight kg	Initial eff. %	ME %	Energy class	Energy consumption kWh/y
6 A	592	592	640	M6	3400	55	10	7,5	0,04	2,3	25	23	A	782
6 A	490	592	640	M6	2700	55	8	6	0,04	1,6			A	
6 A	287	592	640	M6	1700	55	5	3,7	0,03	1,4			A	
6 A	287	287	640	M6	800	55	5	1,9	0,01	0,8			A	
6 A	592	287	640	M6	1700	55	10	3,7	0,03	1,4			A	
6 A	592	490	640	M6	2700	55	10	6,2	0,04	1,6			A	
6 A	490	490	640	M6	2330	55	8	5	0,04	1,3			A	
6 C	592	592	520	M6	3400	60	10	6,1	0,04	2,2	25	23	C	1008
6 C	490	592	520	M6	2700	60	8	4,9	0,04	1,4			C	
6 C	287	592	520	M6	1700	60	5	3	0,03	1,3			C	
6 C	287	287	520	M6	800	60	5	1,5	0,01	0,7			C	
6 C	592	287	520	M6	1700	60	10	3	0,03	1,3			C	
6 C	592	490	520	M6	2700	60	10	5	0,04	1,4			C	
6 C	490	490	520	M6	2330	60	8	4	0,04	1,2			C	
6 E	592	592	370	M6	3400	80	10	4,3	0,04	2	26	23	E	1371
6 E	490	592	370	M6	2700	80	8	3,5	0,04	1,3			E	
6 E	287	592	370	M6	1700	80	5	2,2	0,03	1,2			E	
6 E	287	287	370	M6	800	80	5	1,1	0,01	0,7			E	
6 E	592	287	370	M6	1700	80	10	2,1	0,03	1,2			E	
6 E	592	490	370	M6	2700	80	10	3,6	0,04	1,2			E	
6 E	490	490	370	M6	2330	80	8	2,9	0,04	1			E	
7 A50+	592	592	640	F7	3400	75	10	7,5	0,04	2,3	54	54	A	928
7 A50+	490	592	640	F7	2700	75	8	6	0,04	1,6			A	

* ME%: Minimum efficiency ref. to EN779:2012
 * Energy Consumption, kWh/year: Calculated according to Eurovent Guideline 4/11
 * Energy class: Calculated according to Eurovent 4/11

As part of our program for continuous improvement, Camfil reserves the right to change specifications without notice.

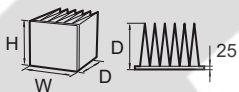

Bag Filters

Type	Width	Height	Depth	Filter class	Air flow m ³ /h	Pressure drop	Bags	Area m ²	Volume m ³	Weight kg	Initial eff. %	ME %	Energy class	Energy consumption kWh/y
7 A50+	287	592	640	F7	1700	75	5	3,7	0,03	1,4			A	
7 A50+	287	287	640	F7	800	75	5	1,9	0,01	0,8			A	
7 A50+	592	287	640	F7	1700	75	10	3,7	0,03	1,4			A	
7 A50+	592	490	640	F7	2700	75	10	6,2	0,04	1,6			A	
7 A50+	490	490	640	F7	2330	75	8	5	0,04	1,3			A	
7 A50+	592	592	520	F7	3400	90	10	6,1	0,04	2,2	54	54	A	1101
7 A50+	490	592	520	F7	2700	90	8	4,9	0,04	1,4			A	
7 A50+	287	592	520	F7	1700	90	5	3	0,03	1,3			A	
7 A50+	287	287	520	F7	800	90	5	1,5	0,01	0,7			A	
7 A50+	592	287	520	F7	1700	90	10	3	0,03	1,3			A	
7 A50+	592	490	520	F7	2700	90	10	5	0,04	1,4			A	
7 A50+	490	490	520	F7	2330	90	8	4	0,04	1,2			A	
7 D50+	592	592	370	F7	3400	120	10	4,3	0,04	2	56	54	D	1745
7 D50+	490	592	370	F7	2700	120	8	3,5	0,04	1,3			D	
7 D50+	287	592	370	F7	1700	120	5	2,2	0,03	1,2			D	
7 D50+	287	287	370	F7	800	120	5	1,1	0,01	0,7			D	
7 D50+	592	287	370	F7	1700	120	10	2,1	0,03	1,2			D	
7 D50+	592	490	370	F7	2700	120	10	3,6	0,04	1,2			D	
7 D50+	490	490	370	F7	2330	120	8	2,9	0,04	1			D	
9 A80+	592	592	640	F9	3400	150	10	7,5	0,04	1,6	86	85,6	A	1994
9 A80+	490	592	640	F9	2700	150	8	6	0,04	1,6			A	
9 A80+	287	592	640	F9	1700	150	5	3,7	0,03	1,4			A	
9 A80+	287	287	640	F9	800	150	5	1,9	0,01	0,8			A	
9 A80+	592	287	640	F9	1700	150	10	3,7	0,03	1,4			A	
9 A80+	592	490	640	F9	2700	150	10	6,2	0,04	1,6			A	
9 A80+	490	490	640	F9	2330	150	8	5	0,04	1,3			A	
9 B80+	592	592	520	F9	3400	180	10	6,1	0,04	2,2	88	85,6	B	2481
9 B80+	490	592	520	F9	2700	180	8	4,9	0,04	1,4			B	
9 B80+	287	592	520	F9	1700	180	5	3	0,03	1,3			B	
9 B80+	287	287	520	F9	800	180	5	1,5	0,01	0,7			B	
9 B80+	592	287	520	F9	1700	180	10	3	0,03	1,3			B	
9 B80+	592	490	520	F9	2700	180	10	5	0,04	1,4			B	
9 B80+	490	490	520	F9	2330	180	8	4	0,04	1,2			B	

* ME%: Minimum efficiency ref. to EN779:2012
 * Energy Consumption, kWh/year: Calculated according to Eurovent Guideline 4/11
 * Energy class: Calculated according to Eurovent 4/11

F I L T E R

Hi-Flo XLS



Advantages

- The latest developed glass fibre media
- Low initial pressure drop
- Flat pressure drop curve
- New developed pocket design for the best air distribution
- Conical pockets
- Moulded, rigid and aerodynamic shaped plastic frame
- Less energy consumption

Application: Air conditioning applications and as pre filters for clean rooms

Type: Pocket filters with high efficiency

Frame: PS plastic - moulded and combustible

Media: Glass fiber

EN779:2012 efficiency: M5, M6, F7, F9.

Temperature: 70°C maximum in continuous service.

Recommended final pressure drop: 450 Pa (suggested economical change point 250 Pa)

Air flow: Nominell air flow +25%

Packing: Environmental friendly cardboard boxes easy to carry. We are connected to the REPA register

Holding frames: Mounting frames in type SP or in filter housing FCB-HF



Type	Width	Height	Depth	Filter class	Air flow m³/h	Pressure drop	Bags	Area m²	Volume m³	Weight kg	Initial eff. %	ME %	Energy class	Energy consumption kWh/y
5 D	592	592	640	M5	3400	55	6	4,5	0,04	1	15,3	14,5	D	952
5 D	490	592	640	M5	2700	55	5	3,7	0,04	0,9			D	
5 D	287	592	640	M5	1700	55	3	2,2	0,03	0,6			D	
5 D	592	287	640	M5	1700	55	6	2,2	0,03	0,6			D	
5 D	592	490	640	M5	2700	55	6	3,7	0,04	0,9			D	
5 F	592	592	520	M5	3400	65	6	3,7	0,04	0,9	15,3	14,5	F	1269
5 F	490	592	520	M5	2700	65	5	3	0,04	0,8			F	
5 F	287	592	520	M5	1700	65	3	1,8	0,03	0,6			F	
5 F	592	287	520	M5	1700	65	6	1,8	0,03	0,6			F	
5 F	592	490	520	M5	2700	65	6	3	0,04	0,9			F	
5 G	592	592	370	M5	3400	80	6	2,6	0,04	0,8	15,3	14,5	G	>1300
5 G	490	592	370	M5	2700	80	5	2,2	0,04	0,7			G	
5 G	287	592	370	M5	1700	80	3	1,3	0,03	0,5			G	
5 G	592	287	370	M5	1700	80	6	1,3	0,03	0,5			G	
5 G	592	490	370	M5	2700	80	6	2,2	0,04	0,8			G	
6 D	592	592	640	M6	3400	60	6	4,5	0,04	1,2	23,7	23	D	1155
6 D	490	592	640	M6	2700	60	5	3,7	0,04	1			D	
6 D	287	592	640	M6	1700	60	3	2,2	0,03	0,7			D	
6 D	592	287	640	M6	1700	60	6	2,2	0,03	0,7			D	
6 D	592	490	640	M6	2700	60	6	3,7	0,04	1,1			D	
6 F	592	592	520	M6	3400	70	6	3,7	0,04	1,1	23,7	23	F	1541
6 F	490	592	520	M6	2700	70	5	3	0,04	0,9			F	

* ME%: Minimum efficiency ref. to EN779:2012

* Energy Consumption, kWh/year: Calculated according to Eurovent Guideline 4/11

* Energy class: Calculated according to Eurovent 4/11

As part of our program for continuous improvement, Camfil reserves the right to change specifications without notice.

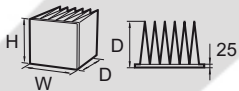
Bag Filters

Type	Width	Height	Depth	Filter class	Air flow m ³ /h	Pressure drop	Bags	Area m ²	Volume m ³	Weight kg	Initial eff. %	ME %	Energy class	Energy consumption kWh/y
6 F	287	592	520	M6	1700	70	3	1,8	0,03	0,6			F	
6 F	592	287	520	M6	1700	70	6	1,8	0,03	0,7			F	
6 F	592	490	520	M6	2700	70	6	3	0,04	1			F	
6 G	592	592	370	M6	3400	85	6	2,6	0,04	0,9	23,7	23	G	>1550
6 G	490	592	370	M6	2700	85	5	2,2	0,04	0,8			G	
6 G	287	592	370	M6	1700	85	3	1,3	0,03	0,6			G	
6 G	592	287	370	M6	1700	85	6	1,3	0,03	0,6			G	
6 G	592	490	370	M6	2700	85	6	2,2	0,04	0,9			G	
7 C50+	592	592	640	F7	3400	110	6	4,5	0,04	0,9	54	54	C	1688
7 C50+	490	592	640	F7	2700	110	5	3,7	0,04	0,8			C	
7 C50+	287	592	640	F7	1700	110	3	2,2	0,03	0,6			C	
7 C50+	592	287	640	F7	1700	110	6	2,2	0,03	0,6			C	
7 C50+	592	490	640	F7	2700	110	6	3,7	0,04	0,9			C	
7 F50+	592	592	520	F7	3400	130	6	3,7	0,04	0,9	54	54	F	2413
7 F50+	490	592	520	F7	2700	130	5	3	0,04	0,8			F	
7 F50+	287	592	520	F7	1700	130	3	1,8	0,03	0,5			F	
7 F50+	592	287	520	F7	1700	130	6	1,8	0,03	0,6			F	
7 F50+	592	490	520	F7	2700	130	6	3	0,04	0,8			F	
7 G50+	592	592	370	F7	3400	195	6	2,6	0,04	0,9	54	54	G	3546
7 G50+	490	592	370	F7	2700	195	5	2,2	0,04	0,7			G	
7 G50+	287	592	370	F7	1700	195	3	1,3	0,03	0,5			G	
7 G50+	592	287	370	F7	1700	195	6	1,3	0,03	0,6			G	
7 G50+	592	490	370	F7	2700	195	6	2,2	0,04	0,7			G	
9 D80+	592	592	640	F9	3400	240	6	4,5	0,04	1	89	85,6	D	3387
9 D80+	490	592	640	F9	2700	240	5	3,7	0,04	0,9			D	
9 D80+	287	592	640	F9	1700	240	3	2,2	0,03	0,6			D	
9 D80+	592	287	640	F9	1700	240	6	2,2	0,03	0,6			D	
9 D80+	592	490	640	F9	2700	240	6	3,7	0,04	0,9			D	
9 F80+	592	592	520	F9	3400	290	6	3,7	0,04	0,9	88,7	85,6	F	4169
9 F80+	490	592	520	F9	2700	290	5	3	0,04	0,8			F	
9 F80+	287	592	520	F9	1700	290	3	1,8	0,03	0,5			F	
9 F80+	592	287	520	F9	1700	290	6	1,8	0,03	0,6			F	
9 F80+	592	490	520	F9	2700	290	6	3	0,04	0,8			F	

* ME%: Minimum efficiency ref. to EN779:2012
 * Energy Consumption, kWh/year: Calculated according to Eurovent Guideline 4/11
 * Energy class: Calculated according to Eurovent 4/11

F I L T E R

Hi-Flo M, N, O



Advantages

- Large surface area
- Save energy - optimised design (LCC)
- Comprehensive range of standard sizes
- Controlled media spacing (CMS)
- Certified performance
- CREO Approved

Application: Air conditioning applications.

Type: Extended surface multi pocket bag filter.

Case: Galvanised steel.

Media: Glass Fiber.

EN779:2012 efficiency: M6, F7, F9.

Recommended final pressure drop: 450 Pa (suggested economical change point 250Pa).

Temperature: 70°C maximum in continuous service.

Holding frames: Front and side access housings and frames are available, Type 8, Type L, and FC Housings.



Type	Width	Height	Depth	Filter class	Air flow m ³ /h	Pressure drop	Bags	Area m ²	Volume m ³	Weight kg	Initial eff. %	ME %	Energy class	Energy consumption kWh/y
M6 A	592	592	635	M6	3400	65	12	9,2	0,05	3,3	24,4	23	A	739
N6 A	490	592	635	M6	2800	65	10	7,7	0,05	3			A	
O6 A	287	592	635	M6	1700	65	6	4,6	0,03	2			A	
	287	287	635	M6	800	65	6	2,3	0,02	1,5			A	
	592	287	635	M6	1700	65	12	4,6	0,03	2			A	
	592	490	635	M6	2800	65	12	7,7	0,05	3			A	
ML6 A	592	892	635	M6	5000	65	12	13,7	0,1	3,9			A	
NL6 A	490	892	635	M6	4100	65	10	11,4	0,1	3,2			A	
OL6 A	287	892	635	M6	2500	65	6	6,8	0,05	2,2			A	
M7 A60+	592	592	635	F7	3400	85	12	9,2	0,05	3,3	63	60	A	1044
N7 A60+	490	592	635	F7	2800	85	10	7,7	0,05	3			A	
O7 A60+	287	592	635	F7	1700	85	6	4,6	0,03	2			A	
	287	287	635	F7	800	85	6	2,3	0,02	1,5			A	
	592	287	635	F7	1700	85	12	4,6	0,03	2			A	
	592	490	635	F7	2800	85	12	7,7	0,05	3			A	
ML7 A60+	592	892	635	F7	5000	85	12	13,7	0,1	3			A	
NL7 A60+	490	892	635	F7	4100	85	10	11,4	0,1	2,7			A	
OL7 A60+	287	892	635	F7	2500	85	6	6,8	0,05	1,8			A	
M9 A80+	592	592	635	F9	3400	130	12	9,2	0,05	3,3	85,6	85	A	1555
N9 A80+	490	592	635	F9	2800	130	10	7,7	0,05	3			A	
O9 A80+	287	592	635	F9	1700	130	6	4,6	0,03	2			A	
	287	287	635	F9	800	130	6	2,3	0,02	1,5			A	
	592	287	635	F9	1700	130	12	4,6	0,03	2			A	
	592	490	635	F9	2800	130	12	7,7	0,05	3			A	
ML9 A80+	592	892	635	F9	5000	130	12	13,7	0,1	3			A	
NL9 A80+	490	892	635	F9	4100	130	10	11,4	0,1	2,7			A	
OL9 A80+	287	892	635	F9	2500	130	6	6,8	0,05	1,8			A	

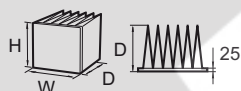
* ME%: Minimum efficiency ref. to EN779:2012

* Energy Consumption, kWh/year: Calculated according to Eurovent Guideline 4/11

* Energy class: Calculated according to Eurovent 4/11

As part of our program for continuous improvement, Camfil reserves the right to change specifications without notice.

Cam-Flo



Advantages

- Filter material of newly-developed plastic fibre media
- Dust holding capacity
- Newly-developed seam technique for better air distribution
- Conical pockets and self-supporting bags
- High mechanical strength
- Low initial pressure loss, flat development

Applications: Air filtering in standard ventilation systems for heavy-duty industrial installations

Type frame: Metal

Media: Plastic fiber in a combination of polypropylene and polyester.

EN779:2012 efficiency: M6, F7, F9

Temperature: Max. 70°C under continuous operation

Air flow: Nominal air flow +-25% to a final pressure fall of max. 600 Pa.

Packaging: Biodegradable corrugated cardboard, with effective handle. We subscribe to the REPA register. Plastic bag for used filter media included.




Type	Width	Height	Depth	Filter class	Air flow m ³ /h	Pressure drop	Bags	Area m ²	Volume m ³	Weight kg	Initial eff. %	ME %	Energy class	Energy consumption kWh/y
6 D	592	592	520	M6	3400	70	10	6,1	0,06	3	33,4	22,2	D	1175
6 D	490	592	520	M6	2850	70	8	5,1	0,06	2,7			D	
6 D	287	592	520	M6	1700	70	5	3,1	0,04	2			D	
6 B	592	592	640	M6	3400	60	10	7,5	0,06	3,2	33,4	22,2	B	895
6 B	490	592	640	M6	2850	60	8	6,3	0,06	2,9			B	
6 B	287	592	640	M6	1700	60	5	3,8	0,04	2,1			B	
7 A50+	592	592	520	F7	3400	105	10	6,1	0,06	3	62,0	58,0	A	1157
7 A50+	490	592	520	F7	2850	105	8	5,1	0,06	2,7			A	
7 A50+	287	592	520	F7	1700	105	5	3,1	0,04	2			A	
7 A50+	592	592	640	F7	3400	90	10	7,5	0,06	3,2	62,0	58,0	A	1074
7 A50+	490	592	640	F7	2850	90	8	6,3	0,06	2,9			A	
7 A50+	287	592	640	F7	1700	90	5	3,8	0,04	2,1			A	
9 A70+	592	592	520	F9	3400	120	10	6,1	0,06	3	72,0	70,0	A	1450
9 A70+	490	592	520	F9	2850	120	8	5,1	0,06	2,7			A	
9 A70+	287	592	520	F9	1700	120	5	3,1	0,04	2			A	
9 A70+	592	592	640	F9	3400	106	10	7,5	0,06	3,2	72,0	70,0	A	1558
9 A70+	490	592	640	F9	2850	106	8	6,3	0,06	2,9			A	
9 A70+	287	592	640	F9	1700	106	5	3,8	0,04	2,1			A	

* ME%: Minimum efficiency ref. to EN779:2012
 * Energy Consumption, kWh/year: Calculated according to Eurovent Guideline 4/11
 * Energy class: Calculated according to Eurovent 4/11

As part of our program for continuous improvement, Camfil reserves the right to change specifications without notice.

Bag Filters

Hi-Flo A, B, C, UF, UG, UH



Advantages

- High dust holding capacity
- Robust metal header frame
- Controlled media spacing (CMS)
- Comprehensive range of standard sizes

Application: Comfort air conditioning applications, pre filter applications.

Type: Multi pocket bag filter.

Case: Galvanised steel.

Media: Glass Fiber.

EN779:2012 efficiency: M5, M6, F7, F9.

Recommended final pressure drop: 450 Pa (suggested economical change point 250 Pa).

Temperature: 70°C maximum in continuous service.

Holding frames: Front and side access housings and frames are available, Type 8, Type L, and FC Housings.



Type	Width	Height	Depth	Filter class	Air flow m ³ /h	Pressure drop	Bags	Area m ²	Volume m ³	Weight kg	Initial eff. %	ME %	Energy class	Energy consumption kWh/y
A5 B	592	592	600	M5	3400	60	6	4,7	0,03	1,9	9,0	8,0	B	739
B5 B	490	592	600	M5	2800	60	5	3,9	0,03	1,6			B	
C5 B	287	592	600	M5	1700	60	3	2,3	0,02	1,1			B	
C5 33 B	287	287	600	M5	800	60	3	1,1	0,02	0,7			B	
A5 63 B	592	287	600	M5	1700	60	6	2,3	0,03	1,1			B	
A5 65 B	592	490	600	M5	2800	60	6	3,6	0,03	1,6			B	
AL5 B	592	892	600	M5	5000	60	6	6,8	0,05	2,4			B	
BL5 B	490	892	600	M5	4100	60	5	5,7	0,05	1,9			B	
CL5 B	287	892	600	M5	2500	60	3	3,4	0,03	1,4			B	
A6 E	592	592	600	M6	3400	65	6	4,7	0,03	1,9	25,1	23,0	E	1280
B6 E	490	592	600	M6	2800	65	5	3,9	0,03	1,6			E	
C6 E	287	592	600	M6	1700	65	3	2,3	0,02	1,1			E	
C6 33 B	287	287	600	M6	800	65	3	1,1	0,02	0,7			E	
A6 63 E	592	287	600	M6	1700	65	6	2,3	0,03	1,1			E	
A6 65 E	592	490	600	M6	2800	65	6	3,9	0,03	1,6			E	
UF6 B	592	592	600	M6	3400	70	8	6	0,03	2,9	26	23	B	820
UG6 B	490	592	600	M6	2800	70	6	4,6	0,03	2,4			B	
UH6 B	287	592	600	M6	1700	70	4	3	0,02	1,5			B	
UH6 33 B	287	287	600	M6	800	70	4	1,5	0,02	1			B	
UF6 63 B	592	287	600	M6	1700	70	8	3	0,02	1,5			B	
UF6 65 B	592	490	600	M6	2800	70	8	4,6	0,03	2,4			B	
UFL6 B	592	892	600	M6	5000	70	8	8,9	0,1	2,9			B	

* ME%: Minimum efficiency ref. to EN779:2012
 * Energy Consumption, kWh/year: Calculated according to Eurovent Guideline 4/11
 * Energy class: Calculated according to Eurovent 4/11

As part of our program for continuous improvement, Camfil reserves the right to change specifications without notice.

Bag Filters

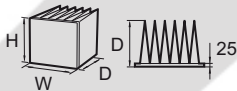
Type	Width	Height	Depth	Filter class	Air flow m ³ /h	Pressure drop	Bags	Area m ²	Volume m ³	Weight kg	Initial eff. %	ME %	Energy class	Energy consumption kWh/y
UGL6 B	490	892	600	M6	4100	70	6	6,7	0,05	2,4			B	
UHL6 B	287	892	600	M6	2500	70	4	4,4	0,05	1,8			B	
A7 D60+	592	592	600	F7	3400	130	6	4,7	0,03	1,9	69,4	60,0	D	1788
B7 D60+	490	592	600	F7	2800	130	5	3,9	0,03	1,6			D	
C7 D60+	287	592	600	F7	1700	130	3	2,3	0,02	1,1			D	
C7 33 D60+	287	287	600	F7	800	130	3	1,1	0,02	0,7			D	
A7 63 D60+	592	287	600	F7	1700	130	6	2,3	0,03	1,1			D	
A7 65 D60+	592	490	600	F7	2800	130	6	3,9	0,03	1,6			D	
UF7 B60+	592	592	600	F7	3400	110	8	6	0,03	2,9	66,1	60,0	B	1403
UG7 B60+	490	592	600	F7	2800	110	6	4,6	0,03	2,4			B	
UH7 B60+	287	592	600	F7	1700	110	4	3	0,02	1,5			B	
UH7 33 B60+	287	287	600	F7	800	110	4	1,5	0,02	1			B	
UF7 63 B60+	592	287	600	F7	1700	110	8	3	0,02	1,5			B	
UF7 65 B60+	592	490	600	F7	2800	110	8	4,6	0,03	2,4			B	
UFL7 B60+	592	892	600	F7	5000	110	8	8,9	0,1	2,4			B	
UGL7 B60+	490	892	600	F7	4100	110	6	6,7	0,05	2			B	
UHL7 B60+	287	892	600	F7	2500	110	4	4,4	0,05	1,5			B	
A9 C80+	592	592	600	F9	3400	205	6	4,5	0,3	1,9	88,0	85,6	C	2590
B9 C80+	490	592	600	F9	2800	205	5	3,6	0,03	1,6			C	
C9 C80+	287	592	600	F9	1700	205	3	2,3	0,02	1,1			C	
C9 33 C80+	287	287	600	F9	800	205	3	1,1	0,02	0,7			C	
A9 63 C80+	592	287	600	F9	1700	205	6	2,3	0,03	1,1			C	
A9 65 C80+	592	490	600	F9	2800	205	6	3,6	0,03	1,6			C	
UF9 B80+	592	592	600	F9	3400	170	8	6	0,03	2,9	88,0	85,6	B	2266
UG9 B80+	490	592	600	F9	2800	170	6	4,6	0,03	2,4			B	
UH9 B80+	287	592	600	F9	1700	170	4	3	0,02	1,5			B	
UH9 33 B80+	287	287	600	F9	800	170	4	1,5	0,02	1			B	
UF9 63 B80+	592	287	600	F9	1700	170	8	3	0,02	1,5			B	
UF9 65 B80+	592	490	600	F9	2800	170	8	4,6	0,03	2,4			B	
UFL9 B80+	592	892	600	F9	5000	170	8	8,9	0,1	2,4			B	
UGL9 B80+	490	892	600	F9	4100	170	6	6,7	0,05	2			B	
UHL9 B80+	287	892	600	F9	2500	170	4	4,4	0,05	1,5			B	

* ME%: Minimum efficiency ref. to EN779:2012
 * Energy Consumption, kWh/year: Calculated according to Eurovent Guideline 4/11
 * Energy class: Calculated according to Eurovent 4/11

F I L T E R

Bag Filters

Hi-Flo P, Q, R



Advantages

- Large surface area
- Low pressure drop
- Comprehensive range of standard sizes
- Controlled media spacing (CMS)
- Certified performance

Application: Air conditioning applications.

Type: Extended surface multi pocket bag filter.

Case: Galvanised steel.

Media: Glass Fiber.

EN779:2012 efficiency: M6, F7, F9.

Recommended final pressure drop: 450 Pa (suggested economical change point 250 Pa).

Temperature: 70°C maximum in continuous service.

Holding frames: Front and side access housings and frames are available, Type 8, Type L, and FC Housings.



Type	Width	Height	Depth	Filter class	Airflow m ³ /h	Pressure drop	Bags	Area m ²	Volume m ³	Weight kg	Initial eff. %	ME%	Energy class	Energy consumption kWh/y
P6 B	592	592	534	M6	3400	70	10	6,5	0,05	2,9	23,0	23,0	B	907
Q6 B	490	592	534	M6	2800	70	8	5,2	0,05	2,4			B	
R6 B	287	592	534	M6	1700	70	5	3,2	0,03	1,5			B	
	287	287	534	M6	800	70	5	1,6	0,02	1,1			B	
	592	287	534	M6	1700	70	10	3,2	0,03	1,5			B	
	592	490	534	M6	2800	70	10	5,2	0,05	2,4			B	
PL6 B	592	892	534	M6	5000	70	10	9,7	0,11	4,4			B	
QL6 B	490	892	534	M6	4100	70	8	7,8	0,11	4			B	
RL6 B	287	892	534	M6	2500	70	5	4,8	0,05	2,6			B	
P7 B60+	592	592	534	F7	3400	105	10	6,5	0,05	2,6	67	60	B	1357
Q7 B60+	490	592	534	F7	2800	105	8	5,2	0,05	2,3			B	
R7 B60+	287	592	534	F7	1700	105	5	3,2	0,03	1,6			B	
	287	287	534	F7	800	105	5	1,6	0,02	1,1			B	
	592	287	534	F7	1700	105	10	3,2	0,03	1,5			B	
	592	490	534	F7	2800	105	10	5,2	0,05	2,4			B	
PL7 B60+	592	892	534	F7	5000	105	10	9,7	0,11	3,8			B	
QL7 B60+	490	892	534	F7	4100	105	8	7,8	0,11	3,6			B	
RL7 B60+	287	892	534	F7	2500	105	5	4,8	0,05	2,2			B	
P9 A80+	592	592	534	F9	3400	150	10	6,5	0,05	2,5	87	85,6	A	1891
Q9 A80+	490	592	534	F9	2800	150	8	5,2	0,05	2,4			A	
R9 A80+	287	592	534	F9	1700	150	5	3,2	0,03	1,5			A	
	287	287	534	F9	800	150	5	1,6	0,02	1,1			A	
	592	287	534	F9	1700	150	10	3,2	0,03	1,5			A	
	592	490	534	F9	2800	150	10	5,2	0,05	2,4			A	
PL9 A80+	592	892	534	F9	5000	150	10	9,7	0,11	4,1			A	
QL9 A80+	490	892	534	F9	4100	150	8	7,8	0,11	3,6			A	
RL9 A80+	287	892	534	F9	2500	150	5	4,8	0,05	2,5			A	

* ME%: Minimum efficiency ref. to EN779:2012


* Energy Consumption, kWh/year: Calculated according to Eurovent Guideline 4/11

* Energy class: Calculated according to Eurovent 4/11

As part of our program for continuous improvement, Camfil reserves the right to change specifications without notice.

Bag Filters

Hi-Flo T



Advantages

- Large surface area
- Ultra compact
- Low pressure drop
- Controlled media spacing (CMS)
- High dust holding capacity

Application: Air conditioning applications.

Type: Compact multi-pocket bag filter.

Case: Galvanised steel.

Media: Glass Fiber.

EN779:2012 efficiency: M6, F7, F9.

Recommended final pressure drop: 450 Pa (suggested economical change point 250 Pa).

Temperature: 70°C maximum in continuous service.

Holding frames: Front and side access housings and frames are available, Type 8, Type L, and FC Housings.



Type	Width	Height	Depth	Filter class	Air flow m ³ /h	Pressure drop	Bags	Area m ²	Volume m ³	Weight kg	Initial eff. %	ME %	Energy class	Energy consumption kWh/y
TM6 D	592	592	380	M6	3400	90	12	5,5	0,05	2,55	23	23	D	1175
TN6 D	490	592	380	M6	2800	90	10	4,5	0,05	2,15			D	
TO6 D	287	592	380	M6	1700	90	6	2,7	0,025	1,4			D	
TO6 33	287	287	380	M6	800	90	6	1,3	0,02	0,8			D	
TM6 63	592	287	380	M6	1700	90	12	2,7	0,025	1,4			D	
TM6 65	592	490	380	M6	2800	90	12	4,5	0,051	2,15			D	
TOL6 D	287	892	380	M6	2500	90	6	4	0,05	1,4			D	
TNL6 D	490	892	380	M6	4100	90	10	6,8	0,05	2,6			D	
TML6 D	592	892	380	M6	5000	90	12	8,1	0,1	2,9			D	
TM7 E60+	592	592	380	F7	3400	130	12	5,5	0,05	2,3	67	60	E	2005
TN7 E60+	490	592	380	F7	2800	130	10	4,5	0,05	2,05			E	
TO7 E60+	287	592	380	F7	1700	130	6	2,7	0,025	1,35			E	
TO7 33 E60+	287	287	380	F7	800	130	6	1,3	0,02	0,8			E	
TM7 63 E80+	592	287	380	F7	1700	130	12	2,7	0,025	1,4			E	
TM7 65 E80+	592	490	380	F7	2800	130	12	4,5	0,05	2,15			E	
TOL7 E60+	287	892	380	F7	2500	130	6	4	0,05	1,5			E	
TNL7 E60+	490	892	380	F7	4100	130	10	6,8	0,05	2,2			E	
TML7 E60+	592	892	380	F7	5000	130	12	8,1	0,1	2,5			E	
TM9 D80+	592	592	380	F9	3400	230	12	5,5	0,05	2,25	87,3	85,6	D	3081
TN9 D80+	490	592	380	F9	2800	230	10	4,5	0,05	2			D	
TO9 D80+	287	592	380	F9	1700	230	6	2,7	0,025	1,35			D	
TO9 33 D80+	287	287	380	F9	800	230	6	1,3	0,02	0,8			D	
TM9 63 D80+	592	287	380	F9	1700	230	12	2,7	0,025	1,4			D	
TM9 65 D80+	592	490	380	F9	2800	230	12	4,5	0,05	2,15			D	
TOL9 D80+	287	892	380	F9	2500	230	6	4	0,05	1,5			D	
TNL9 D80+	490	892	380	F9	4100	230	10	6,8	0,05	2,2			D	
TML9 D80+	592	892	380	F9	5000	230	12	8,1	0,1	2,5			D	

* ME%: Minimum efficiency ref. to EN779:2012
 * Energy Consumption, kWh/year: Calculated according to Eurovent Guideline 4/11
 * Energy class: Calculated according to Eurovent 4/11

Basic-Flo



Advantages

- Economy version
- Quick and easy mounting
- Conical bags for optimised performance
- Sturdy metal header frame

Application: Comfort air conditioning applications, prefilter applications

Type: Multi pocket bag filter

Frame: Galvanised steel, 25mm

Media: Synthetic fiber.

EN779:2012 efficiency: M5, M6, F7.

Recommended final pressure drop: 450 Pa (suggested economical change point 250 Pa).

Maximum air flow: 1,25 x nominal air flow

Temperature / Humidity: 70°C maximum in continuous service.

Mounting: Frame type 4MP or housings FC-HF / FKDA

Remarks: Also available with plastic frame, 25mm



Type	Width	Height	Depth	Filter class	Air flow m ³ /h	Pressure drop	Bags	Area m ²	Volume m ³	Weight kg	Initial eff. %	ME %	Energy class	Energy consumption kWh/y
A5 C	592	592	600	M5	3400	50	6	4,5	0,05	2,4	19	6,6	C	859
C5 C	490	592	600	M5	2800	50	5	3,6	0,05	2,1			C	
C5 C	287	592	600	M5	1700	50	3	2,3	0,035	1,5			C	
A5 63 C	592	287	600	M5	1700	50	6	2,3	0,035	1,50			C	
A5 65 C	592	490	600	M5	2800	50	6	3,6	0,050	2,10			C	
C5 33 C	287	287	600	M5	800	50	3	1,1	0,020	0,80			C	
A5/520 D	592	592	520	M5	3400	55	6	3,7	0,050	2,00	17	6,6	D	963
B5/520 D	490	592	520	M5	2800	55	5	3	0,050	1,80			D	
C5/520 D	287	592	520	M5	1700	55	3	1,8	0,035	1,20			D	
A5 63/520 D	592	287	520	M5	1700	55	6	1,8	0,035	1,20			D	
A5 65/520 D	592	490	520	M5	2800	55	6	3	0,050	1,80			D	
C5 33/520 D	287	287	520	M5	800	55	3	0,9	0,020	0,70			D	
A5/370 G	592	592	370	M5	3400	60	6	2,6	0,050	1,80	11	6,6	G	1 556
B5/370 G	490	592	370	M5	2800	60	5	2,2	0,050	1,60			G	
C5/370 G	287	592	370	M5	1700	60	3	1,3	0,035	1,20			G	
A5 63/370 G	592	287	370	M5	1700	60	6	1,3	0,035	1,20			G	
A5 65/370 G	592	490	370	M5	2800	60	6	2,2	0,050	1,60			G	
C5 33/370 G	287	287	370	M5	800	60	3	0,6	0,020	0,70			G	
A6 F	592	592	600	M6	3400	60	6	4,5	0,050	2,40	11	6,6	F	1 447
B6 F	490	592	600	M6	2800	60	5	3,6	0,050	2,10			F	
C6 F	287	592	600	M6	1700	60	3	2,3	0,035	1,50			F	
A6 63 F	592	287	600	M6	1700	60	6	2,3	0,035	1,50			F	

* ME%: Minimum efficiency ref. to EN779:2012

* Energy Consumption, kWh/year: Calculated according to Eurovent Guideline 4/11

* Energy class: Calculated according to Eurovent 4/11

As part of our program for continuous improvement, Camfil reserves the right to change specifications without notice.


Bag Filters

Type	Width	Height	Depth	Filter class	Air flow m ³ /h	Pressure drop	Bags	Area m ²	Volume m ³	Weight kg	Initial eff. %	ME %	Energy class	Energy consumption kWh/y
A6 65 F	592	490	600	M6	2800	60	6	3,6	0,050	2,10			F	
C6 33 F	287	287	600	M6	800	60	3	1,1	0,020	0,80			F	
A6/520 G	592	592	520	M6	3400	65	6	3,7	0,050	2,00	34	23	G	1 803
B6/520 G	490	592	520	M6	2800	65	5	3	0,050	1,80			G	
C6/520 G	287	592	520	M6	1700	65	3	1,8	0,035	1,20			G	
A6 63/520 G	592	287	520	M6	1700	65	6	1,8	0,035	1,20			G	
A6 65/520 G	592	490	520	M6	2800	65	6	3	0,050	1,80			G	
C6 33/520 G	287	287	520	M6	800	65	3	0,9	0,020	0,70			G	
A6/370 G	592	592	370	M6	3400	85	6	2,6	0,050	1,80	32	23	G	>1550
B6/370 G	490	592	370	M6	2800	85	5	2,2	0,050	1,60			G	
C6/370 G	287	592	370	M6	1700	85	3	1,3	0,035	1,20			G	
A6 63/370 G	592	287	370	M6	1700	85	6	1,3	0,035	1,20			G	
A6 65/370 G	592	490	370	M6	2800	85	6	2,2	0,050	1,60			G	
C6 33/370 G	287	287	370	M6	800	85	3	0,6	0,020	0,70			G	
A7 C35+	592	592	600	F7	3400	120	6	4,5	0,050	2,40	76	35	C	1 468
B7 C35+	490	592	600	F7	2800	120	5	3,6	0,050	2,10			C	
C7 C35+	287	592	600	F7	1700	120	3	2,3	0,035	1,50			C	
A7 63 C35+	592	287	600	F7	1700	120	6	2,3	0,035	1,50			C	
A7 65 C35+	592	490	600	F7	2800	120	6	3,6	0,050	2,10			C	
C7 33 C35+	287	287	600	F7	800	120	3	1,1	0,020	0,80			C	
A7/520 D35+	592	592	520	F7	3400	135	6	3,7	0,050	2,00	70	35	D	1 782
B7/520 D35+	490	592	520	F7	2800	135	5	3	0,050	1,80			D	
C7/520 D35+	287	592	520	F7	1700	135	3	1,8	0,035	1,20			D	
A7 63/520 D35+	592	287	520	F7	1700	135	6	1,8	0,035	1,20			D	
A7 65/520 D35+	592	490	520	F7	2800	135	6	3	0,050	1,80			D	
C7 33/520 D35+	287	287	520	F7	800	135	3	0,9	0,020	0,70			D	
A7/370 G35+	592	592	370	F7	3400	185	6	2,6	0,050	1,80	67	35	G	2 566
B7/370 G35+	490	592	370	F7	2800	185	5	2,2	0,050	1,60			G	
C7/370 G35+	287	592	370	F7	1700	185	3	1,3	0,035	1,20			G	
A7 63/370 G35+	592	287	370	F7	1700	185	6	1,3	0,035	1,20			G	
A7 65/370 G35+	592	490	370	F7	2800	185	6	2,2	0,050	1,60			G	
C7 33/370 G35+	287	287	370	F7	800	185	3	0,6	0,020	0,70			G	
UF7 C35+	592	592	600	F7	3400	110	8	6	0,050	2,60	77	35	C	1 502
UG7 C35+	490	592	600	F7	2800	110	6	4,5	0,050	2,40			C	
UH7 C35+	287	592	600	F7	1700	110	4	3	0,035	1,50			C	
UF7 63 C35+	592	287	600	F7	1700	110	8	3	0,035	1,50			C	
UF7 65 C35+	592	490	600	F7	2800	110	8	4,5	0,050	2,40			C	
UH7 33 C35+	287	287	600	F7	800	110	4	1,5	0,020	0,80			C	
UF7/520 C35+	592	592	520	F7	3400	120	8	5,2	0,050	2,60	71	35	C	1 482
UG7/520 C35+	490	592	520	F7	2800	120	6	3,9	0,050	2,40			C	
UH7/520 C35+	287	592	520	F7	1700	120	4	2,5	0,035	1,50			C	
UF7 63/520 C35+	592	287	520	F7	1700	120	8	2,5	0,035	1,50			C	
UF7 65/520 C35+	592	490	520	F7	2800	120	8	3,7	0,050	2,40			C	
UH7 33/520 C35+	287	287	520	F7	800	120	4	1,3	0,020	0,80			C	
UF7/370 D35+	592	592	370	F7	3400	150	8	3,6	0,050	2,40	70	35	D	1 920
UG7/370 D35+	490	592	370	F7	2800	150	6	2,7	0,050	2,10			D	
UH7/370 D35+	287	592	370	F7	1700	150	4	1,8	0,035	1,50			D	
UF7 63/370 D35+	592	287	370	F7	1700	150	8	1,8	0,035	1,50			D	
UF7 65/370 D35+	592	490	370	F7	2800	150	8	2,7	0,050	2,10			D	
UH7 33/370 D35+	287	287	370	F7	800	150	4	0,9	0,020	0,80			D	

* ME%: Minimum efficiency ref. to EN779:2012
 * Energy Consumption, kWh/year: Calculated according to Eurovent Guideline 4/11
 * Energy class: Calculated according to Eurovent 4/11



Basic-Flo Green



Advantages

- Economy version
- Quick and easy mounting
- Optimized filter area with conical filter bags
- Incinerable

Applications: Filtration of fresh air or recirculated air in the climate controlled spaces

Type: Multi pocket bag filter

Frame: Plastic frame, 25 mm

Media: Synthetic fiber.

EN779:2012 efficiency: M5, M6, F7.

Recommended final pressure drop: 450 Pa (suggested economical change point 250 Pa).

Maximum air flow: 1,25 x nominal air flow

Temperature / Humidity: 70°C maximum in continuous service

Remarks: Also available with metal frame, 25mm



Type	Width	Height	Depth	Filter class	Airflow m ³ /h	Pressure drop	Bags	Area m ²	Volume m ³	Weight kg	Initial eff. %	ME %	Energy class	Energy consumption kWh/y
AG5 C	592	592	600	M5	3400	50	6	4,5	0,05	2,4	19	6,6	C	859
CG5 C	490	592	600	M5	2800	50	5	3,6	0,05	2,1			C	
CG5 C	287	592	600	M5	1700	50	3	2,3	0,035	1,5			C	
AG5 63 C	592	287	600	M5	1700	50	6	2,3	0,035	1,50			C	
AG5 65 C	592	490	600	M5	2800	50	6	3,6	0,050	2,10			C	
CG5 33 C	287	287	600	M5	800	50	3	1,1	0,020	0,80			C	
AG5/520 D	592	592	520	M5	3400	55	6	3,7	0,050	2,00	17	6,6	D	963
BG5/520 D	490	592	520	M5	2800	55	5	3	0,050	1,80			D	
CG5/520 D	287	592	520	M5	1700	55	3	1,8	0,035	1,20			D	
AG5 63/520 D	592	287	520	M5	1700	55	6	1,8	0,035	1,20			D	
AG5 65/520 D	592	490	520	M5	2800	55	6	3	0,050	1,80			D	
CG5 33/520 D	287	287	520	M5	800	55	3	0,9	0,020	0,70			D	
AG5/370 G	592	592	370	M5	3400	60	6	2,6	0,050	1,80	11	6,6	G	1 556
BG5/370 G	490	592	370	M5	2800	60	5	2,2	0,050	1,60			G	
CG5/370 G	287	592	370	M5	1700	60	3	1,3	0,035	1,20			G	
AG5 63/370 G	592	287	370	M5	1700	60	6	1,3	0,035	1,20			G	
AG5 65/370 G	592	490	370	M5	2800	60	6	2,2	0,050	1,60			G	
CG5 33/370 G	287	287	370	M5	800	60	3	0,6	0,020	0,70			G	
AG6 F	592	592	600	M6	3400	60	6	4,5	0,050	2,40	11	6,6	F	1 447
BG6 F	490	592	600	M6	2800	60	5	3,6	0,050	2,10			F	
CG6 F	287	592	600	M6	1700	60	3	2,3	0,035	1,50			F	
AG6 63 F	592	287	600	M6	1700	60	6	2,3	0,035	1,50			F	

* ME%: Minimum efficiency ref. to EN779:2012

* Energy Consumption, kWh/year: Calculated according to Eurovent Guideline 4/11

* Energy class: Calculated according to Eurovent 4/11

As part of our program for continuous improvement, Camfil reserves the right to change specifications without notice.

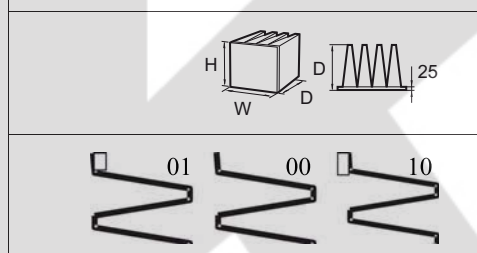
Bag Filters

Type	Width	Height	Depth	Filter class	Airflow m ³ /h	Pressure drop	Bags	Area m ²	Volume m ³	Weight kg	Initial eff. %	ME %	Energy class	Energy consumption kWh/y
AG6 65 F	592	490	600	M6	2800	60	6	3,6	0,050	2,10			F	
CG6 33 F	287	287	600	M6	800	60	3	1,1	0,020	0,80			F	
AG6/520 G	592	592	520	M6	3400	65	6	3,7	0,050	2,00	34	23	G	1 803
BG6/520 G	490	592	520	M6	2800	65	5	3	0,050	1,80			G	
CG6/520 G	287	592	520	M6	1700	65	3	1,8	0,035	1,20			G	
AG6 63/520 G	592	287	520	M6	1700	65	6	1,8	0,035	1,20			G	
AG6 65/520 G	592	490	520	M6	2800	65	6	3	0,050	1,80			G	
CG6 33/520 G	287	287	520	M6	800	65	3	0,9	0,020	0,70			G	
AG6/370 G	592	592	370	M6	3400	85	6	2,6	0,050	1,80	32	23	G	>1550
BG6/370 G	490	592	370	M6	2800	85	5	2,2	0,050	1,60			G	
CG6/370 G	287	592	370	M6	1700	85	3	1,3	0,035	1,20			G	
AG6 63/370 G	592	287	370	M6	1700	85	6	1,3	0,035	1,20			G	
AG6 65/370 G	592	490	370	M6	2800	85	6	2,2	0,050	1,60			G	
CG6 33/370 G	287	287	370	M6	800	85	3	0,6	0,020	0,70			G	
AG7 C35+	592	592	600	F7	3400	120	6	4,5	0,050	2,40	76	35	C	1 468
BG7 C35+	490	592	600	F7	2800	120	5	3,6	0,050	2,10			C	
CG7 C35+	287	592	600	F7	1700	120	3	2,3	0,035	1,50			C	
AG7 63 C35+	592	287	600	F7	1700	120	6	2,3	0,035	1,50			C	
AG7 65 C35+	592	490	600	F7	2800	120	6	3,6	0,050	2,10			C	
CG7 33 C35+	287	287	600	F7	800	120	3	1,1	0,020	0,80			C	
AG7/520 D35+	592	592	520	F7	3400	135	6	3,7	0,050	2,00	70	35	D	1 782
BG7/520 D35+	490	592	520	F7	2800	135	5	3	0,050	1,80			D	
CG7/520 D35+	287	592	520	F7	1700	135	3	1,8	0,035	1,20			D	
AG7 63/520 D35+	592	287	520	F7	1700	135	6	1,8	0,035	1,20			D	
AG7 65/520 D35+	592	490	520	F7	2800	135	6	3	0,050	1,80			D	
CG7 33/520 D35+	287	287	520	F7	800	135	3	0,9	0,020	0,70			D	
AG7/370 G35+	592	592	370	F7	3400	185	6	2,6	0,050	1,80	67	35	G	2 566
BG7/370 G35+	490	592	370	F7	2800	185	5	2,2	0,050	1,60			G	
CG7/370 G35+	287	592	370	F7	1700	185	3	1,3	0,035	1,20			G	
AG7 63/370 G35+	592	287	370	F7	1700	185	6	1,3	0,035	1,20			G	
AG7 65/370 G35+	592	490	370	F7	2800	185	6	2,2	0,050	1,60			G	
CG7 33/370 G35+	287	287	370	F7	800	185	3	0,6	0,020	0,70			G	
UFG7 C35+	592	592	600	F7	3400	110	8	6	0,050	2,60	77	35	C	1 502
UGG7 C35+	490	592	600	F7	2800	110	6	4,5	0,050	2,40			C	
UHG7 C35+	287	592	600	F7	1700	110	4	3	0,035	1,50			C	
UFG7 63 C35+	592	287	600	F7	1700	110	8	3	0,035	1,50			C	
UFG7 65 C35+	592	490	600	F7	2800	110	8	4,5	0,050	2,40			C	
UHG7 33 C35+	287	287	600	F7	800	110	4	1,5	0,020	0,80			C	
UFG7/520 C35+	592	592	520	F7	3400	120	8	5,2	0,050	2,60	71	35	C	1 482
UGG7/520 C35+	490	592	520	F7	2800	120	6	3,9	0,050	2,40			C	
UHG7/520 C35+	287	592	520	F7	1700	120	4	2,5	0,035	1,50			C	
UFG7 63/520 C35+	592	287	520	F7	1700	120	8	2,5	0,035	1,50			C	
UFG7 65/520 C35+	592	490	520	F7	2800	120	8	3,7	0,050	2,40			C	
UHG7 33/520 C35+	287	287	520	F7	800	120	4	1,3	0,020	0,80			C	
UFG7/370 D35+	592	592	370	F7	3400	150	8	3,6	0,050	2,40	70	35	D	1 920
UGG7/370 D35+	490	592	370	F7	2800	150	6	2,7	0,050	2,10			D	
UHG7/370 D35+	287	592	370	F7	1700	150	4	1,8	0,035	1,50			D	
UFG7 63/370 D35+	592	287	370	F7	1700	150	8	1,8	0,035	1,50			D	
UFG7 65/370 D35+	592	490	370	F7	2800	150	8	2,7	0,050	2,10			D	
UHG7 33/370 D35+	287	287	370	F7	800	150	4	0,9	0,020	0,80			D	

* ME%: Minimum efficiency ref. to EN779:2012
 * Energy Consumption, kWh/year: Calculated according to Eurovent Guideline 4/11
 * Energy class: Calculated according to Eurovent 4/11



Opakfil Energy



Advantages

- Long operating life
- Light and robust
- Large surface area
- Less frequent changes
- Certified performance optimised for LCC
- Location dimples in frame ensure correct filter fitting
- CREO Approved

Application: Air conditioning applications and preparatory filtration in clean rooms.

Type: High efficiency, incinerable filter.

Frame: 25mm thick flange, polypropylene and ABS.

Media: Glass fiber paper.

Separator: Hot-melt beads.

Sealant: Polyurethane.

EN779:2012 efficiency: M6, F7, F8, F9.

Recommended final pressure drop: 450 Pa (suggested economical change point 350 Pa).

Temperature: 70°C maximum in continuous service.

Mounting system: Front and side access housing and frames are available, Type 8, Type L and FC housings.

Type	Width	Height	Depth	Filter class	Air flow m ³ /h	Pressure drop	Area m ²	Volume m ³	Weight kg	Initial eff. %	ME %	Energy class	Energy consumption kWh/y
Energy M6 C	592	592	292	M6	3400	65	19	0,11	5	32	23	C	995
Energy M6 C	592	490	292	M6	2800	65	15	0,09	4			C	
Energy M6 C	592	287	292	M6	1700	65	9	0,05	3			C	
Energy F7 A50+	592	592	292	F7	3400	75	19	0,11	5	52	52	A	974
Energy F7 A50+	592	490	292	F7	2800	75	15	0,09	4			A	
Energy F7 A50+	592	287	292	F7	1700	75	9	0,05	3			A	
Energy F8 A55+	592	592	292	F8	3400	80	19	0,11	5	59	58	A	1020
Energy F8 A55+	592	490	292	F8	2800	80	15	0,09	4			A	
Energy F8 A55+	592	287	292	F8	1700	80	9	0,05	3			A	
Energy F9 A80+	592	592	292	F9	3400	115	19	0,11	5	80	80	A	1529
Energy F9 A80+	592	287	292	F9	1700	115	9	0,05	3			A	
Energy F9 A80+	592	490	292	F9	2800	115	9	0,09	4			A	

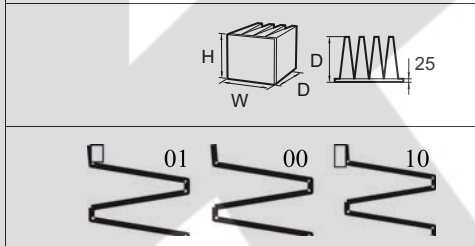
* ME%: Minimum efficiency ref. to EN779:2012

* Energy Consumption, kWh/year: Calculated according to Eurovent Guideline 4/11

* Energy class: Calculated according to Eurovent 4/11

As part of our program for continuous improvement, Camfil reserves the right to change specifications without notice.

Opakfil Basic



Advantages

- Robust construction
- Long operating life
- Light and robust
- Large surface area
- Incinerable
- No metal parts

Application: Air conditioning applications and prefiltration for clean rooms.

Type: High efficiency, incinerable filter.

Frame: ABS.

Media: Glass fiber paper.

Separator: Hot-melt beads.

Sealant: Polyurethane.

EN779:2012 filter class: M6, F7, F8, F9.

Recommended final pressure drop: 450 Pa (suggested economical change point 350 Pa).

Temperature: 70°C maximum in continuous service.

Mounting system: Front and side access housing and frames are available, Type 8 and FC housings.

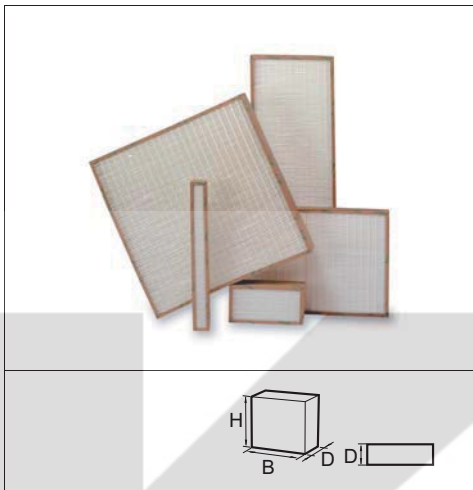
Type	Width	Height	Depth	Filter class	Air flow m ³ /h	Pressure drop	Area m ²	Volume m ³	Weight kg	Initial eff. %	ME %	Energy class	Energy consumption kWh/y
Basic M6 C	592	592	292	M6	3400	60	14	0,11	5	22	13	C	991
Basic M6 C	592	490	292	M6	2800	60	11	0,09	4			C	
Basic M6 C	592	287	292	M6	1700	60	6,7	0,05	3			C	
Basic F7 A50+	592	592	292	F7	3400	80	14	0,11	5	56	45	A	1098
Basic F7 A50+	592	490	292	F7	2800	80	11	0,09	4			A	
Basic F7 A50+	592	287	292	F7	1700	80	6,7	0,05	3			A	
Basic F8 A55+	592	592	292	F8	3400	110	14	0,11	5	68	59	A	1459
Basic F8 A55+	592	490	292	F8	2800	110	11	0,09	4			A	
Basic F8 A55+	592	287	292	F8	1700	110	6,7	0,05	3			A	
Basic F9 B80+	592	592	292	F9	3400	150	14	0,11	5	80	80	B	2454
Basic F9 B80+	592	490	292	F9	2800	150	11	0,09	4			B	
Basic F9 B80+	592	287	292	F9	1700	150	6,7	0,05	3			B	

* ME%: Minimum efficiency ref. to EN779:2012

* Energy Consumption, kWh/year: Calculated according to Eurovent Guideline 4/11

* Energy class: Calculated according to Eurovent 4/11

Ecopleat Eco



Advantages

- Ultra compact
- Full-combustible
- Large surface area
- Long operating life
- Less frequent changes
- CREO Approved

Application: Air conditioning or industrial processing systems and for mini air conditioning systems, individual modules, ventilation equipment.

Type: High efficiency compact filter.

Frame: Water resistant cardboard.

Media: Wet-laid glass fiber paper.

Separator: Hot melt glue.

Sealant: Polyurethane.

EN779:2012 filter class: M5, M6, F7 and F8.

Recommended final pressure drop: 350 Pa (suggested economical change point 250 Pa).

Temperature: 70°C.

Relative humidity: 100% RH.



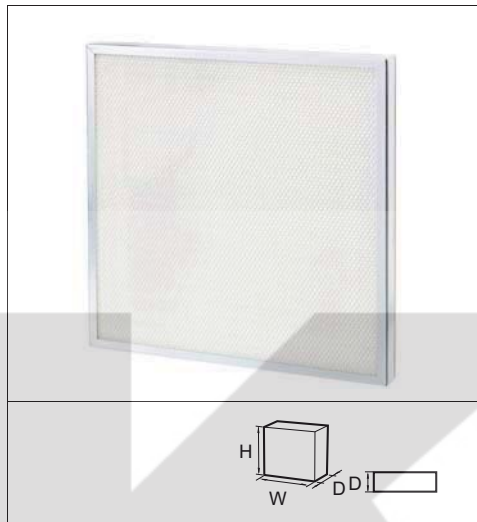
Width	Height	Depth	Filter class	Air flow m ³ /h	Pressure drop	Area m ²	Volume m ³	Weight kg	Initial eff. %	ME %
592	592	96	M5	3000	60	9,3	0,04	4		
592	592	96	M6	3000	70	9,3	0,04	4		
592	592	96	F7	3000	90	10,2	0,04	4	48	45
592	592	96	F8	3000	105	11,6	0,04	4	79	76
592	592	48	M5	1900	50	5,3	0,02	3		
592	592	48	M6	1900	60	5,3	0,02	3		
592	592	48	F7	1900	90	5,8	0,02	3	48	45
592	592	48	F8	1900	110	6,4	0,02	3	79	76

* ME%: Minimum efficiency ref. to EN779:2012

As part of our program for continuous improvement, Camfil reserves the right to change specifications without notice.

FILTERS

Ecopleat Metal



Advantages

- Large surface area
- Savings in operating costs
- Less frequent changes
- Ultra compact
- High dust holding capacity

Application: Air conditioning or industrial processing systems and for mini air conditioning systems, individual modules.

Type: High efficiency compact filter.

Frame: Galvanised steel.

Media: Wet-bid glass fiber paper.

Separator: Hot-melt beads.

EN779:2012 filter class: M5, M6, F7 and F8.

Recommended final pressure drop: 350 Pa (suggested economical change point 250 Pa).

Temperature: 70°C maximum in continuous service.

Fire rating: DIN 53438 Class F1.

Option: Fresh air (AN) with a reinforced grid: Upgrade your G4 and increased lifetime.




Width	Height	Depth	Filter class	Air flow m ³ /h	Pressure drop	Area m ²	Volume m ³	Weight kg	Initial eff. %	ME %
287	592	50	M5	1500	65	2,8	0,01	2		
592	592	50	M5	3000	65	5,3	0,02	4		
287	592	50	M6	1500	75	2,7	0,01	2		
592	592	50	M6	3000	75	5,3	0,02	4		
287	592	50	F7	1500	120	2,9	0,01	2	48	45
592	592	50	F7	3000	120	5,8	0,02	4	48	45
592	592	98	F7	3000	90	11,5	0,04	5	48	45

* ME%: Minimum efficiency ref. to EN779:2012

F I L T E R

Ecopleat Green



Advantages

- Large surface area
- Long operating life
- Ultra compact and ultra light
- Less frequent changes
- CREO Approved

Application: Air conditioning or industrial processing systems and for mini air conditioning systems, individual modules, ventilation equipment.

Type: High efficiency compact filter.

Frame: Plastic frame.

Media: Wet-laid glass fiber paper.

Separator: Hot melt glue.

Sealant: Polyurethane.

EN779:2012 filter class: M5, M6, F7 and F8.

Recommended final pressure drop: 350 Pa (suggested economical change point 250 Pa).

Temperature: 70°C.

Relative humidity: 100% RH.

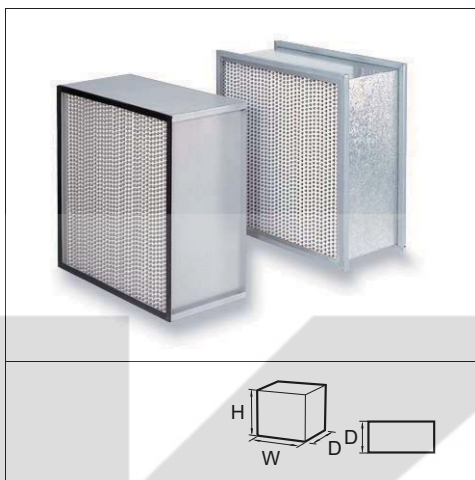


Width	Height	Depth	Filter class	Air flow m ³ /h	Pressure drop	Area m ²	Volume m ³	Weight kg	Initial eff. %	ME %
592	592	96	M5	3000	60	10,2	0,04	4		
592	592	96	M6	3000	70	10,2	0,04	4		
592	592	96	F7	3000	90	11,5	0,04	4	48	45
592	592	96	F8	3000	105	12,8	0,04	4	79	76
592	592	48	M5	3000	65	5,3	0,02	3		
592	592	48	M6	3000	75	5,3	0,02	3		
592	592	48	F7	3000	120	5,8	0,02	3	48	45
592	592	48	F8	3000	160	6,3	0,02	3	79	76
305	610	48	M5	1600	65	2,9	0,01	1,5		
610	610	48	M5	3200	65	5,6	0,02	3		
287	592	48	M5	1500	65	2,8	0,01	1,5		
287	592	48	M6	1500	75	2,7	0,01	1,5		
610	610	96	M6	3200	70	10,9	0,04	4		
305	610	48	F7	1600	120	3,1	0,01	1,5	48	45
610	610	48	F7	3200	120	6,2	0,02	3	48	45
287	592	48	F7	1500	120	2,9	0,01	1,5	48	45
287	592	96	F7	1500	90	5,7	0,02	3	48	45

* ME%: Minimum efficiency ref. to EN779:2012

As part of our program for continuous improvement, Camfil reserves the right to change specifications without notice.

Airopac



Advantages

- Low pressure drop
- Robust metal header frame
- Large surface area
- Location dimples in frame ensure correct filter fitting
- Rigid design concept
- High dust holding capacity

Application: Air conditioning applications and preparatory filtration in clean rooms.

Type: High efficiency compact filter, HF model with header frame.

Case: Galvanised steel.

Media: Glass fiber paper.

Separator: Hot-melt beads.

Sealant: Polyurethane.

EN779:2012 efficiency: F7.

Opacimetric efficiency: 85%.

Recommended final pressure drop: 450 Pa (suggested economical change point 250 Pa).

Temperature: 70°C maximum in continuous service.

Mounting system: Front and side access housing and frames are available, type 8, type L and FC housings.



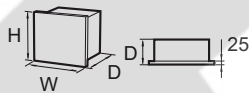
Type	Width	Height	Depth	Filter class	Air flow m ³ /h	Pressure drop	Area m ²	Volume m ³	Weight kg	Initial eff. %	ME %	Energy class	Energy consumption kWh/y
	592	592	135	F7	3400	135				50	48	G	3026
	610	610	150	M6	1300	25				18	18		
	610	610	150	F7	1300	48				50	48		
	610	610	150	F9	1300	55				76	70		
HF	592	592	150	M6	1300	25	6,5	0,072	5,8	18	18		
HF	287	592	150	M6	650	30	2,9	0,036	3,8				
	305	610	150	M6	650	15	3,8	0,036	3,2				
	610	610	150	M6	1300	15	7,8	0,072	5,1				
HF	592	592	292	M6	2500	60	13,3	0,124	9	28,5	24		
HF	287	592	292	M6	1300	80	6,2	0,062	5,7				
	305	610	292	M6	1300	50	7,7	0,062	5,3				
	610	610	292	M6	2500	45	15,8	0,124	8,9				
HF	592	592	150	F7	1300	60	6,5	0,072	5,8	50	48		
HF	287	592	150	F7	650	65	2,9	0,036	3,8				
	305	610	150	F7	650	50	3,8	0,036	3,2				
	610	610	150	F7	1300	50	7,8	0,072	5,1				
HF	592	592	292	F7	2500	95	13,3	0,124	9	52	50		
HF	287	592	292	F7	1300	110	6,2	0,062	5,7				
	305	610	292	F7	1300	80	7,7	0,062	5,3				
	610	610	292	F7	2500	70	15,8	0,124	8,9				
HF	592	592	292	F9	1800	80	12,6	0,128	9	76,3	73		
HF	287	592	292	F9	950	80	5,7	0,063	5,7				
	305	610	292	F9	1050	85	7,8	0,063	5,3				
	610	610	292	F9	2000	85	15,6	0,128	8,9				

* ME%: Minimum efficiency ref. to EN779:2012

* Energy Consumption, kWh/year: Calculated according to Eurovent Guideline 4/11

* Energy class: Calculated according to Eurovent 4/11

Airopac High Temp



Advantages

- High efficiency
- High temperature
- Silicon free construction
- Compact design

Application: Paint bake ovens and other high temperature applications.

Type: High efficiency, high temperature, silicon free compact filter.

Frame: Galvanised steel.

Gasket: Glass fiber.

Media: Glass fibre paper.

Separator: Corrugated aluminium.

Sealant: Glass fiber.

Grille: Galvanised steel upstream and downstream.

EN779:2012 filter class: M6, F8.

Recommended final pressure drop: 250 Pa.

Temperature: 260°C maximum continuous, 385°C peak during 1 hour.



Type	Width	Height	Depth	Filter class	Air flow m ³ /h	Pressure drop	Area m ²	Volume m ³	Weight kg	Initial eff. %	ME %
HF HT	592	592	292	M6	3000	105	12,6	0,128	8,3	28,5	24
HT	480	480	78	M6	800	25	2,5	0,072	2,1		
HT	305	610	78	M6	750	30	2,1	0,023	2		
HT	610	610	78	M6	1500	30	4,9	0,04	4		
HT	610	610	150	M6	1700	30	7,8	0,072	5,6		
HF HT	287	592	292	M6	1500	115	5,7	0,063	4,4		
HT	305	610	292	M6	1700	80	7,8	0,063	5,6		
HT	610	610	292	M6	3400	75	15,9	0,128	9,5		
HF HT	592	592	292	F7	3000	150	12,6	0,128	8,3	52	50
HT	915	457	52	F7	2000	110	5,1	0,059	4,1		
HT	610	610	52	F7	1500	90	4,5	0,04	3,6		
HT	915	457	78	F7	2000	100	5,6	0,059	4,5		
HT	480	480	78	F7	800	80	2,6	0,04	2,1		
HT	305	610	78	F7	750	80	2	0,023	2		
HT	610	610	78	F7	1500	80	4,3	0,04	4		
HT	915	610	78	F7	2250	80	5,9	0,059	6		
HF HT	287	592	292	F7	1500	155	5,7	0,063	4,4		
HT	305	610	292	F7	1700	120	7,7	0,063	5,6		
HT	610	610	292	F7	3400	110	15,9	0,128	9,5		
HF HT	592	592	292	F9	1800	80	12,6	0,128	8,3	76,3	73
HF HT	287	592	292	F9	950	80	5,7	0,063	4,4		
HT	305	610	292	F9	1050	85	7,8	0,063	4,4		
HT	610	610	292	F9	2000	85	15,6	0,128	9,5		

* ME%: Minimum efficiency ref. to EN779:2012

* Energy Consumption, kWh/year: Calculated according to Eurovent Guideline 4/11

* Energy class: Calculated according to Eurovent 4/11

As part of our program for continuous improvement, Camfil reserves the right to change specifications without notice.

Summary EPA/HEPA/ULPA Filters: E10 to U17



Filters for High Efficiency
Close Pleat H13
Page 57



Filters for High Efficiency
Opakfil Absolute
Page 58



Filters for High Efficiency
Sofilair E10-E12
Page 59



Filters for High Efficiency
Sofilair H13-H14
Page 60



Filters for High Efficiency
Sofilair Green 2
Page 61



Filters for High Efficiency
Mega-Flo H13-H14
Page 62



Filters for High Efficiency
Absolute 1D
Page 63



HEPA/ULPA Panels
Megalam MD, MX, MG
Page 64



HEPA/ULPA Panels
Megalam MD H13-H14
Page 65



HEPA/ULPA Panels
Megalam (Laminator) MDL & MXL U15
Page 66



HEPA/ULPA Panels
Silent Hood filter H14
Page 67



HEPA/ULPA Panels
Megalam Gel H14-U15
Page 68




HEPA/ULPA Panels
Megalam ME H14-U15
Page 69



HEPA/ULPA Panels
Megalam MX H14
Page 70

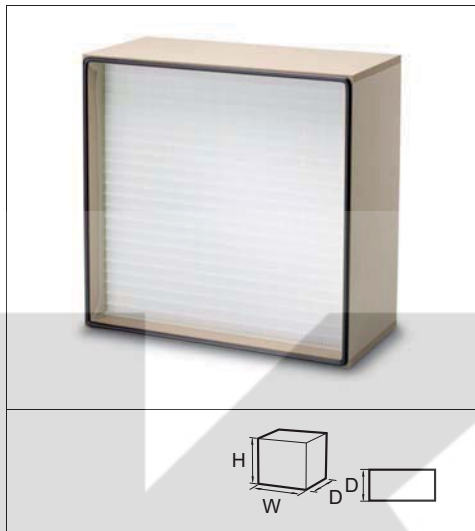


HEPA/ULPA Panels
Megalam MG14, MG15 H14-U15
Page 71



Filters for High Temperature
Termikfil 2000/
Absolute 1FRK
Page 72-73

Close Pleat H13



Advantages

- High quality glass fibre media
- Very high efficiency
- Compact design concept

Application: Very high efficiency final filtration in air conditioning systems, housings, ducts and diffusers.

Type: Close pleated HEPA filter

Frame: Galvanised steel (MXE, TRE) / MDF (MXS, TRS).

Gasket: Half round continuous expanded polyurethane.

Media: Glass fibre paper.

Separator: Hot melt beads.

Sealant: Polyurethane.

Filter class acc. EN 1822:2009: H13.

MPPS efficiency: ≥ 99.95%.

Recommended final pressure drop: 500 Pa.

Maximum flow rate: See table, use nominal values otherwise a reduction in efficiency may occur.

Temperature: 70°C maximum in continuous service.

Mounting systems: FCB Housings, Ducts, Diffusers.


Model	Width	Height	Depth	Filter class	Air flow m ³ /h	Pressure drop*	Area m ²	Volume m ³	Weight kg
TRE13-1000	610	610	292	H13	2700	250	23,5	0,13	13
TRE13-450	305	610	292	H13	1350	250	11,7	0,07	7
MXE13-600	610	610	150	H13	1625	250	13,4	0,07	12
MXE13-220	305	610	150	H13	820	250	6,7	0,04	6
TRS13-1000	610	610	292	H13	2450	250	21,4	0,13	13
TRS13-450	305	610	292	H13	1160	250	10,1	0,07	7
MXS13-600	610	610	150	H13	1500	250	12,1	0,07	12
MXS13-220	305	610	150	H13	660	250	5,7	0,04	6

Alternative models, sizes and constructions are available.
* pressure drop ± 10%

As part of our program for continuous improvement, Camfil reserves the right to change specifications without notice.

F I L T E R

Opakfil Absolute



Advantages

- Up to 4000 m³/h air flow
- Incinerable
- Compact filter with header frame

Application: Very high efficiency final filtration in air conditioning systems and industrial process

Type: HEPA-Filter

Frame: Polypropylene and ABS; header frame 25 mm

Gasket: 01 = gasket placed downstream (Polyurethane, endless foamed); 10 = gasket placed upstream (flat gasket)

Media: Glass fiber paper

Separators: Hot-melt beads

Faceguard: Synthetic protection grid on the exposed filter packs

Sealant: Polyurethane (2-K-sealant)

Filter class acc. EN 1822: E11, H13

MPPS efficiency acc. EN 1822:2009: ≥ 95%; ≥ 99,95% at MPPS

Recommended final pressure drop: 500 Pa


Temperature / Humidity: 70°C /100% RH



Model	Width	Height	Depth	Filter class	Air flow m ³ /h	Pressure drop	Area m ²	Volume m ³	Weight kg
7OPGHF-241212-01PU	592	287	290	E11	1350	165	13,0	0,06	3,0
7OPGHF-242012-01PU	592	490	290	E11	2450	165	23,0	0,10	5,0
7OPGHF-242412-01PU	592	592	290	E11	3000	165	28,0	0,11	6,0
1OPGHF-241212-01PU	592	287	290	H13	1350	250	13,0	0,06	3,0
1OPGHF-242012-01PU	592	490	290	H13	2450	250	23,0	0,10	5,0
1OPGHF-242412-01PU	592	592	290	H13	3000	250	28,0	0,11	6,0

F I L T E R

Sofilair E10-E12



Advantages

- CREO Approved*
- New ergonomic handle
- High air flow rates, up to 5000 m³/hr

Application: Very high efficiency final filtration in air conditioning systems, housings and diffusers.

Type: High air flow HEPA filter.

Frame: Galvanised steel.

Media: Glass fibre paper.

Separator: Hot-melt beads.

Sealant: Polyurethane.

Gasket: One piece half round continuous gasket.

Filter class acc. EN1822:2009: E10, E11, E12

MPPS efficiency: E10:>85%, E11:>95%, E12:>99.5%

Recommended final pressure drop: 500 Pa.

Maximum air flow rate: See table, use nominal values otherwise a reduction in efficiency may occur.

Temperature: 70°C maximum in continuous service.

Mounting systems: Front and side access filter frames, FC Housings, terminal housings and safe change systems.

*CREO: Clean Room Energy Optimization program

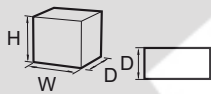


Model	Width	Height	Depth	Filter class	Air flow m ³ /h	Pressure drop	Area m ²	Volume m ³	Weight kg
SFR-E-1700-E10-289x595x292	289	595	292	E10	1700	250	16,0	0,06	13,0
SFR-E-4000-E10-610x610x292	610	610	292	E10	4000	250	21,0	0,11	20,0
SFR-E-4200-E10-595x595x292	595	595	292	E10	4200	250	35,0	0,11	22,0
SFR-E-2000-E11-305x610x292	305	610	292	E11	2000	250	14,0	0,06	14,0
SFR-E-5000-E11-610x610x292	610	610	292	E11	5000	250	38,0	0,11	23,0
SFR-E-1300-E12-289x595x292	289	595	292	E12	1300	250	16,0	0,06	12,0
SFR-E-1500-E12-305x610x292	305	610	292	E12	1500	250	16,0	0,06	13,0
SFR-E-3200-E12-595x595x292	595	595	292	E12	3200	250	38,0	0,11	22,0
SFR-E-4000-E12-610x610x292	610	610	292	E12	4000	250	40,0	0,11	23,0

As part of our program for continuous improvement, Camfil reserves the right to change specifications without notice.

FILTER

Sofilair H13-H14



Advantages

- High air flow rates, up to 4,000 m³/h
- Optimum filtration sequence in cleanrooms
- New ergonomic handle
- Individual test certificate according to EN 1822
- CREO Approved*

Application: Very high efficiency final filtration in air conditioning systems, housings and diffusers.

Type: High air flow HEPA filter.

Frame: Galvanised steel.

Media: Glass fibre paper.

Separator: Hot-melt beads.

Sealant: Polyurethane.

Gasket: One piece half round continuous gasket.

Filter class acc. EN1822:2009: H13, and H14.

MPPS efficiency: H13:>99.95%, H14:> 99.995%.

Recommended final pressure drop: 600 Pa.

Maximum air flow rate: See table, use nominal values otherwise a reduction in efficiency may occur.

Temperature: 70°C maximum in continuous service.

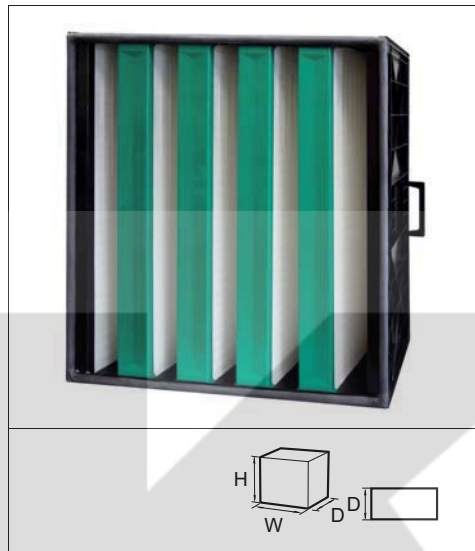
Mounting systems: Front and side access filter frames, FC Housings, terminal housings and safe change systems.

*CREO: Clean Room Energy Optimization program

Model	Width	Height	Depth	Filter class	Air flow m ³ /h	Pressure drop	Area m ²	Volume m ³	Weight kg
SFR-E-1300-H13-289x595x292	289	595	292	H13	1300	250	16	0,06	8,5
SFR-E-1500-H13-305x610x292	305	610	292	H13	1500	250	16	0,06	8,5
SFR-E-2500-H13-610x610x292	610	610	292	H13	2500	250	24	0,11	16,5
SFR-E-3200-H13-595x595x292	595	595	292	H13	3200	250	38	0,11	15,5
SFR-E-3400-H13-610x610x292	610	610	292	H13	3400	250	33	0,11	16,5
SFR-E-4000-H13-610x610x292	610	610	292	H13	4000	250	40	0,11	16,5
SFR-E-5000-H13-610x610x292	610	610	292	H13	5000	400	40	0,11	16,5
SFR-E-1400-H14-305x610x292	305	610	292	H14	1400	280	16	0,06	8,5
SFR-E-3500-H14-610x610x292	610	610	292	H14	3500	270	40	0,11	16,5

F I L T E R

Sofilair Green 2



Advantages

- High airflow and low pressure drop
- Optimized construction
- Compact
- Fully incinerable
- Low weight
- Recommended Solution for CREO*
- Halogen free
- Low outgassing
- Based on VDI 6022

Application: Very high efficiency final filtration in air conditioning systems, housings and diffusers with high airflows

Type: EPA/HEPA filter

Frame: ABS Frame with ergonomic handle

Gasket: One piece half round continuous gasket Ø15mm

Media: Glass fibre

Separators: Hot-melt beads

Sealant: Polyurethane (2-K-sealant)

Filter class acc. EN 1822:2009: E10, E11, E12, H13, H14

MPPS efficiency acc. EN 1822:2009: E10 > 85%; E11 > 95%; E12 > 99,5%; H13 > 99,95%; H14 > 99,995%

Recommended final pressure drop: 500 Pa

Temperature / Humidity: 70°C / 100% RH

Mounting systems: Housings FKB, FKB/D

Remarks:


- Other editions on request

*CREO: Clean Room Energy Optimization program

Model	Width	Height	Depth	Filter class	Air flow m3/h	Pressure drop	Area m ²	Volume m ³	Weight kg
SFRG-P-2000-E10	305	610	292	E10	2000	230	13,0	0,12	5,0
SFRG-P-5000-E10	610	610	292	E10	5000	230	33,0	0,22	11,0
SFRG-P-2000-E11	305	610	292	E11	2000	250	13,0	0,12	5,0
SFRG-P-5000-E11	610	610	292	E11	5000	250	33,0	0,22	11,0
SFRG-P-1500-E12	305	610	292	E12	1500	245	15,0	0,12	5,0
SFRG-P-3400-E12	610	610	292	E12	3400	250	32,0	0,22	11,0
SFRG-P-4000-E12	610	610	292	E12	4000	250	38,0	0,22	11,0
SFRG-P-1500-H13	305	610	292	H13	1500	250	15,0	0,12	5,0
SFRG-P-3200-H13	610	610	292	H13	3200	220	32,0	0,22	11,0
SFRG-P-4000-H13	610	610	292	H13	4000	240	38,0	0,22	11,0
SFRG-P-5000-H13	610	610	292	H13	5000	380	38,0	0,22	11,0
SFRG-P-1400-H14	305	610	292	H14	1400	280	15,0	0,12	5,0
SFRG-P-3500-H14	610	610	292	H14	3500	270	38,0	0,22	11,0

As part of our program for continuous improvement, Camfil reserves the right to change specifications without notice.

Mega-Flo H13-H14



Advantages

- High air flow applications
- High efficiency
- High quality glass fibre media

Application: HEPA-filter for high air flows

Type: HEPA-Filter

Frame: MDF: Middle density fibreboard; MFE: galvanised sheet metal

Gasket: Polyurethane, endless foamed, placed upstream

Media: Glass fiber paper

Separators: Hot-melt beads

Sealant: Polyurethane (2-K-sealant)

Filter class acc. EN 1822: H13, H14

MPPS Efficiency: ≥99,995% at MPPS

Temperature / Humidity: 70°C / 100% RH

Remarks: All filters scantested acc. EN 1822




Model	Width	Height	Depth	Filter class	Air flow m ³ /h	Pressure drop*	Area m ²	Volume m ³	Weight kg
MFS13-305x610x292-1PU	305	610	292	H13	1350	250	17,2	0,063	9
MFS13-610x610x292-1PU	610	610	292	H13	3200	250	36,5	0,124	12,9
MFS13-762x610x292-1PU	762	610	292	H13	4100	250	45,9	0,135	16,2
MFE13-305x610x292-1PU	305	610	292	H13	1500	250	19	0,063	10,5
MFE13-610x610x292-1PU	610	610	292	H13	3400	250	39,9	0,124	16
MFE13-762x610x292-1PU	762	610	292	H13	4250	250	50,1	0,135	20
MFS14-305x610x292-1PU	305	610	292	H14	1350	290	17,2	0,063	9
MFS14-610x610x292-1PU	610	610	292	H14	3200	290	36,5	0,124	12,9
MFS14-762x610x292-1PU	762	610	292	H14	4100	290	45,9	0,135	16,2
MFE14-305x610x292-1PU	305	610	292	H14	1500	290	19	0,063	10,5
MFE14-610x610x292-1PU	610	610	292	H14	3400	290	39,9	0,124	16
MFE14-762x610x292-1PU	762	610	292	H14	4250	290	50,1	0,135	20

* Pressure drop: ±15%
Other dimensions available

F I L T E R

Absolute 1D



Advantages

- High quality glass fibre media
- High mechanical strength
- Rigid design
- High efficiency

Application: HEPA Filter for standard applications

Type: HEPA-Filter

Frame: Plywood (twelfold glued)

Gasket: Polyurethane, endless foamed

Media: Glass fibre

Separators: Aluminium

Sealant: Polyurethane (2-K-sealant)

Efficiency acc. EN 1822: H13

MPPS efficiency: ≥99,95% at MPPS

Recommended final pressure drop: 500 Pa

Temperature / Humidity: 110°C / 100% RH

Mounting: Housings FKB, FKB/D, CamBox or CamSafe

Remarks: Other editions on request



Model	Width	Height	Depth	Filter class	Air flow m ³ /h	Pressure drop*	area m ²	Volume m ³	Weight kg
1D - 110-1PU	305	305	150	H13	340	250	2,40	0,018	3,50
1D - 200-1PU	305	305	292	H13	530	250	5,10	0,034	5,90
1D - 220-1PU	305	610	150	H13	715	250	5,10	0,036	6,60
1D - 250-1PU	610	610	78	H13	940	250	5,70	0,036	5,10
1D - 300-1PU	457	457	150	H13	760	250	5,90	0,048	6,80
1D - 450-1PU	305	610	292	H13	1125	250	10,40	0,062	9,50
1D - 500-1PU	575	575	150	H13	1270	250	9,30	0,058	8,70
1D - 600-1PU	610	610	150	H13	1545	250	11,00	0,072	9,60
1D - 725-1PU	457	610	292	H13	1765	250	16,30	0,124	13,50
1D - 830-1PU	762	610	150	H13	1955	250	13,90	0,090	11,90
1D - 970-1PU	610	915	150	H13	2370	250	16,80	0,106	14,20
1D - 980-1PU	915	610	150	H13	2360	250	16,80	0,106	14,20
1D -1000-1PU	610	610	292	H13	2435	250	22,50	0,124	15,70
1D -1200-1PU	1220	610	150	H13	3190	250	22,70	0,145	17,40
1D -1250-1PU	762	610	292	H13	3070	250	28,40	0,167	19,30
1D -1520-1PU	1220	792	150	H13	4045	250	28,80	0,183	22,90
1D -1670-1PU	1525	610	150	H13	3960	250	28,20	0,190	23,80
1D -2200-1PU	1830	762	150	H13	6070	250	43,20	0,267	32,20
1D -2800-1PU	1830	915	150	H13	7335	250	52,20	0,320	37,10

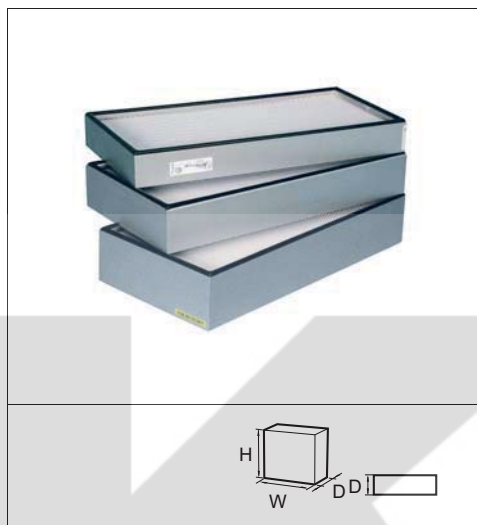
* Pressure drop ±10 %

As part of our program for continuous improvement, Camfil reserves the right to change specifications without notice.

Megalam MD, MX, MG

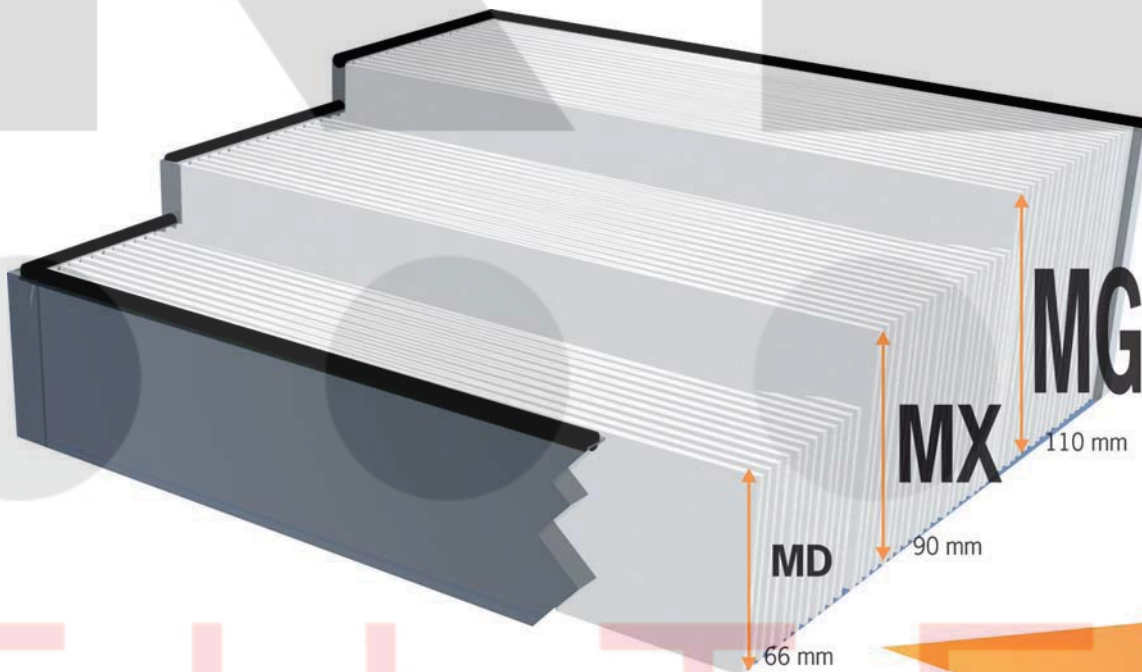
Advantages

- Less pressure drop
- Quieter
- Higher flow rate
- Longer operating life



Example: Megalam H14 / 6P6


	MD	MX	MG
Filter area	10m ²	12.5m ²	18m ²
Pressure drop 0.45 m/s (600m ³ /h)	120 Pa	90 Pa (-25%)	70 Pa (-40%)
Maximum pressure drop	900 m ³ /h (190 Pa)	600 m ³ /h (90 Pa)	2000 m ³ /h (250 Pa)
Energy		-25%	-42%
Lifespan		x 1.5	x 2.5
		Less pressure loss	More Flow



**Lower pressure drop
Higher airflow rate
More energy savings
Longer operating life**

As part of our program for continuous improvement, Camfil reserves the right to change specifications without notice.

Megalam MD H13-H14



Advantages

- Low pressure drop
- Double faceguard
- Individually tested according to EN 1822:2009
- Guaranteed performance

Application: Final or return filtration for clean rooms with turbulent flow.

Type: High efficiency filter panel with seal for mechanical clamping mounting systems.

Frame: Extruded and anodized aluminium.

Gasket: Endless polyurethane at inlet.

Media: Glass fibre paper.

Separator: Hot-melt beads.

Sealant: Polyurethane.

Faceguard: Expanded metal on both sides, powder coated with RAL 9010.

Filter class acc. EN1822:2009: H13, H14.

MPPS efficiency: H13: ≥ 99.95%, H14: ≥99.995%.

Recommended final pressure drop: 500 Pa.

Maximum flow rate: See table, use nominal values otherwise a reduction in efficiency may occur.

Temperature: 70°C maximum in continuous service.

Test: 100% individually tested according to EN 1822.


Mounting system: Mechanical clamping structure, Terminal housings.

Model	Width	Height	Depth	Filter class	Air flow m ³ /h	Pressure drop*	Area m ²	Volume m ³	Weight kg
MD13	305	305	66	H13	150	120	2,4	0,01	1
MD13	305	610	66	H13	300	115	4,8	0,02	2
MD13	610	610	66	H13	605	115	9,7	0,03	4
MD13	762	610	66	H13	755	115	12,2	0,04	5
MD13	915	610	66	H13	905	115	14,6	0,05	6
MD13	1220	610	66	H13	1205	115	19,5	0,07	8
MD13	1525	610	66	H13	1505	115	24,5	0,09	10
MD13	915	762	66	H13	1130	115	18,4	0,07	7,5
MD13	1220	762	66	H13	1505	115	24,5	0,09	10
MD13	1525	762	66	H13	1880	115	30,7	0,11	12,5
MD13	915	915	66	H13	1355	110	22,1	0,08	9
MD14	305	305	66	H14	150	145	2,4	0,01	1
MD14	305	610	66	H14	300	145	4,8	0,02	2
MD14	610	610	66	H14	605	140	9,7	0,03	4
MD14	762	610	66	H14	755	140	12,2	0,04	5
MD14	915	610	66	H14	905	140	14,6	0,05	6
MD14	1220	610	66	H14	1205	140	19,5	0,07	8
MD14	1525	610	66	H14	1505	140	24,5	0,09	10
MD14	915	762	66	H14	1130	140	18,4	0,07	7,5
MD14	1220	762	66	H14	1505	140	24,5	0,09	10
MD14	1525	762	66	H14	1880	140	30,7	0,17	12,5
MD14	915	915	66	H14	1355	140	22,1	0,08	9

Other sizes are available on request.
*pressure drop +/- 10%

As part of our program for continuous improvement, Camfil reserves the right to change specifications without notice.

Megalam (Laminator) MDL & MXL U15



Advantages

- ULPA U15 and U16
- 100% individual scanning test according to standard EN 1822
- Integrated laminator screen
- Laminarity better than +/- 20%

Application: Final filtration for clean rooms, clean devices and units with laminar flow.

Type: ULPA filtering panel with laminator and gasket for mechanical clamping systems.

Frame: Extruded and anodised aluminium.

Gasket: Half round continuous expanded polyurethane.

Media: Glass fibre paper.

Separator: Hot-melt beads.

Sealant: Polyurethane.

Laminator: Screen bonded downstream for laminar diffusion.

Grid: Expanded metal on upstream side, powder coated with RAL 9010.

Filter class acc. EN1822:2009: U15

MPPS efficiency: U15: ≥99.9995%

Recommended final pressure drop: 500 Pa.

Maximum flow rate: See table, use nominal values otherwise a reduction in efficiency may occur.

Temperature: 70°C maximum in continuous service.

Test: 100% individually scanned to EN 1822.


Mounting system: Mechanical clamping structure, Terminal housings.

Model	Width	Height	Depth	Filter class	Air flow m ³ /h	Pressure drop*	Area m ²	Volume m ³	Weight kg
MDL15	305	305	66	U15	150	170	2,8	0,01	1
MDL15	305	610	66	U15	300	165	5,6	0,02	2
MDL15	610	610	66	U15	605	160	11,4	0,03	4
MDL15	762	610	66	U15	755	160	14,1	0,04	5
MDL15	915	762	66	U15	1130	160	21,4	0,06	7,5
MDL15	915	915	66	U15	1360	160	25,8	0,06	9
MDL15	1220	610	66	U15	1205	160	22,7	0,07	8
MDL15	1220	762	66	U15	1505	160	28,5	0,07	10
MDL15	1220	915	66	U15	1810	160	34,3	0,08	12
MXL15	610	610	90	U15	605	130	15,20	0,05	5,60
MXL15	762	610	90	U15	755	130	19,10	0,06	7,00
MXL15	915	610	90	U15	905	130	22,80	0,07	8,40
MXL15	915	915	90	U15	1360	130	34,40	0,08	12,60
MXL15	1220	610	90	U15	1205	130	30,50	0,09	11,20
MXL15	1525	610	90	U15	1510	130	38,10	0,09	14,00

Other dimensions available on request
* pressure drop +/- 10%

As part of our program for continuous improvement, Camfil reserves the right to change specifications without notice.

Silent Hood filter H14



Advantages

- H14 compact filter-diffuser for clean room
- Ready to install
- Quiet: LW = 35 dB
- Laminarity +/- 20%

Application: Final filtration for clean rooms.

Type: Ready to install HEPA/ULPA filter diffuser.

Frame: Extruded and anodised aluminium, galvanised steel cover.

Gasket: Half round continuous expanded polyurethane.

Media: Glass fiber paper.

Separator: Hot melt beads.

Sealant: Polyurethane.

Connection: Spigot with outer dia. 315mm or 250mm depending on the model.

Grid: Expanded metal on downstream side, powder coated with RAL 9010.

Filter class acc. EN1822:2009: H14.

MPPS efficiency: ≥99.995%.

Recommended final pressure drop: 500 Pa.

Maximum flow rate: See table, use nominal values otherwise a reduction in efficiency may occur.

Temperature: 70°C maximum in continuous service.

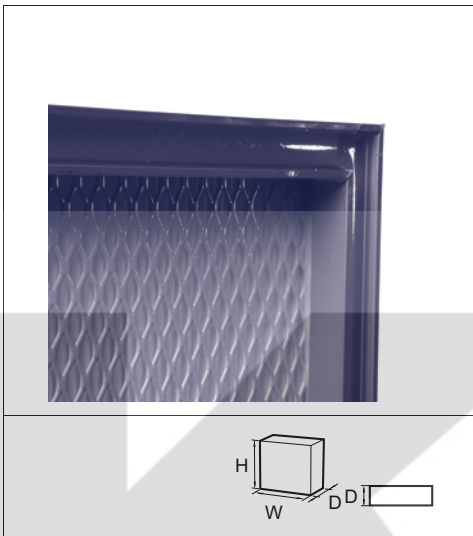
Test: 100% individually scanned in accordance with EN 1822.

Mounting system: Mechanical clamping structures.

Model	Width	Height	Diameter	Filter class	Air flow m ³ /h	Pressure drop*	Area m ²	Volume m ³	Weight kg
MD14-HL	300	600	250	H14	300	150	4.2	0.03	10,0
MD14-HL	600	600	315	H14	600	150	9.2	0.06	13,0
MD14-HL	905	600	335	H14	900	150	14,0	0.09	16,0
MD14-HL	1210	600	315	H14	1200	150	19,0	0.13	19,0
MD14-HL	305	610	250	H14	300	150	4.3	0.03	10,0
MD14-HL	610	610	315	H14	600	150	9.4	0.06	13,0
MD14-HL	915	610	315	H14	900	150	14.6	0.09	16,0
MD14-HL	1220	610	315	H14	1200	150	19,5	0,13	19,0

Other dimensions available on request. Available in other grades and with a laminator
*pressure drop +/- 10%

Megalam Gel H14-U15



Advantages

- 100% individual control
- Can be assembled without clamping
- Leaktightness by means of gel

Application: Final filtration for clean rooms and housings.

Type: HEPA/ULPA filter with gel seal.

Frame: Anodized aluminium.

Gasket: Sil-gel.

Media: Glass fibre paper.

Separator: Hot melt beads.

Sealant: Polyurethane.

Grid: Expanded metal on both sides, powder coated with RAL 9010.

Filter class acc. EN1822:2009: H14 and U15.

MPPS efficiency: H14 ≥ 99.995%, U15 ≥ 99.9995%.

Temperature: 70°C maximum in continuous service.


Test: 100% individually scanned in accordance with EN 1822.

Model	Width	Height	Depth	Filter class	Air flow m ³ /h	Pressure drop*	Area m ²	Volume m ³	Weight kg
MD14 Gel	305	305	71	H14	150	145	2,4	0,01	2,0
MD14 Gel	305	610	71	H14	300	145	4,8	0,02	4,0
MD14 Gel	610	610	71	H14	600	140	10,0	0,03	6,0
MD14 Gel	762	305	71	H14	375	140	6,1	0,02	4,5
MD14 Gel	915	610	71	H14	900	140	14,8	0,05	8,0
MD14 Gel	915	762	71	H14	1125	140	18,6	0,05	9,0
MD14 Gel	915	915	71	H14	1350	140	22,3	0,06	12,0
MD14 Gel	1220	610	71	H14	1200	140	19,8	0,06	11,0
MD14 Gel	1220	762	71	H14	1500	140	24,9	0,07	13,0
MD14 Gel	1220	915	71	H14	1800	140	29,0	0,08	15,0
MD15 Gel	762	610	71	U15	750	145	14,0	0,04	6,5
MD15 Gel	915	610	71	U15	900	145	16,9	0,05	8,0
MD15 Gel	915	762	71	U15	1125	145	21,1	0,05	9,0
MD15 Gel	915	915	71	U15	1350	145	25,3	0,06	12,0
MD15 Gel	1220	762	71	U15	1500	145	28,3	0,07	13,0

Other dimensions available on request.
*pressure drop +/- 10%

As part of our program for continuous improvement, Camfil reserves the right to change specifications without notice.

Megalam ME H14-U15



Advantages

- Very high efficiency
- High mechanical strength
- Chemical resistance
- No outgassing

Application: Very high efficiency final filter for clean environments and LAF benches.

Type: HEPA/ULPA filter.

Frame: Extruded anodised aluminium.

Media: Membrane.

Separator: Hot-melt beads.

Sealant: Polyurethane.

Gasket: Half round continuous expanded polyurethane.

Filter class acc. 1822:2009: U15

MPPS efficiency: ≥ 99.9995%

Maximum air flow rate: See table, use nominal values otherwise a reduction in efficiency may occur.

Temperature: 70°C maximum in continuous service.

Test: 100% individually scanned in accordance with EN 1822.

Mounting system: Ceiling mounted grid systems, terminal housings and clean devices.

Model	Width	Height	Depth	Filter class	Air flow m ³ /h	Pressure drop*	Area m ²	Volume m ³	Weight kg
MD14/ME	305	610	66	H14	300	50	5,3	0,017	2,00
MD14/ME	610	610	66	H14	605	50	10,6	0,034	4,00
MD14/ME	1220	610	66	H14	1205	50	21,5	0,068	8,00
MD14/ME	1220	915	66	H14	1810	50	32,2	0,068	8,00
MD15/ME	305	610	66	U15	300	105	4,8	0,017	2,0
MD15/ME	610	610	66	U15	605	100	9,7	0,034	4,0
MD15/ME	1220	610	66	U15	1205	100	19,5	0,068	8,0
MD15/ME	1220	915	66	U15	1810	100	29,2	0,083	12,0
MX15/ME	305	610	90	U15	300	85	6,6	0,023	2,8
MX15/ME	610	610	90	U15	605	80	13,2	0,046	5,6
MX15/ME	1220	610	90	U15	1205	80	26,6	0,092	11,2
MX15/ME	1220	915	90	U15	1810	80	40,1	0,112	16,8

Other dimensions are available on request
* pressure drop +/- 15%

As part of our program for continuous improvement, Camfil reserves the right to change specifications without notice.

F I L T E R

Megalam MX H14



Advantages

- Low pressure drop
- Higher flow rate
- Longer operating life
- Individually tested according to EN 1822
- CREO Approved*

Application: Final or return filtration for clean rooms with turbulent flow.

Type: High efficiency filter panel with seal for mechanical clamping systems.

Frame: Extruded and anodised aluminium.

Gasket: Polyurethane endless at inlet.

Media: Glass fibre paper.

Separator: Hot-melt beads.

Sealant: Polyurethane.

Faceguard: Expanded metal on both side, powder coated RAL 9010.

Filter class acc. EN1822:2009: H14.

MPPS efficiency: H14: ≥ 99.995%

Recommended final pressure drop: 500 Pa.

Maximum flow rate: see table, use nominal values otherwise a reduction in efficiency may occur.

Temperature: 70°C maximum in continuous service.

Test: 100% individually tested according to EN 1822.

Mounting system: Mechanical clamping structure, Terminal housing.

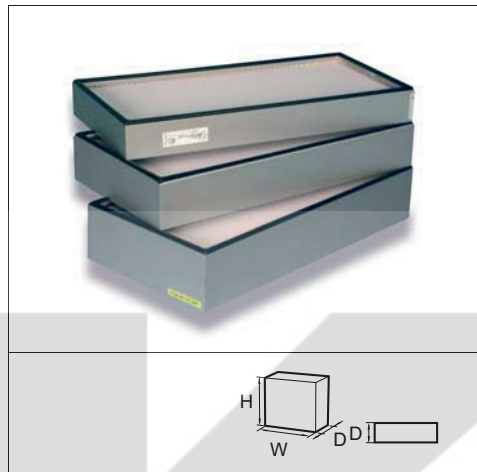
*CREO: Clean Room Energy Optimization program

Model	Width	Height	Depth	Filter class	Air flow m ³ /h	Pressure drop*	Area m ²	Volume m ³	Weight kg
MX14	305	305	90	H14	150	105	3,30	0,012	1,40
MX14	305	610	90	H14	300	100	6,60	0,023	2,80
MX14	457	457	90	H14	340	105	7,40	0,026	3,20
MX14	610	610	90	H14	605	95	13,20	0,046	5,60
MX14	762	610	90	H14	755	90	16,50	0,057	7,00
MX14	762	762	90	H14	940	90	20,60	0,062	8,70
MX14	915	610	90	H14	905	90	19,90	0,069	8,40
MX14	915	762	90	H14	1130	90	24,90	0,089	10,50
MX14	915	915	90	H14	1355	90	29,80	0,089	12,60
MX14	1220	610	90	H14	1205	90	26,60	0,092	11,20
MX14	1220	762	90	H14	1505	90	33,30	0,093	14,00

Other dimensions available on request. Available in other grades and with a laminator
 *pressure drop +/- 10%

F I L T E R

Megalam MG14, MG15 H14-U15



Advantages

- Low pressure drop
- Higher flow rate
- Longer operating life
- Individually tested according to EN 1822
- CREO Approved


Application: Final or return filtration for clean rooms with turbulent flow.
Type: High efficiency filter panel with seal for mechanical clamping systems.
Frame: Extruded and anodised aluminium.
Gasket: Polyurethane endless at inlet.
Media: Glass fibre paper.
Separator: Hot-melt beads.
Sealant: Polyurethane.
Faceguard: Expanded metal on both side, powder coated RAL 9010.
Filter class acc. to En 1822:2009: H14, U15.
MPPS efficiency: H14: $\geq 99.995\%$, U15: $\geq 99.9995\%$.
Recommended final pressure drop: 500 Pa.
Maximum flow rate: see table, use nominal values otherwise a reduction in efficiency may occur.
Temperature: 70°C maximum in continuous service.
Test: 100% individually tested according to EN 1822.
Mounting system: Mechanical clamping structure, Terminal housing.
***CREO:** Clean Room Energy Optimization program

Model	Width	Height	Depth	Filter class	Air flow m ³ /h	Pressure drop*	Area m ²	Volume m ³	Weight kg
MG14	305	305	110	H14	150	70	4.2	0.02	1.7
MG14	305	610	110	H14	300	65	8.7	0.03	2.9
MG14	610	610	110	H14	605	65	17.5	0.06	5.3
MG14	762	610	110	H14	735	65	21,9	0.07	6.5
MG14	915	610	110	H14	905	65	26,4	0.09	7.7
MG14	1220	610	110	H14	1205	65	35.3	0.14	10
MG14	1525	610	110	H14	1505	65	44,1	0.14	12.4
MG14	915	762	110	H14	1130	65	33.4	0.11	9.4
MG14	1220	762	110	H14	1505	65	44.2	0.14	12.4
MG14	1525	762	110	H14	1880	65	55.2	0.14	15.4
MG14	915	915	110	H14	1355	65	40.1	0.13	11.2
MG15	305	305	110	U15	150	90	4.6	0.02	1.7
MG15	305	610	110	U15	300	85	9.3	0.03	2.9
MG15	610	610	110	U15	605	80	19	0.06	5.3
MG15	762	610	110	U15	755	80	23.5	0.07	6.5
MG15	915	610	110	U15	905	80	28.2	0.09	7.7
MG15	1220	610	110	U15	1205	80	38.4	0.11	10
MG15	1525	610	110	U15	1505	80	48	0.14	12.4
MG15	915	762	110	U15	1130	80	35.4	0.11	9.4
MG15	1220	762	110	U15	1505	80	48	0.14	12.4
MG15	1525	762	110	U15	1880	80	60	0.14	15.4
MG15	915	915	110	U15	1355	80	43	0.13	11.2

Other dimensions available on request. Available in other grades and with a laminator
 *pressure drop +/- 10%

As part of our program for continuous improvement, Camfil reserves the right to change specifications without notice.

Termikfil 2000



Advantages

- Meets FDA requirements
- Maximum continuous operating temperature 350°C, efficiency 99,99% at 0,3 µm
- Ceramic frame
- Exclusive precuring process at 300°C carried out in the plant
- Efficiency tested after precuring

Application: Protection of ultra-clean processes at high temperature, sterilization tunnels in the pharmaceutical industry.

Type: Very high efficiency panel resistant up to 350°C in continuous service.

Frame: Composite ceramic.

Gasket: Rolled glass fibre paper + 6mm dia glass braid.

Media: Glass fibre.

Separator: Glass sthreads.

Sealant: Ceramic.

Faceguard: Stainless steel for both upstream and down stream.

DOP efficiency: ≥ 99.99%.

Maximum local penetration: 0.01% compliant with FDA requirements.

Recommended final pressure drop: 350 Pa.

Temperature: Up to 350°C in continous service.

Test: 100% after thermal treatment at 300°C.

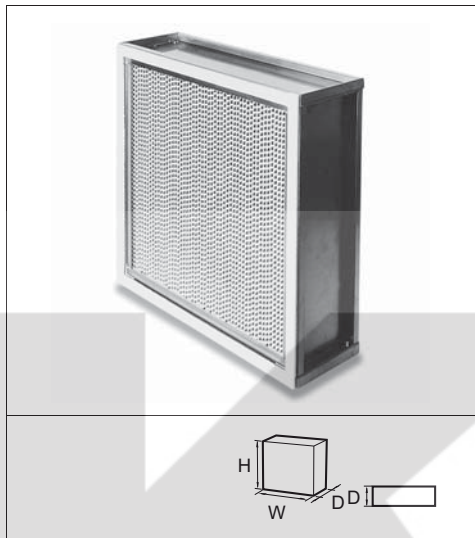
Mounting: A stainless steel adaptor frame can be supplied to match the thickness of 150mm or 292mm.

NB: To reduce fume emission when starting up, Termikfil undergoes a specific precuring cycle in the factory at 300°C using an exclusive Camfil process.

Model	Dimensions (WxHxD) mm	Filter classification at 0,3 micron	Media area m ²	Air flow/pressure drop m ³ /h/Pa	Unit weight kg	Unit volume m ³
4P4	457x457x84	99.99	5.0	675/250	3	0.04
3P3	305x305x84	99.99	2.9	300/250	2	0.01
3P6	305x610x84	99.99	5.9	600/250	4	0.02
6P6	610x610x84	99.99	12.1	1200/250	5	0.04
4P6	457x610x84	99.99	8.9	900/250	4	0.03
7P6	762x610x84	99.99	15.3	1500/250	6	0.05
9P6	915x610x84	99.99	18.5	1800/250	8	0.06

F I L T E R

Absolute 1FRK



Advantages

- **≥99,95% at MPPS with DEHS**
- **High air flow**
- **High temperature resistant (up to 350°C)**

Application: Protection for clean processes at high temperature.

Type: HEPA-Filter

Frame: Stainless steel.

Gasket: Glass fiber, cord seal.

Media: Glass fiber.

Separator: Aluminium.

Sealant: Ceramic.

Efficiency acc. EN 1822:2009: H13

MPPS efficiency acc. EN 1822:2009: ≥99,97% at 0,3fÊm, .99,95% at MPPS, measured at 20°C with DEHS

Recommended final pressure drop: 500 Pa

Temperature / Humidity: 350°C / 100% RH

Remarks: Please note installation and assembly instructions!

Filter packed in plastic film. Due to the different thermal expansion coefficients of the individual filter components the ceramic potting may form cracks during the tempering process. At operating temperature (350°C) these filters have an overall efficiency of 99,97% at 0,3fÊm, leakages are possible.

Type	Efficiency	Dimensions WxHxD (mm)	Media surface (m²)	Air flow / pressure drop m³/h/Pa	Freight volume(m³)	Freight weight(kg)
1FRK- 220-1W	H13	305x610x150	5,40	580/250	0,040	6,00
1FRK- 300-1W	H13	457x457x150	5,90	660/250	0,050	8,00
1FRK- 350-1W	H13	457x610x150	8,50	920/250	0,070	10,00
1FRK- 600-1W	H13	610x610x150	11,40	1245/250	0,070	12,00
1FRK- 980-1W	H13	914x610x150	17,10	1925/250	0,110	16,00
1FRK- 450-1W	H13	305x610x292	10,40	980/250	0,060	9,00
1FRK- 725-1W	H13	610x457x292	16,40	1500/250	0,080	13,00
1FRK-830-0	H13	762x610x292	13,50	1500/250	0,120	14,50
1FRK-1000-1W	H13	610x610x292	22,50	2050/250	0,120	17,00
1FRK-1250-1W	H13	762x610x292	28,40	2650/250	0,170	21,00

Modell -1W = Gasket upstream (standard)
 Modell -01W = Gasket downstream
 Modell -2W = Gasket both sides
 Modell -0 = no gasket

As part of our program for continuous improvement, Camfil reserves the right to change specifications without notice.

FILTER

Summary Molecular filtration



Pleated Panels
CityPleat
Page 78




Pleated Panels
CityPleat Green
Page 79



2 in 1 solutions
City-Flo
Page 80



2 in 1 solutions
CityCarb
Page 81



Compact Carbon Filters
CitySorb
Page 82



Cylindrical Carbon Filters
CamCarb Green
Page 83



Cylindrical Carbon Filters
CamCarb metal
Page 84



Cylindrical Carbon Filters
CamCarb Mounting Frames
(Baseplates)
Page 85



Loose-Filled Carbon Panels
CamSure
Page 86




Vee Cell Modules
Campure GDM 300
Page 87




Vee Cell Modules
Campure GDM 440
Page 88



AMC control
Gigapleat XPC/XPH
Page 89



AMC control
Gigapleat NXPP
Page 90



AMC control
Gigapleat NXPH
Page 91




AMC control
Gigapleat NXPC
Page 92

As part of our program for continuous improvement, Camfil reserves the right to change specifications without notice.

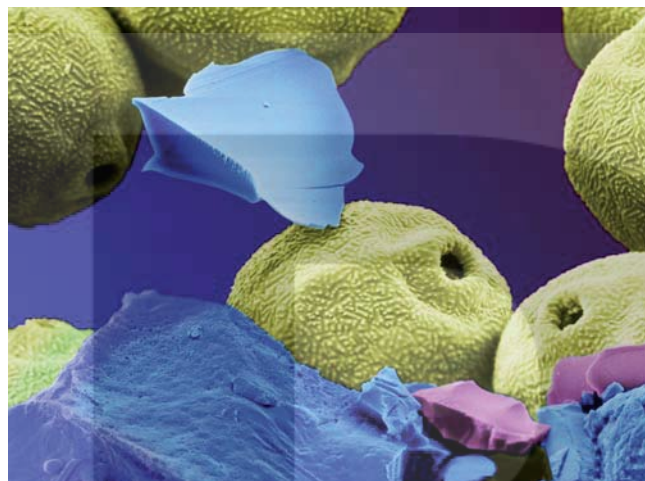
Indoor Air Quality, EN 13779

The industrialised world

The world has changed immeasurably over the last 100 years. Industry, vehicle emissions and power generation mean that the air we breathe can be very heavily polluted. Although there are natural sources of pollution, the greater concern is pollution generated by human activity. Man has created approximately one hundred thousand chemicals that never pre-existed in nature and these are produced at the rate of more than a billion tonnes per year. All chemicals have a potential to vaporise and most of these synthetic chemicals are present in our air to some degree. Humans are spending an increasing amount of time inside buildings for both work and leisure purposes. Buildings have to be ventilated to replace oxygen and remove carbon dioxide. As a consequence, humans are increasingly exposed to the chemical pollutants in the external air, and that represents a threat to human health.



particles are trapped in the lung tissue, however the much smaller molecules quickly pass through the lungs into the bloodstream and are distributed around the entire body. The effects of molecular pollutants are typically experienced much more easily and quickly than those due to particles. Typical symptoms include headaches, eye irritation and irritation of the respiratory system. Collectively these symptoms are commonly called "Sick Building Syndrome" or similar terms.



The new European Standard for Ventilation

European Standard EN 13779 is aimed at achieving a comfortable, healthy indoor environment in all seasons with acceptable installation and running costs. EN 13779 has now been adopted as a national standard in all countries. It specifies the required filter performance in a system to achieve good IAQ taking into consideration contamination in the outdoor air. Outdoor air is split into three categories, from ODA 1, in which the air is pure apart from temporary pollution such as pollen, up to ODA 3 with high concentrations of gas and particles. This elevated pollution level ODA 3 is now typical of the contamination in urban areas.

The impact of pollution on our health

Pollutants in the air may be categorised as particulate (dust) or molecular (gas and vapours). Particulate and molecular pollutants are drawn into the human respiratory system during breathing. Most

Recommendations in EN 13779 for air filters

Outdoor air quality	IAQ Indoor Air Quality			
	IDA 1 (High)	IDA 2 (Medium)	IDA 3 (Moderate)	IDA 4 (Low)
ODA 1	F9	F8	F7	M5
ODA 2	F7 + F9	M5 + F8	M5 + F7	M5 + M6
ODA 3	F7 + GF* + F9	F7 + GF* + F9	M5 + F7	M5 + M6

Table referring to appendix "A3. Use of Air Filters" in The European Standard EN 13779.

As part of our program for continuous improvement, Camfil reserves the right to change specifications without notice.

Table with columns: Target Molecule, No. of carbon atoms & performance indicator (C1-C9, non C), Camfil molecular media, Formula, Mol.Wt., Bp (°C). Rows include Alkanes (Methane to Dodecane), Alkenes (Ethylene to 1,3-Butadiene), Arenes (Aromatics) (Benzene to Triethylbenzene), Alcohols (Methanol to Phenol).

Table with columns: Chemical, No. of carbon atoms & performance indicator (C1-C9, non C), Camfil molecular media, Formula, Mol.Wt., Bp (°C). Rows include Organic acids (Formic to Benzoic), Acid gases (Hydrogen fluoride to Nitrogen dioxide), Ammonia and Amines (Ammonia to Triethylamine), Miscellaneous compounds (Carbon monoxide to Ozone).

Table with columns: Chemical, No. of carbon atoms & performance indicator (C1-C9, non C), Camfil molecular media, Formula, Mol.Wt., Bp (°C). Rows include Esters (Methyl acetate to Ethylene acrylate), Ethers (Ethylene oxide to Diethyl ether), Aldehydes (Formaldehyde to Nonanal), Ketones (Acetone to Cyclohexanone), Nitriles (Acetonitrile to Acrylonitrile), Alkyl halides (Halogenated) (Chloroform to Tetrachloroethylene).

Adsorption guide

- Adsorption not possible (grey box)
Substances mark as this colour are neither adsorbed by Camfil's activated carbon/alumina nor other company's activated carbon/alumina
Low adsorption (yellow box)
Medium adsorption (blue box)
Good adsorption (green box)
Good adsorption, use impregnated molecular media (+ sign)
Chemicals in the same functional group with higher molecular weight or carbon atoms will also have good adsorption (# sign)

Camfil molecular media

LGS, CEX Unimpregnated activated carbon
CEX A1, A3, A4, A6, B1, J2, J3, J4, J5 Impregnated activated carbon
C4, C5, C8, C15 Impregnated activated alumina

Instructions:

- 1. The chart lists common compounds based on chemistry and increasing number of carbon atoms
2. Find the target molecule in the left hand column
3. If the target molecule is found
i. Check performance indicator (colour code) in columns 2 to 12 to understand how effective molecular filtration would be
ii. In columns 13-15, see which molecular filtration media should be applied
4. If target molecule is not in the list
i. Identify which chemical group the molecule belongs to (e.g. alcohols, aromatics, acid gases, etc...)
ii. Count the number of carbon atoms in the target molecule and find the molecular weight and boiling point values with the MSDS
iii. Find the molecule in the chart with same number of carbons atoms
iv. Use the recommendation for this molecule only if its boiling point and molecular weight are lower or equal to those of the target molecule
v. If not, use the recommendation for the molecule in the list with one carbon atom less than your target molecule.

^ Refer to Molecular Filtration Guidance Note 'Risk of Bed Ignition'

As part of our program for continuous improvement, Camfil reserves the right to change specifications without notice.

Ozone rating



Camfil introduce an ozone removal efficiency classification for molecular filters.

Ozone may be removed from air by molecular filters. To help customers assess the effectiveness of different products, Camfil introduce an ozone removal efficiency rating system. This is a first in the filtration industry.

Ozone

Ozone is a naturally occurring gas that is widely present in our environment at ground level. The ozone molecule is composed of three oxygen atoms, rather than the two atoms of normal oxygen. Ozone is formed by the interaction of other gaseous pollutants such as oxides of nitrogen and volatile organic compounds (VOCs) under the influence of ultraviolet (UV) light. City centre levels of ozone increase during periods of high sunlight. Ozone is classed as an oxidising agent, and has the potential to damage or destroy other molecules.

Ozone and human health

Ozone is an extremely reactive gas and inhalation of ozone can be harmful to human health. The presence of ozone in air may be readily correlated to hospital admission rates relating to respiratory illness. Symptoms of ozone exposure include; throat irritation, aggravation of asthma, decrease in lung function and increased susceptibility to respiratory infection. Ambient ozone levels and high alerts may be available on local government websites in many parts of the world.

Removing ozone from the air

Molecular filters reduce ozone levels in the air through processes of adsorption and decomposition.

Measuring ozone removal efficiency

Camfil use a unique test rig to measure ozone removal efficiency. Temperature and relative humidity conditioned air is blown through full size production filters. Ozone is injected into the airstream and sensitive ozone detectors measure the concentration upstream and downstream of the filter. Filter efficiency is readily calculated from the up-and downstream ozone concentrations.

Camfil are market leaders in the validation of performance of molecular filters. Filters can be challenged with many different gases and vapours. Using temperatures between 5 and 50 deg C and relative humidity values between 30% and 90%, we can determine the performance of our filters under the conditions present in our customer applications.



Table of ozone filtration ratings

Filter Type	Average Ozone Removal Efficiency	Ozone Rating
City-Flo XL	35%	3
CityPleat 200 2"	50%	5
CityPleat 480 4"	65%	6
CityPleat Green	50%	5
CitySorb	70%	7
City-Flo	80%	8
CityCarb	90%	9

i) All filters tested at 2.5 m/s face velocity (500 fpm);
 ii) Ozone challenge = 150 – 450 ppb;
 iii) Temperature = 22 deg C; iv) Relative humidity = 50%

All the filters use a high quality broad spectrum adsorbent, based on activated carbon to destroy the ozone molecules. Laboratory tests show that filters based on the use of potassium permanganate, which is itself a strong oxidising agent are unlikely to be effective.

As part of our program for continuous improvement, Camfil reserves the right to change specifications without notice.

CityPleat



Advantages

- Compact "2 in 1" solution
- Double action: particle and odour filtration
- Ideal for filtering most low concentration interior and exterior pollutants
- 100% incinerable
- Can be used to upgrade existing installations
- Range of standard sizes

Application: High efficiency particle filtration for deodarisation and removal of gas pollutants, used for filtration in offices, airports.

Type: Prefilter for gas and particles removal.

Frame: Moisture resistant cardboard.

Media: Synthetic fibre and broad spectrum carbon.

EN779:2012 filter class: G4.

ASHRAE 52.2:2007 filter class: MERV 7.

Recommended temperature: 0 - 40°C.

Recommended relative humidity: 30 - 70%.

Recommended final pressure drop: 250 Pa.

Maximum final pressure drop: 350 Pa.

Ozone removal efficiency: 50 - 70% depending on model and air flow.

All values are +15%.



Model	Width	Height	Depth	Filter Class	Air flow m ³ /h	Pressure drop	Volume m ³	Weight kg
CityPleat-100-594x594x44	594	594	44	G4	1900	135	0,019	1
CityPleat-100-289x594x44	289	594	44	G4	900	135	0,01	0,5
CityPleat-200-594x594x44	594	594	44	G4	3175	135	0,019	1,8
CityPleat-200-289x594x44	289	594	44	G4	1500	135	0.10	0,9
CityPleat-200-594x594x95	594	594	95	G4	3185	90	0.039	2
CityPleat-200-289x594x95	289	594	95	G4	1500	90	0.019	1
CityPleat-480-594x594x95	594	594	95	G4	3185	50	0.039	3,8
CityPleat-480-289x594x95	289	594	95	G4	1500	50	0.019	1,9

*Full size test in Camfil molecular filtration test rig.

F I L T E R

CityPleat Green



Advantages

- 2 in 1: Filtration particulate and molecular
- IAQ improvement
- Rapid Adsorption Dynamics (RAD)
- Ozone Ranking: 5 Oz
- Lightweight and robust
- fully recyclable
- Suitable for compact installations

Application: Removal of various gases and odors as well as particles. IAQ improvement of buildings, offices, hotels, hospitals, airports, schools and nurseries

Type: Compact filter

Frame: Plastic (ABS)

Media: Media impregnated activated carbon

Separators: Cords hot-melt

Efficiency EN779:2012: G4

Ozone Ranking: 5 Oz

Recommended temperature: 0 to 40 ° C

Recommended relative humidity: <70% RH

Recommended final pressure drop: 250 Pa

Maximum pressure drop: 350 Pa

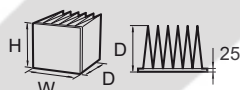
Average efficiency of ozone: 50%

Size min / max filter: min. 200x200, max. 650x610

Height	Width	Depth	Filter class	Air flow m ³ /h	Pressure drop	Area m ²	Volume m ³	Weight kg
287	592	48	G4	1500	135	0,6	0,01	1,2
592	592	48	G4	3175	135	1,2	0,02	2,3
305	610	48	G4	1645	135	0,7	0,01	1,3
610	610	48	G4	3370	135	1,4	0,02	2,5

As part of our program for continuous improvement, Camfil reserves the right to change specifications without notice.

City-Flo



Advantages

- Double function: particle and molecular filtration
- Range of standard sizes
- Can be used to upgrade existing installations
- Ideal for filtering low concentrations of most external and internal source pollutants
- Robust metal header frame
- “2 in 1” solution

Application: Particle and odour removal in Hospitals, Offices, Airports etc.

Type: Multi pocket particle and molecular filter.

Frame: Galvanised steel.

Media: Glass fibre and broad spectrum carbon.

EN779:2012 efficiency: F7 (80-85%).

Temperature: 50°C maximum in continuous service.

Humidity: 70% RH maximum.

Holding frames: Front and side access holding frames are available: Type 8, Type L and FC Housings.



Width	Height	Depth	Filter class	Air flow m ³ /h	Pressure drop	Bags	area m ²	Volume m ³	Weight kg	Initial eff. %	ME %	Energy class	Energy consumption kWh/y
592	592	534	F7	3400	140	10	6,2	0,2	6	62	55	D	1823
490	592	534	F7	2700	140	8	5	0,2	4,6			D	
287	592	534	F7	1700	140	5	3,1	0,1	3,5			D	

* ME%: Minimum efficiency ref. to EN779:2012

* Energy Consumption, kWh/year: Calculated according to Eurovent Guideline 4/11

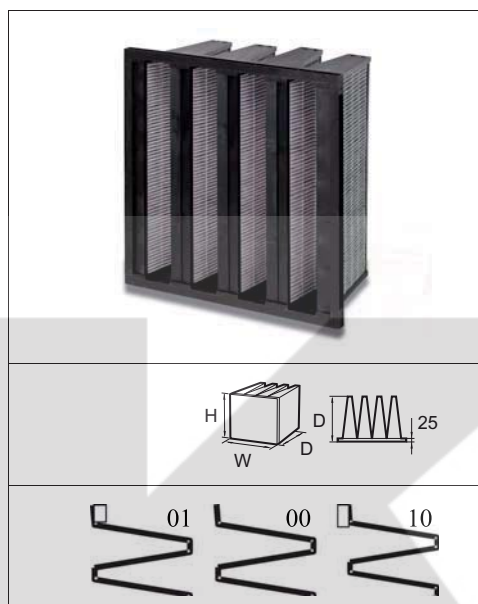
* Energy class: Calculated according to Eurovent 4/11

Industry leading bag filter construction is available with an additional molecular filtration media layer to provide gas filtration and enhanced IAQ.

City-Flo is the ultimate solution when a high performance bag filter and a high performance molecular (gas, odour) filter must be installed in a single location. City-Flo filter can easily be fitted into new or existing standard filter frames. High performance Camfil glass fibre media is combined with an exclusive “Broad Spectrum” carbon media that exploits the benefits of “Rapid Adsorption Dynamics” (RAD) to remove a very wide range of VOCs and odours. Molecular pollutants are released from both external sources (traffic fumes, power generation, industry) and internal sources (building construction and finish materials, wooden materials, carpets, cleaning agents etc.).

The filter should be replaced when the pressure loss exceeds the maximum allowable value for the ventilation system or after a maximum of one year. In accordance with good practice, used City-Flo filters should be bagged immediately after removal and disposed of by the appropriate route

CityCarb



Advantages

- Double function: particle and molecular filtration
- Ideal for filtering low concentrations of most external and internal source pollutants
- 100% incinerable
- Can be used to upgrade existing installations
- Range of standard sizes
- Compact “2 in 1” solution

Application: Particle and odour removal in Offices, Hospitals, Airports etc.

Type: Compact particle and molecular filter.

Frame: Polypropylene.

Media: Synthetic fibre and broad spectrum carbon.

EN779:2012 efficiency: M6.

Maximum flow rate: 4000m³/h.

Mounting system: Front and side access holding frames are available: Type 8, Type L and FC housings.



Width	Height	Depth	Filter class	Air flow m ³ /h	Pressure drop	Bags	area m ²	Volume m ³	Weight kg	Initial eff. %	ME %	Energy class	Energy consumption kWh/y
592	592	292	M6	3400	120		8	0,1	11,8			G	>1550
592	490	292	M6	2800	120		6,6	0,1	8,5			G	
592	287	292	M6	1500	120		3,5	0,05	6			G	

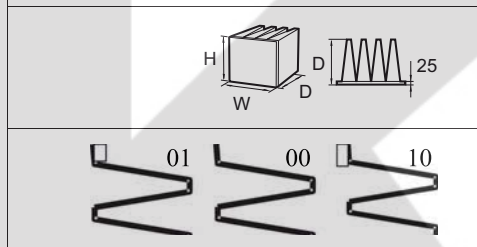
* ME%: Minimum efficiency ref. to EN779:2012
 * Energy Consumption, kWh/year: Calculated according to Eurovent Guideline 4/11
 * Energy class: Calculated according to Eurovent 4/11

A compact filter with an additional molecular filtration media layer to provide enhanced IAQ through combined particle filtration and gas filtration.

CityCarb is the ultimate solution when a high performance compact filter and a high performance molecular (gas, odour) filter must be installed in a single location. CityCarb filter can easily be fitted into new or existing standard filter frames. Particle filtration media is combined with an exclusive “Broad Spectrum” carbon media that exploits the benefits of “Rapid Adsorption Dynamics” (RAD) to remove a very wide range of VOCs and odours. Molecular pollutants are released from both external sources (traffic fumes, power generation, industry) and internal sources (building construction and finish materials, wooden materials, carpets, cleaning agents etc).

The filter should be replaced when the pressure loss exceeds the maximum allowable value for the ventilation system or after a maximum of one year. In accordance with good practice, used CityCarb filters should be bagged immediately after removal and disposed of by the appropriate route

CitySorb



Advantages

- Ideal for filtering low concentrations of most molecular pollutants from external and internal sources.
- 100% incinerable
- Range of standard sizes
- High efficiency
- Large air flow capacity
- Compact filtration solution

Application: Adsorption of odours and gasses in air conditioning applications.

Type: Rigid pleated filter.

Case: Polystyrene.

Media: Multilayer carbon media.

Sealant: Polyurethane.

Separators: Hot-melt.

Gasket: One piece PU gasket.

Recommended temperature range: 0-40°C.

Recommended relative humidity: < 70% RH.

Holding frames: Front and side access housings and frames are available, Type 8, Type L and FC Housings.

Width	Height	Depth	Air flow m ³ /h	Pressure drop	Area m ²	Volume m ³	Weight kg
592	592	292	3400	80	8.0	0.02	10.8
592	490	292	2800	80	6.6	0.04	9.2
592	287	292	1500	80	3.5	0.02	5.4

A compact molecular filter to provide enhanced IAQ in buildings. CitySorb is the ultimate solution when a high performance molecular filter must be installed in the ventilation system and there is existing pre-filtration. CitySorb filter can easily be fitted into new or existing standard filter frames. "Broad Spectrum" carbon media that exploits the benefits of "Rapid Adsorption Dynamics" (RAD) is used to remove a very wide range of VOCs and odours. Molecular pollutants are released from both external sources (traffic fumes, power generation, industry etc.) and internal sources (building construction and finish materials, wooden materials, carpets, cleaning agents etc).

The filter should be replaced when the pressure loss exceeds the maximum allowable value for the ventilation system or after a maximum of one year. In accordance with good practice, used CitySorb filters should be bagged immediately after removal and disposed of by the appropriate route.

F I L T E R

CamCarb Green



Avantages

- Leak-free installation ensures maximum possible efficiency
- 360 degree geometry and even air distribution ensures maximum possible lifetime
- Totally corrosion resistant
- May be filled with a wide range of molecular filtration medias
- Rapid bayonet fitting system and integral dual TPE gaskets
- Lowest possible Life Cycle Cost (LCC)
- Reduced weight compared to Metal version
- Modular and flexible assembly

Application: The most reliable molecular filter for high efficiency and long-term control of molecular contaminants in sensitive buildings and process industries.

Type: Cylindrical molecular filter cartridge manufactured from engineering grade resins.

Filtration media: Broad Spectrum activated carbon for control of odours, VOCs and ozone. Various impregnated medias for control of difficult gases e.g. hydrogen sulphide, ammonia, DMS etc.

Temperature: 40°C maximum in continuous service.

Mounting system: Dedicated base plate in 3 standard sizes (see separate page).

Model	Diameter mm	Length mm	Carbon Type	Rated Airflow m ³ /hr *	Pressure loss Pa **	Unit Weight kg	Unit volume-unpacked m ³
CC-G 2600	147	450	CEX003***	2500	100	2.7	0.01
CC-G 3500	147	600	CEX003	3400	150	3.7	0.14

* To achieve 0.1 second contact time, per set of 16 cylinders on a 610 x 610 baseplate

** At rated flow

*** Broad Spectrum carbon, 3 mm pellet size

CamCarb Green filters are filled with high quality activated carbon or CamPure media and are used for high efficiency removal of molecular contaminants from supply air, recirculation air and exhaust air ventilation systems in sensitive building and process applications.

CamCarb Green filters eliminate customer problems with different categories of airborne molecules, including; odours, irritants, toxic gases and corrosives (acidic gases).

The molecular filtration media is deployed in an annular pattern with uninterrupted 360 degree geometry along the entire length of the filter. This arrangement ensures even air distribution over the entire filter area and maximizes filter lifetime.

Filters mount onto a dedicated baseplate using integrated bayonet fastenings without the need for specialized tools. Three standard sizes of the modular baseplate allow the filter installation to be accommodated in any size air handling unit, duct or plenum.

As part of our program for continuous improvement, Camfil reserves the right to change specifications without notice.

FILTERS

CamCarb metal



Advantages

- Stainless steel construction
- 360 degree geometry and even air distribution ensures maximum possible lifetime
- May be re-filled, lowest possible Life Cycle Cost (LCC)
- Rapid bayonet fitting system and integral dual TPE gaskets
- Modular and flexible assembly
- Leak-free installation ensures maximum possible efficiency

Application: The most reliable molecular filter for high efficiency and long-term control of molecular contaminants in sensitive buildings and process industries.

Type: Cylindrical molecular filter cartridge manufactured from stainless steel.

Filtration media: Broad Spectrum activated carbon for control of odours, VOCs and ozone. Various impregnated medias for control of difficult gases e.g. hydrogen sulphide, ammonia, DMS etc.

Temperature: 40°C maximum in continuous service.

Mounting system: Dedicated base plate in 3 standard sizes (see separate page).

Model	Diameter mm	Length mm	Carbon Type	Rated Airflow m ³ /hr *	Pressure loss Pa **	Unit Weight kg	Unit volume-unpacked m ³
CC 2600	147	450	CEX003 ***	2500	100	3.9	0.01
CC 3500	147	600	CEX003	3400	150	5.2	0.14

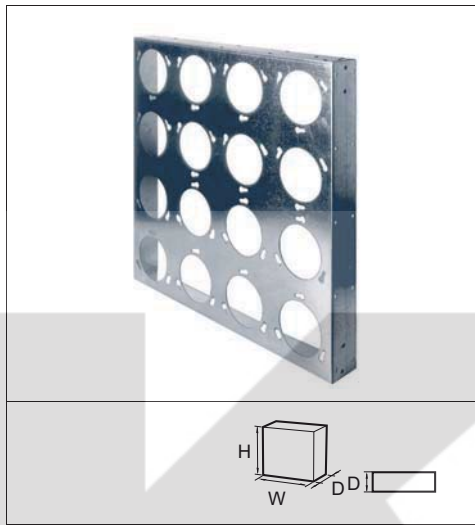
* To achieve 0.1 second contact time, per set of 16 cylinders on a 610 x 610 baseplate

** At rated flow

*** Broad Spectrum carbon, 3 mm pellet size

F I L T E R

CamCarb Mounting Frames (Baseplates)



Advantages

- Modular design adaptable for all types of installations
- Three standard sizes
- Quick and easy service
- Assembly by bolting , rivets, welding
- Rapid fitting system via bayonet fitting

Application: Dedicated mounting frames to ensure leak-free installation of CamCarb molecular filters in AHUs, ducts and plenums.

Applicable filters: CamCarb Metal and CamCarb Green in 2600 and 3500 sizes. (Note always specific filter type when ordering as base plate thickness may vary to accommodate different weights of filters).

Material: Galvanised steel or stainless steel (specify with order)

Model	Width mm	Height mm	Depth mm	Cylinder capacity	Indicative weight kg	Approx. Unit volume m ³
G8	305	610	70	8	5.0	0.02
G12	457	610	70	12	5.7	0.03
G16	610	610	70	16	6	0.04

As part of our program for continuous improvement, Camfil reserves the right to change specifications without notice.

Camfil information

Pre-Filtration: G3 to G4

Comfort filters: M5 to F9


EPA/HEPA/ULPA Filters: E10 to U17

Molecular filtration

Housings & Frames

Air Purifiers, Dust collectors & Gas Turbine Filtration

CamSure



Advantages

- May be filled with any molecular filtration media.
- May be lined with a fine scrim to minimise shedding
- Vibrated fill technique to prevent media settlement
- Standard and non-standard sizes available
- Galvanised steel frame, option for stainless steel
- Plastic frame for certain standard sizes

Application: Adsorption of odours and gases in air conditioning applications.

Type: Loose fill adsorbent panels.

Frame: Galvanised steel.

Media: Campure or activated carbon based materials.

Temperature: 40°C maximum in continuous service.

Recommended relative humidity: 30 - 70%.


Mounting systems: Front and side access housings and frames are available.

Height	Width	Depth	Recommended contact time (s)	Airflow m ³ /hr	Pressure drop Pa	Weight kg	Volume L
600	600	25	0.1	350	30	9.0	
300	600	25	0.1	175	30	4.5	
500	600	25	0.1	300	30	7.5	
600	600	50	0.2	350	60	18.0	
300	600	50	0.2	175	60	9.0	
500	600	50	0.2	300	60	12.5	

Filters are available in a comprehensive range of sizes and depths. Please contact Camfil for more information.

F I L T E R

Campure GDM 300



Advantages

- Exact replacement for existing industrial exhaust systems
- Various medias available dependent upon the contaminant(s) of concern
- Replacement items for supply recirculation air systems in industrial process industries.
- May be filled with various molecular filtration medias, depending on the application and contaminant(s)

Description: Heavy duty disposable plastic Vee Cell modules to specifically treat corrosive (acidic) gases from supply air systems in process industry applications.

Mounting: Normally in filter specific side access housings

Media: GDM 300 modules can be filled with a range of Camfil molecular filtration medias based on impregnated activated carbon or activated alumina to adsorb acidic gas(es).

Temperature range: normally 0° to 50°C

Relative Humidity Range: 30 to 95%, depending on media selection

Recommended face velocity: 0.5 to 1.5 m/s

Typical pressure loss at rated velocity range: 50 to 250 Pa

Model	Height	Width	Depth	Media Bed depth mm	Volume L	Weight CamPure kg
GDM 300-H	300	300	300	75	13.5	11.4
GDM 300-F	600	300	300	75	27.0	22.7

As part of our program for continuous improvement, Camfil reserves the right to change specifications without notice.

Campure GDM 440



Advantages

- Exact replacement for existing commercial odor control systems
- Various medias available dependent upon the contaminant(s) of concern
- Replacement items for supply recirculation air systems in industrial process industries.
- May be filled with various molecular filtration medias, depending on the application and contaminant(s)

Description: Medium duty disposable plastic Vee Cell modules to specifically treat corrosive (acidic) gases from supply air systems in process industry applications. Low pressure loss.

Mounting: Normally in filter specific side access housings

Media: GDM 440 modules can be filled with a range of Camfil molecular filtration medias based on impregnated activated carbon or activated alumina to adsorb acidic gases).

Temperature range: normally 0°C to 50°C


Relative Humidity Range: 30 to 95%, depending on media selection

Recommended face velocity: 0.5 to 1.5 m/s

Typical pressure loss at rated velocity range: 10 to 25 Pa

Model	Height	Width	Depth	Media Bed depth mm	Volume L	Weight CamPure kg
GDM 440-H	600	145	440	25	6,75	5,7
GDM 440-F	300	145	440	25	13,5	11,4

Gigapleat XPC/XPB



Advantages

- Reduced waste through re-usable housing
- Up to 2 media types can be combined into the same filter
- Compact solution
- High media cleanliness
- Exchangeable panels

Application: Clean room recirculation air and clean room make up air.

Type: Compact filter with exchangeable panels.

Housing: Stainless steel. Removable sheet metal profiles for panel replacement.

Gasket: Position: 01 - downstream, 10 - upstream.

Sealant: Polyurethane.

Configuration XPC: 2 layers of 8 panels / full size housing.

Configuration XPB: 1 layer of 8 panels / full size housing.

Recommended temperature range: 10 - 40°C.

Recommended relative humidity: 30 - 70%.

Particle cleanliness: ISO Class 6.

Outgassing: Individually outgassing tested for VOC emissions on request

Product	Type	Material	Width	Height	Depth	Number of panels per layer	Number of panels per housing	Appr. Weight with panels kg	Volume m ³
Box Housing	XPC 610x610x292	Stainless Steel	610	610	292	8	16	28	0,13
Box Housing	XPC 305x610x292	Stainless Steel	305	610	292	4	8	16	0,06
Header Housing	XPB 592x592x292	Stainless Steel	592	592	292	8	8	17	0,13
Header Housing	XPB 287x592x292	Stainless Steel	287	592	292	4	4	9	0,06


Panel	Fit Housing Width	Fit Housing Height	Fit Housing Depth	Air flow m ³ /h	Pressure drop Pa +15%
XPC A3	610/305	610	292	2600/1100	95
XPC B2	610/305	610	292	2600/1100	95
XPC C3	610/305	610	292	2600/1100	95
XPC L3	610/305	610	292	2600/1100	95
XPB A3	592/287	592	292	2600/1100	60
XPB B2	592/287	592	292	2600/1100	60
XPB C3	592/287	592	292	2600/1100	60
XPB L3	592/287	592	292	2600/1100	60

AMC removal vs filter model	L3	B2	A3	C3
Acids				YES
Bases		YES	YES	
Condensables (B.Pt > 150 deg. C)	YES		Yes	Yes
Dopants (Organophosphates)	YES		Yes	Yes
Dopants (BF3)				YES
Organics (B.Pt < 150 deg. C)	YES			
Ozone	YES		Yes	Yes

For specific contaminants, please contact Camfil

As part of our program for continuous improvement, Camfil reserves the right to change specifications without notice.

Gigapleat NXPP



Advantages

- Extremely low pressure drop
- High media cleanliness
- Individually VOC outgassing tested
- Extremely small form factor
- Wide range of dimensions
- Multiple media types can be combined into the same filter

Application: For clean room ceiling, Fan Filter Units, mini-environment or process equipment.

Type: Panel filter.

Frame: Anodized aluminium.

Available filter depth without knife edge: 66, 90, 110, 150, 172 and 200 mm.

Available filter depth with knife edge: 66 (+38), 90 (+38), 110 (+38), 150 (+15) mm.

Knife: KU facing up, KD facing down.

Sealant: Polyurethane.

Gasket: 01=Downstream gasket, 10=Upstream, 11=2 gaskets.

Faceguard: 02: Downstream faceguard; 20: Upstream faceguard, 22: 2 faceguards.

Recommended temperature range: 10 - 40°C.

Recommended relative humidity: 30 - 70%.

Particle cleanliness: ISO Class 6.


Outgassing: Individually outgassing tested for VOC emissions.

Type	Width	Height	Depth	Air flow m ³ /h	Pressure drop Pa +/-15%	Appr. Weight kg	Volume m ³
NXPP A3	610	610	90	535	15	5	0,04
NXPP A3	1220	610	90	1070	15	10	0,04
NXPP B2	610	610	90	535	15	5	0,04
NXPP B2	1220	610	90	1070	15	10	0,04
NXPP C3	610	610	90	535	15	5	0,04
NXPP C3	1220	610	90	1070	15	10	0,04
NXPP L3	610	610	90	535	15	5	0,04
NXPP L3	1220	610	90	1070	15	10	0,04
NXPP B2C3L3	610	610	150	535	50	14	0,06
NXPP B2C3L3	1220	610	150	1070	50	28	0,06

Other dimensions and media combinations available on request. Adapter frames for FFU installation available on request.

AMC removal vs filter model	L3	B2	A3	C3
Acids				YES
Bases		YES	YES	
Condensables (B.Pt > 150 deg. C)	YES		Yes	Yes
Dopants (Organophosphates)	YES		Yes	Yes
Dopants (BF3)				YES
Organics (B.Pt < 150 deg. C)	YES			
Ozone	YES		Yes	Yes
For specific contaminants, please contact Camfil				

Gigapleat NXPB



Advantages

- Low pressure drop
- High media cleanliness
- Low weight
- Incinerable

Application: Clean room recirculation air, clean room make up air.

Type: Compact filter with header.

Frame: Polystyrene.

Sealant: Polyurethane.

Gasket: 01= downstream, 10 = upstream.

Recommended temperature range: 10 - 40°C.

Recommended relative humidity: 30 - 70%.

Particle cleanliness: ISO Class 6.


Outgassing: Individually outgassing tested for VOC emissions on request.

Type	Width	Height	Depth	Air flow m ³ /h	Pressure drop Pa +15%	Appr. Weight kg	Volume m ³
NXPB A3	592	592	292	2600	60	12	0,13
NXPB A3	592	287	292	1100	60	6,5	0,06
NXPB B2	592	592	292	2600	50	12	0,13
NXPB B2	592	287	292	1100	50	6,5	0,06
NXPB C3	592	592	292	2600	60	12	0,13
NXPB C3	592	287	292	1100	60	6,5	0,06
NXPB L3	592	592	292	2600	60	12	0,13
NXPB L3	592	287	292	1100	60	6,5	0,06

AMC removal vs filter model	L3	B2	A3	C3
Acids				YES
Bases		YES	YES	
Condensables (B.Pt > 150 deg. C)	YES		Yes	Yes
Dopants (Organophosphates)	YES		Yes	Yes
Dopants (BF3)				YES
Organics (B.Pt < 150 deg. C)	YES			
Ozone	YES		Yes	Yes
For specific contaminants, please contact Camfil				

As part of our program for continuous improvement, Camfil reserves the right to change specifications without notice.

Gigapleat NXPC



Advantages

- Low pressure drop
- High media cleanliness
- Wide range of dimensions

Application: Clean room recirculation air, clean room make up air.

Type: Compact filter.

Frame: GI, aluminium or stainless steel.

Sealant: Polyurethane.

Gasket: 01 = downstream, 10 = upstream.

Recommended temperature range: 10 - 40°C.

Recommended relative humidity: 30 - 70%.

Particle cleanliness: ISO Class 6.

Outgassing: Individually outgassing tested for VOC emissions on request

Type	Width	Height	Depth	Air flow m ³ /h	Pressure drop Pa +15%	Appr. Weight kg	Volume m ³
NXPC A3	610	610	292	2600	60	15	0,13
NXPC A3	305	610	292	1100	60	8	0,06
NXPC A3	595	595	292	2600	60	15	0,13
NXPC A3	289	595	292	1100	60	8	0,06
NXPC A3	592	592	292	2600	60	15	0,13
NXPC A3	287	592	292	1100	60	8	0,06
NXPC B2	610	610	292	2600	60	15	0,13
NXPC B2	305	610	292	1100	60	8	0,06
NXPC B2	595	595	292	2600	60	15	0,13
NXPC B2	289	595	292	1100	60	8	0,06
NXPC B2	592	592	292	2600	60	15	0,13
NXPC B2	287	592	292	1100	60	8	0,06
NXPC C3	610	610	292	2600	60	15	0,13
NXPC C3	305	610	292	1100	60	8	0,06
NXPC C3	595	595	292	2600	60	15	0,13
NXPC C3	289	595	292	1100	60	8	0,06
NXPC C3	592	592	292	2600	60	15	0,13
NXPC C3	287	592	292	1100	60	8	0,06
NXPC L3	610	610	292	2600	60	15	0,13
NXPC L3	305	610	292	1100	60	8	0,06
NXPC L3	595	595	292	2600	60	15	0,13
NXPC L3	289	595	292	1100	60	8	0,06
NXPC L3	592	592	292	2600	60	15	0,13
NXPC L3	287	592	292	1100	60	8	0,06

For media choice, please refer to Gigapleat NXPH

Summary Housings & Frames



Filter Holding Frames
Absolute Filter Holding Frame
Page 94



Filter Holding Frames
Universal filter holding frame
Page 95



Filter Housings
FCB-P
Page 96



Filter Housings
FCBS-HF
Page 97



Filter Housings
FCBS-A
Page 98




Filter Housings
FCBL-CC
Page 99



Filter Housings
FCBL-CS
Page 100



Filter Housings
FCBL-HF
Page 101



Terminal Filter Housings
Pharmaseal
Page 102



Terminal Filter Housings
CamSeal
Page 103



Filter Containment Systems
CamSafe
Page 104



Filter Containment Systems
Cambox
Page 105




Filter Containment Systems
CamContain
Page 106



Filter Containment Systems
Pharmatain™
Page 107



Filter Containment Systems
Self Contained Systems
Page 108

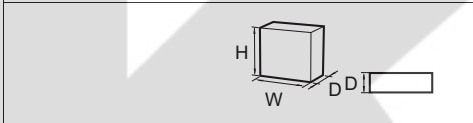



CamHosp
CamHosp 2
Page 109

As part of our program for continuous improvement, Camfil reserves the right to change specifications without notice.

Air Purifiers, Dust collectors & Gas Turbine Filtration | Molecular filtration | EPA/HEPA/ULPA Filters: E10 to U17 | Comfort filters: M5 to F9 | Pre-Filtration: G3 to G4 | Camfil information

Absolute Filter Holding Frame



Advantages

- Modular design adaptable for all types of installations
- Location dimples in frame ensure correct filter fitting
- Filter holding clips can be easily replaced as required
- Pre drilled for easy assembly
- CREO Approved

Application: Mounting very high efficiency filters in air conditioning units and systems.

Type: Front access filter holding frame.

Construction: Galvanised steel or stainless steel.

Filter Types: Absolute and Micretain very high efficiency filters.

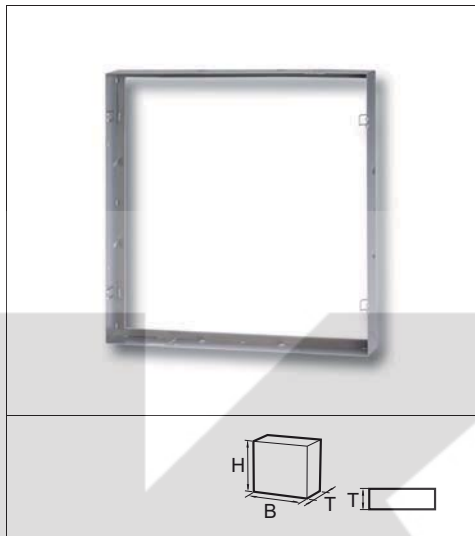
Filter fixing: Using 4 corner mounted clamps.

Type	Exterior dimensions (WxHxD) mm	Filter dimension (WxHxD) mm	Unit weight kg	Unit volume m ³
Galvanised steel	626x626x335	610x610x292	12.5	0.13
Galvanised steel	626x321x335	610x305x292	10.0	0.07
Galvanised steel	610x610x335	595x595x292	12.3	0.12
Galvanised steel	610x305x335	595x290x292	9.9	0.06
Stainless steel	626x626x335	610x610x292	12.5	0.13
Stainless steel	626x321x335	610x305x292	10.0	0.07
Stainless steel	610x610x335	595x595x292	12.3	0.12
Stainless steel	610x305x335	595x290x292	9.9	0.06

Other dimensions and arrangements available on request.

F I L T E R

Universal filter holding frame



Avantages

- Ergonomic
- Rapid installation
- Modular concept for all installations
- Suitable for commercial and industrial applications
- CREO Approved

Application: Mounting frame for Hi-Flo, Hi-Cap and Compact filter.

Frame: Galvanised sheet metal; stainless steel on request

Gasket: Expanded foam; profile gasket or without gasket on request

Remarks: Filter fixing using 4 clamps



Type	Dimensions WxHxD (mm)	Clamping height(mm)	Freight volume (m³)	Freight weight (kg)	Art.-N°
4MP	610x610x76	25	0,036	3,00	220701
4NQ	508x610x76	25	0,036	2,85	220702
4OR	305x610x76	25	0,018	2,15	220703
4OR/2	305x305x76	25	0,018	1,60	2207033
4MPL	610x910x76	25	0,053	3,80	220725
4NQL	508x910x76	25	0,053	3,70	220726
4ORL	305x910x76	25	0,026	2,90	220727
4MPS	610x610x74	25; 50	0,036	3,00	220701070
4NQS	508x610x74	25; 50	0,036	2,85	220702070
4ORS	305x610x74	25; 50	0,035	2,15	220703070

As part of our program for continuous improvement, Camfil reserves the right to change specifications without notice.

Camfil information

Pre-Filtration: G3 to G4

Comfort filters: M5 to F9

EPA/HEPA/ULPA Filters: E10 to U17

Molecular filtration

Housings & Frames

Air Purifiers, Dust collectors & Gas Turbine Filtration

FCB-P



Advantages

- Easy to Install
- Modular construction
- No tools needed to change filters
- Gasket to seal between door and filter housing
- Easy servicing
- Stable and secure design

Housing: Galvanised steel.

Filter: Panel filters 25mm (1"), 50mm (2") and 95mm (4") deep.

Alternative: Possibility to switch the housings 180° (flexibility to access from left or right side).

Please note: Stainless steel version is also available.

Type	Exterior dimensions (WxHxD) mm	Interior dimensions (WxH) mm	Number of filters 592x592 mm	Number of filters 287x592 mm	Unit volume m ³	Unit weight kg
FCB-P 0510	399x744x202	309x614	-	1	0.06	7.3
FCB-P 1005	704x439x202	614x309	-	1	0.07	7.3
FCB-P 1010	704x744x202	614x614	1	-	0.12	9.5
FCB-P 1015	704x1055x202	614x925	1	1	0.17	15
FCB-P 1020	704x1360x202	614x1230	2	-	0.21	17
FCB-P 1025	704x1670x202	614x1540	2	1	0.26	21.5
FCB-P 1030	704x1975x202	614x1845	3	-	0.31	25
FCB-P 1510	1013x744x202	923x614	1	1	0.18	13.5
FCB-P 1520	1013x1360x202	923x1230	2	2	0.31	23
FCB-P 1530	1013x1975x202	923x1845	3	3	0.44	32.5
FCB-P 2010	1318x744x202	1228x614	2	-	0.22	15
FCB-P 2015	1318x1055x202	1228x925	2	2	0.31	25
FCB-P 2020	1318x1360x202	1228x1228	4	-	0.4	26.5
FCB-P 2025	1318x1670x202	1228x1540	4	2	0.49	35
FCB-P 2030	1318x1975x202	1228x1845	6	-	0.58	37
FCB-P 2510	1677x744x500	1537x614	2	-	0.28	19
FCB-P 2520	1677x1360x500	1537x1230	4	2	0.51	32.5
FCB-P 2530	1677x1975x500	1537x1845	6	3	0.74	46
FCB-P 3010	1982x744x500	1842x614	3	-	0.33	21.5
FCB-P 3015	1982x1055x500	1842x925	3	3	0.46	32.5
FCB-P 3020	1982x1360x500	1842x1230	6	-	0.6	36
FCB-P 3025	1982x1670x500	1842x1540	6	3	0.73	47.5
FCB-P 3030	1982x1975x500	1842x1842	9	-	0.87	50.5

Other dimensions and arrangements available on request

FCBS-HF



Advantages

- Easy to Install
- Modular construction
- No tools needed to change filters
- Gasket to seal between door and filter housing
- Easy servicing
- Stable and secure design

Housing: Galvanised steel.

Filters: S-FLO-W, HI-CAP, HI-FLO and OPAKFIL G.

Alternative: Possibility to switch the housings 180° (flexibility to access from left or right side).

Please note: Stainless steel version is also available.

Type	Exterior dimensions (WxHxD) mm	Interior dimensions (WxH) mm	Number of filters 592x592 mm	Number of filters 287x592 mm	Unit volume m ³	Unit weight kg
FCBS-HF 0510	399x744x500	309x614	-	1	0.15	18
FCBS-HF 1005	704x439x500	614x309	-	1	0.16	18
FCBS-HF 1010	704x744x500	614x614	1	-	0.27	24
FCBS-HF 1015	704x1055x500	614x925	1	1	0.38	38
FCBS-HF 1020	704x1360x500	614x1230	2	-	0.49	42
FCBS-HF 1025	704x1670x500	614x1540	2	1	0.6	54
FCBS-HF 1030	704x1975x500	614x1845	3	-	0.71	62
FCBS-HF 1510	1013x744x500	923x614	1	1	0.39	33
FCBS-HF 1520	1013x1360x500	923x1230	2	2	0.7	57
FCBS-HF 1530	1013x1975x500	923x1845	3	3	1.03	80
FCBS-HF 2010	1318x744x500	1228x614	2	-	0.5	38
FCBS-HF 2015	1318x1055x500	1228x925	2	2	0.71	62
FCBS-HF 2020	1318x1360x500	1228x1228	4	-	0.92	65
FCBS-HF 2025	1318x1670x500	1228x1540	4	2	1.13	86
FCBS-HF 2030	1318x1975x500	1228x1845	6	-	1.33	92
FCBS-HF 2510	1677x744x500	1537x614	2	-	0.64	47
FCBS-HF 2520	1677x1360x500	1537x1230	4	2	1.17	81
FCBS-HF 2530	1677x1975x500	1537x1845	6	3	1.7	114
FCBS-HF 3010	1982x744x500	1842x614	3	-	0.76	54
FCBS-HF 3015	1982x1055x500	1842x925	3	3	1.07	81
FCBS-HF 3020	1982x1360x500	1842x1230	6	-	1.38	89
FCBS-HF 3025	1982x1670x500	1842x1540	6	3	1.7	118
FCBS-HF 3030	1982x1975x500	1842x1842	9	-	2	126

Other dimensions and arrangements available on request

As part of our program for continuous improvement, Camfil reserves the right to change specifications without notice.

FCBS-A



Advantages

- Easy to Install
- Modular construction
- No tools needed to change filters
- Gasket to seal between door and filter housing
- Easy servicing
- Stable and secure design

Housing: Galvanised steel.

Filters: Absolute, AIROPAC, MICRETAIN and SOFILAIR.

Alternative: Possibility to switch the housings 180° (flexibility to access from left or right side).

Please note: Stainless steel version is also available.

Type	Exterior dimensions (WxHxD) mm	Interior dimensions (WxH) mm	Number of filters 592x592 mm	Number of filters 287x592 mm	Unit volume m ³	Unit weight kg
FCBS-A 0510	399x744x500	309x614	-	1	0.15	20
FCBS-A 1005	704x439x500	614x309	-	1	0.16	20
FCBS-A 1010	704x744x500	614x614	1	-	0.27	26
FCBS-A 1015	704x1055x500	614x925	1	1	0.38	41
FCBS-A 1020	704x1360x500	614x1230	2	-	0.49	46
FCBS-A 1025	704x1670x500	614x1540	2	-	0,6	59
FCBS-A 1030	704x1975x500	614x1845	3	-	0.71	68
FCBS-A 1510	1013x744x500	923x614	1	-	0.39	37
FCBS-A 1520	1013x1360x500	923x1230	2	2	0,7	62
FCBS-A 1530	1013x1975x500	923x1845	3	3	1.03	88
FCBS-A 2010	1318x744x500	1228x614	2	-	0,5	42
FCBS-A 2015	1318x1055x500	1228x925	2	2	0.71	68
FCBS-A 2020	1318x1360x500	1228x1228	4	-	0.92	72
FCBS-A 2025	1318x1670x500	1228x1540	4	2	1.13	95
FCBS-A 2030	1318x1975x500	1228x1845	6	-	1.33	101
FCBS-A 2510	1677x744x500	1537x614	2	1	0.64	51
FCBS-A 2520	1677x1360x500	1537x1230	4	2	1.17	89
FCBS-A 2530	1677x1975x500	1537x1845	6	3	1.7	126
FCBS-A 3010	1982x744x500	1842x614	3	-	0.76	59
FCBS-A 3015	1982x1055x500	1842x925	3	3	1.07	89
FCBS-A 3020	1982x1360x500	1842x1230	6	-	1.38	98
FCBS-A 3025	1982x1670x500	1842x1540	6	3	1.7	130
FCBS-A 3030	1982x1975x500	1842x1842	9	-	2	138

Other dimensions and arrangements available on request

FCBL-CC



Advantages

- Easy to Install
- No tools needed to change filters
- Gasket to seal between door and filter housing
- Stable and secure design
- Modular construction
- Easy servicing
- CREO Approved

Housing: Galvanised steel.

Filters: Carbon cylinders 1000, 2000 or 2600.

Carbon CM05: For odours and VOC's.

Carbon CM07: For gases as H2S, SO2, NH3.

Alternative: Possibility to switch the housings 180° (flexibility to access from left or right side).

Please note: Stainless steel version is also available

Type	Exterior dimensions (WxHxD) mm	Interior dimension (WxH) mm	Number of cylinders	Unit volume m ³	Unit weight kg
FCBL-CC 0510	399×744×750	309×610	8	0.23	25.5
FCBL-CC 1005	704×439×750	614×309	8	0.24	25.5
FCBL-CC 1010	704×744×750	614×614	16	0.4	33
FCBL-CC 1015	704×1055×750	614×925	24	0.57	49.5
FCBL-CC 1020	704×1360×750	614×1230	32	0.73	58.5
FCBL-CC 1025	704×1670×750	614×1540	40	0.9	75
FCBL-CC 1030	704×1975×750	614×1845	48	1.06	82.5
FCBL-CC 1510	1013×744×750	923×614	24	0.58	45
FCBL-CC 1520	1013×1360×750	923×1230	48	1.05	75
FCBL-CC 1530	1013×1975×750	923×1845	72	1.53	110
FCBL-CC 2010	1318×744×750	1228×614	32	0.75	53
FCBL-CC 2015	1318×1055×750	1228×925	48	1.06	80.5
FCBL-CC 2020	1318×1360×750	1228×1228	64	1.37	91.5
FCBL-CC 2025	1318×1670×750	1228×1540	80	1.68	118
FCBL-CC 2030	1318×1975×750	1228×1845	96	1.99	128.5
FCBL-CC 2510	1677×744×750	1537×614	40	0.95	65
FCBL-CC 2520	1677×1360×750	1537×1230	80	1.74	111
FCBL-CC 2530	1677×1975×750	1537×1845	120	2.53	157.5
FCBL-CC 3010	1982×744×750	1842×614	48	1.13	72.5
FCBL-CC 3015	1982×1055×750	1842×925	72	1.6	111
FCBL-CC 3020	1982×1360×750	1842×1230	96	2.06	124.5
FCBL-CC 3025	1982×1670×750	1842×1540	120	2.53	161.5
FCBL-CC 3030	1982×1975×750	1842×1842	144	2.99	175

Other dimensions and arrangements available on request

As part of our program for continuous improvement, Camfil reserves the right to change specifications without notice.

FCBL-CS



Advantages

- Easy to Install
- Modular construction
- No tools needed to change filters
- Easy servicing
- Stable and secure design
- Gasket to seal between door and filter housing
- CREO Approved

Housing: Galvanised steel.

Filter: Bonded and Granular Carbon Panels.

Standard Carbon: For odours and VOC's.

Impregnated Carbon: For gases as H₂S, SO₂, NH₃.

Alternative: Possibility to switch the housings to 180° (flexibility to access from left or right side).

Please note: Stainless steel version is also available.



Type	Exterior dimensions (WxHxD) mm	Interior dimensions (WxH) mm	Number of Carbon panels	Unit volume m ³	Unit weight kg
FCBL-CS 1005	704x439x750	614x309	3	0.24	25.0
FCBL-CS 1010	704x744x750	614x614	6	0.40	32.5
FCBL-CS 1015	704x1055x750	614x925	9	0.57	51.5
FCBL-CS 1020	704x1360x750	614x1230	12	0.73	57.5
FCBL-CS 1025	704x1670x750	614x1540	15	0.90	73.5
FCBL-CS 1030	704x1975x750	614x1845	18	1.06	85.0
FCBL-CS 2010	1318x744x750	1228x614	12	0.75	51.5
FCBL-CS 2015	1318x1055x750	1228x925	18	1.06	84.0
FCBL-CS 2020	1318x1360x750	1228x1228	24	1.37	89.0
FCBL-CS 2025	1318x1670x750	1228x1540	30	1.68	117.5
FCBL-CS 2030	1318x1975x750	1228x1845	36	1.99	126.0
FCBL-CS 3010	1982x744x750	1842x614	18	1.13	73.5
FCBL-CS 3015	1982x1055x750	1842x925	21	1.60	111.0
FCBL-CS 3020	1982x1360x750	1842x1230	36	2.06	121.5
FCBL-CS 3025	1982x1670x750	1842x1540	45	2.53	162.0
FCBL-CS 3030	1982x1975x750	1842x1845	54	2.99	172.0

Other dimensions and arrangements available on request

FCBL-HF



Advantages

- Easy to Install
- No tools needed to change filters
- Gasket to seal between door and filter housing
- Easy servicing
- Stable and secure design
- Modular construction
- CREO Approved

Housing: Galvanised steel.

Filter: S-FLO-W, HI-FLO and HI-CAP.

Alternative: Possibility to switch the housings 180° (flexibility to access from left or right side).

Please note: Stainless steel version is also available.

As part of our program for continuous improvement, Camfil reserves the right to change specifications without notice.

Type	Exterior dimensions (WxHxD) mm	Interior dimensions (WxH) mm	Number of filter 592x592 mm	Number of filter 287x592 mm	Unit weight kg	Unit volume m ³
FCBL-HF 0510	399x744x750	309x614	-	1	25	0.23
FCBL-HF 1005	704x439x750	614x309	-	1	25	0.24
FCBL-HF 1010	704x744x750	614x614	1	-	32.5	0.4
FCBL-HF 1015	704x1055x750	614x925	1	1	51.5	0.57
FCBL-HF 1020	704x1360x750	614x1230	2	-	57.5	0.73
FCBL-HF 1025	704x1670x750	614x1540	2	1	73.5	0.9
FCBL-HF 1030	704x1975x750	614x1845	3	-	85	1.06
FCBL-HF 1510	1013x744x750	923x614	1	1	45	0.58
FCBL-HF 1520	1013x1360x750	923x1230	2	2	77.5	1.05
FCBL-HF 1530	1013x1975x750	923x1845	3	3	110	1.53
FCBL-HF 2010	1318x744x750	1228x614	2	-	51.5	0.75
FCBL-HF 2015	1318x1055x750	1228x925	2	2	84	1.06
FCBL-HF 2020	1318x1360x750	1228x1228	4	-	89	1.37
FCBL-HF 2025	1318x1670x750	1228x1540	4	2	117.5	1.68
FCBL-HF 2030	1318x1975x750	1228x1845	6	-	126	1.99
FCBL-HF 2510	1677x744x750	1537x614	2	1	64	0.95
FCBL-HF 2520	1677x1360x750	1537x1230	4	2	110	1.74
FCBL-HF 2530	1677x1975x750	1537x1845	6	3	156	2.53
FCBL-HF 3010	1982x744x750	1842x614	3	-	73.5	1.13
FCBL-HF 3015	1982x1055x750	1842x925	3	3	111	1.6
FCBL-HF 3020	1982x1360x750	1842x1230	6	-	121.5	2.06
FCBL-HF 3025	1982x1670x750	1842x1540	6	3	162	2.53
FCBL-HF 3030	1982x1975x750	1842x1842	9	-	172	2.99

Other dimensions and arrangements available on request.

Pharmaseal



Advantages

- Combines all the essential functions required for pharmaceutical and biotechnology facilities
- Integrated Control panel : all controls and connections accessible from room side
- Easy maintenance : quick filter change
- Airflow adjustment by "Radial" damper
- Traceability : unique serial number
- Individual tightness test at factory
- Long term reliability : fully welded seams

Application: Turbulent airflow clean rooms in bio-pharma.
Type: Terminal filter ducted ceiling housing for HEPA/ULPA filters in clean rooms
Construction: Galvanised steel
Connection: By ribbed circular inlet continuous welded on top.
Damper: Individual adjustable "Radial" damper
For filters: High airflow MEGALAM MG HFU HD (gel seal) or HFP HD (PU gasket) to be ordered separately.
Filter Mounting: Quick filter change using pivoting clamps fitted with compression limiter.
Filter seal: Knife edge for immediate air tightness with gel or PU gasket.
Control: Individually leak tested at 750 Pa by pressure decay according to NF M 62200.
Fastening: By removable "universal blocks"
Hinged grids: Perforated

Type	Model	Size (AxBxH/Ø) mm	For filters (LxHxE) mm	Unit weight kg*
Pharmaseal-E full	PHE-3P3-TS-C160-F	392x392x370/160	331/295X283/247X123	5,9
Pharmaseal-E full	PHE-F-5P5-TS-C250-F	595x595x370/250	535/499X487/451X123	6,7
Pharmaseal-E full	PHE-11P5-TS-C315-F	595x1195x370/315	1087/1051X487/451X123	12,5

* Weight without filter
 ** Overall, including 60mm inlet height



CamSeal



Advantages

- Economical design
- Simplified filter maintenance : no tools
- Control ports room side
- For pressure drop and integrity
- High airflow per unit
- Versatile air diffusion possibilities
- Non-unidirectional airflow for clean room
- Interchangeable grids
- Tool-free access to filter

Application: Clean areas with supply and extract systems

Type: Terminal housing for HEPA/ULPA filters

Mounting: Positions for attachment to supporting steelwork

Construction: Galvanised steel, fully welded seams, white epoxy paint, oven baked

Filter type: MEGALAM MD HEPA and ULPA

Filter Mounting: Quick filter change using pivoting clamps fitted with compression limiter

Connection: Connection from top or side

Note: Remember to order the housing, the grille and the filter

Model	Type	Dimensions WxHxD	Appropriate for CamSeal housings	Freight volume (m³)	Freight weight(kg)
CamSeal 4 way grid (4W)					
CamSeal grid	CSL-3W-3P3	347x347x35	CSL 3P3	0,004	1,0
CamSeal grid	CSL-3W-5P5	549x549x35	CSL 5P5	0,011	1,8
CamSeal swirl diffuser (SW)					
CamSeal grid	CSL-SW-3P3	346x346x20	CSL 3P3	0,004	1,3
CamSeal grid	CSL-SW-5P5	549x549x20	CSL 5P5	0,011	2,9
perforated grid (PF)					
CamSeal grid	CSL-PF-3P3	346x346x16	CSL 3P3	0,004	1,0
CamSeal grid	CSL-PF-5P5	549x549x16	CSL 5P5	0,011	2,5

Model	Type	Dimensions WxHxD/Ø (mm)	Filter HFC Dimensions (mm)	Freight volume (m³)	Freight weight (kg)	Art.-N°
CamSeal LS - connection from side						
CamSeal housing	CSL-3P3-LS-C160	392x392x362/160	324/300x324/300x104	0,06	7,0	55870100
CamSeal housing	CSL-5P5-LS-C250	595x595x452/250	527/503x527/503x104	0,16	9,6	55870300
CamSeal TS - connection from top						
CamSeal housing	CSL-3P3-TS-C160	392x392x270/160	324/300x324/300x104	0,06	5,9	55870101
CamSeal housing	CSL-5P5-TS-C250	595x595x270/250	527/503x527/503x104	0,13	6,7	55870301

As part of our program for continuous improvement, Camfil reserves the right to change specifications without notice.

CamSafe



Advantages

- Contact free filter change
- Automatic tension regulating filter clamping device
- Fast secure filter installation, lever operated
- Optional filter seal seating test as per DIN 1946, Part 4
- Sealed, welded, solid design
- Tightness class B as per EN 1866 at 5000 Pa
- Ready flanged
- CamSafe connecting pieces can be supplied in various designs
- CREO Approved

Application: CamSafe chambers are used when filtering radioactive, toxic or bacterial particles and gasses and provide maximum safety for the operator. Areas of use include laboratories, isolation wards and the pharmaceutical industry. The casings can be joined together so that multi-stage filter systems with a volume flow of up to 24,000 m³/h can be achieved.

Epoxy coated casing: Epoxy resin coating in RAL 9010 which is capable of being decontaminated, clamping device made from high grade steel 1.4301.

Steel casing: Manufactured in high grade steel 1.4301.

Standard design: Material thickness 2mm, flange drilled ready for operation, service cover with male thread hand knobs, changing bag, support shelf for contact free filter changing, automatic tension regulating filter clamping device.

Options: Filter seal seating test device in accordance with DIN 1946 Part 4, pressure compensation device and pressure check points.

Filter cartridges:

Prefilter P1: 610x610x47mm .

Prefilter P2: 610x610x292mm.

Main filter: 610x610x292mm.

All main filters come equipped with straps to aid the handling, enabling them to be changed easily.

The filters can be supplied with a variety of gaskets to suit the application.

The casing is suitable for different classes of filter, suitable for dealing with glasses or particle contamination.

Accessories: Safe change bags, manometers and material for the flanged joints supplied on request.

Type	Dimensions (WxHxD*) mm	Dimensions prefilter (WxHxD) mm	Dimensions second filter (WxHxD) mm	Unit weight kg	Unit volume m ³
Camsafe 1000, painted	730x535x725 (+ 90*)	-	610x610x292	50	0,35
Camsafe P1/1000, painted	730x790x725 (+ 90*)	610x610x47	610x610x292	80	0,55
Camsafe P2/1000, painted	730x1020x725 (+ 90*)	610x610x292	610x610x292	90	0,7
Camsafe 1000 1.4301	730x535x725 (+ 90*)	-	610x610x292	50	0,35
Camsafe P1/1000 1.4301	730x790x725 (+ 90*)	610x610x47	610x610x292	80	0,35
Camsafe P2/1000 1.4301	730x1020x725 (+ 90*)	610x610x292	610x610x292	90	0,7

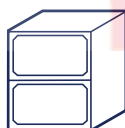
* incl. male thread hand knobs + 90mm. Allow access of approximately 1m to change the filter.



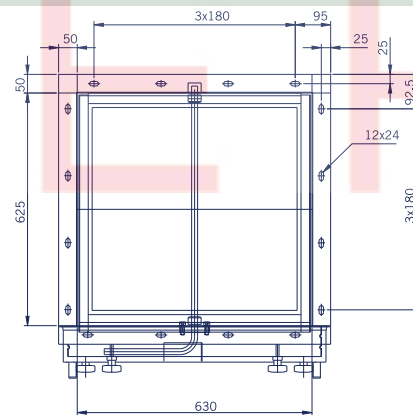
Camsafe 1000



Camsafe P1 / 1000



Camsafe P2 / 1000



Cambox



Advantages

- Available with safe change bag for contact-free filter change
- Available for different types of filters and sizes
- Available with screw or hinged inspection hatch
- Available in full or half-size module
- Simple filter installation

Application: For the removal of hazardous dust and gas in laboratories, radiology departments and isolation wards.

Filter housings, painted: Epoxy resin coating, RAL 7037, clamping device made of stainless steel SS2333.

Filter housing stainless: Manufactured in AISI 304 stainless steel.

Filter housing stainless: Manufactured in AISI 316 corrosion-resistant stainless steel.

Standard: Connection for Ø315 mm or Ø200 mm flexible duct.

Optional: Ø 315 mm welded flange with connector for pressure drop measurement.

Door: Flat service cover.

Optional: Inspection hatch or special door for contamination-free change of changing bag.

Note: * Inspection hatch have separate article numbers.

Filter: Absolute or Micretain model 450 and 1000, filter class E11-H14 according to EN 1822. Also Airopac model 3CPM-122412 and 3CPM-242412, filter class M6, F8 according to EN779:2012.

Type	Dimension (WxHxD) mm
Cambox 450, painted 200 mm duct	310x710x610
Cambox 1000, painted/ 315 mm duct	615x710x610
Cambox 450, painted/flanges	310x710x610
Cambox 1000, painted/flanges	615x710x610
Cambox 1000, stainless/duct	615x710x610
Cambox 1000, stainless/flanges	615x710x610
Accessories / options:	
Inspection hatch/painted	
Inspection hatch/stainless	
Service door/painted	
Service door/stainless	
Safe change bag/painted	
Safe change bag/stainless	
Manometers	
Rubber ring for a safe change bag	
Safe change bag, standard, without the rubber ring	
Safe change bag Nuclear	
Swivel joint wrench 10/11	

As part of our program for continuous improvement, Camfil reserves the right to change specifications without notice.

CamContain



Advantages

- Complete self-contained air filtration systems for removal of hazardous contaminants
- Performance matched and optimized components

Typical applications: Hospital isolation rooms/wards and Intensive Care Units (ICUs) for the control of airborne pathogens, viral contaminants and infectious organisms.

Construction: Matched components can include bag-in/bag-out section, prefilter section, testing section and an optimized fan section.

Filters: Absolute® filters and various grades of ASHRAE grade filters for prefiltration.

Additional data: Consult factory or Product Sheet 3424 for additional information.

Advancing the Industry with Secure Containment Technology

- As a non-intrusive filter validation system (NIFV), an automatic scanning system allows for validation tests to be conducted while labs are operational, eliminating downtime and minimizing the risk of exposure to maintenance personnel or contamination to adjacent spaces. This results in a significantly lower Total Cost of Ownership (TCO).
- With a fully welded, pressure decay tested construction, CamContain ABS is 40 percent smaller than conventional filtration systems, greatly reducing the amount of space required for installation while still ensuring a uniform aerosol challenge distribution. The innovative configurable design allows for CamContain ABS to be positioned horizontally or vertically, and manipulated to accommodate a variety of duct combinations.
- The integrated platform of CamContain ABS incorporates a 360° rotatable, bubble-tight fitting option that can be configured for any type of inlet or outlet orientation.
- Linear bio-seal dampers have been designed to ensure the long-term integrity of the system. Certified to be bubble-tight after 15,000 cycles, the dampers require 27.1 Newton Meters (20 Pound Feet) of torque to seal, a reduction of approximately 70 percent compared to conventional filtration dampers.
- The unique design of the CamContain ABS filtration housing ensures uniform particle distribution during the filtration cycle, and allows for effective decontamination in preparation of filter changes.



The CamContain Filter Validation System (FVS) is an integrated and intelligent auto-scanning software package that allows for validation tests to occur while labs are still active. Innovative in design, and configurable to meet proprietary requirements, the CamContain FVS increases the quality and accuracy of revalidation procedures by reducing exposure to test personnel and adjacent environments, while increasing the speed of in situ tests.

As part of our program for continuous improvement, Camfil reserves the right to change specifications without notice.

Pharmatain™



Advantages

- Potent compounds are isolated, protecting the HVAC system, people and the environment
- Facilities are also able to meet the requirements of control banding or risk based exposure control as defined by NIOSH/CDC

Typical Applications: Pharmaceutical processing areas for the control of potent compounds.
Construction: 304 or 316L stainless steel. May include prefilter section, final filter section, test sections and isolation dampers.
Filters: Absolutes®, HEGAs, and various ASHRAE grade prefilters.
Additional data: Factory pressure decay tested at 10" w.g. at the Absolute filter sealing surface and 15" w.g. for the overall system pressure boundaries.


See Product Sheet 3411 for more information.

The Camfil Pharmatain addresses the concerns of the pharmaceutical industry and may be used in other applications where containment of hazardous or potent compounds is judicious and the convenience of service from within the conditioned space is an advantage. The Camfil Pharmatain:

- Ensures localized control of hazardous compounds, eliminating the contamination of downstream ductwork.
- Ensures that the facility meets internally established limits for occupational exposure, protecting facility workers. Facilities are also able to meet the requirements of Control-Banding or Risk Based Exposure Control as defined by NIOSH/CDC.
- Is available with all containment-level components, including prefilter section, final filter section, test sections and isolation dampers.
- Includes aerosol injection and test ports or test section to test filters to industry established, recommended standards for filter testing.
- Is constructed of 304/304L stainless steel with #4 finish on room side components for a pleasing room side appearance (also available in 316/316L stainless steel).
- Has been factory pressure decay tested at 10" w.g. at the HEPA filter sealing surface and at 15" w.g. for the overall system pressure boundaries.

As part of our program for continuous improvement, Camfil reserves the right to change specifications without notice.

Self Contained Systems



Advantages

- Complete self-contained air filtration systems for removal of hazardous contaminants
- Performance matched and optimized components

Typical applications: Hospital isolation rooms/wards and Intensive Care Units (ICUs) for the control of airborne pathogens, viral contaminants and infectious organisms.

Construction: Matched components can include bag-in/bag-out section, prefilter section, testing section and optimized fan section.

Filters: Absolute® filters and various grades of ASHRAE grade filters for prefiltration.

Additional data: Consult factory or Product Sheet 3409 for additional information.

Standard Model Number	Number of Prefilters	Prefilter Size (nominal)	Number of Primary Filters	Primary Filter Dimensions	Rated Airflow
½ X 1 -212-1GB-SS-SC-500	1	12 X 24 X 2	1	12 X 24 X 12	500
1 X 1 -212-1GB-SS-SC-1000	1	24 X 24 X 2	1	24 X 24 X 12	1000
1 X 1 -212-1GB-SS-SC-1500	1	24 X 24 X 2	1	24 X 24 X 12	1500
1 X 2 -212-1GB-SS-SC-2000	2	24 X 24 X 2	2	24 X 24 X 12	2000
1 X 2 -212-1GB-SS-SC-3000	2	24 X 24 X 2	2	24 X 24 X 12	3000
1 X 2 -212-1GB-SS-SC-4000	2	24 X 24 X 2	2	24 X 24 X 12	4000

F I L T E R

CamHosp 2



Advantages

- New modular design
- Tightness in terms of immediate and lasting joint
- Conformity to the standard NFS-90 351 in areas at risk 3 and 4
- More secure assembly

Type: Modular filtration ceiling with a unidirectional flow for operating theatres Design

Construction: Modular, with each module assembled and sealed in the factory and consisting of:

- 1 plenum part made of mild steel
- 1 airtight, continuously welded platform with a thickness of 2 mm
- 1 fastening kit

Assembly: The modules are simply bolted together on site. Airtight joints are created mechanically between the modules

Protection: Oven-baked, RAL 9010 epoxy coating both inside and out

Test connector: 1 test connector accessible from the operating theatre to measure the loss of pressure and to take Test Aerosol samples

Fitting the filters: From the operating theatre the filters can be quickly clamped in place with a compression limiter using captive, pre-positioned tabs

Casing airtight at 450 Pa: Class B of EN 1886:1998, Class L1 (M) of PR EN 1886:2003, Class C of PR EN 12237:2003

Joints airtight at 450 Pa: Maximum local penetration < 10-4 (0.01%) in accordance with ISO EN 14644-3

Surgical lighting: Airtight

Finish: 3 types of finish:

- Screntek: set of clip-on frame units with removable screens made of monofilament polyester fabric
- Protek: set of clip-on frame units with the frame and grill welded and with a white, RAL 9010 epoxy coating
- Teknik: set of clip-on frame units with a white, RAL 9010 epoxy coating

Options: Rigid air flow guides

Type	Int. size LxWxH	Int. surface m ²	Airflow in m ³ /h			no. of module(s)
			at 0,25 m/s	at 0,3 m/s	at 0,45 m/s	
Type Bed	1815x905x400	1.7	1300	1560	2350	1
Type 2	1815x2419x400	4.4	3170	3800	5700	2+2
Type 3	2422x2419x450	5.9	4350	5200	7800	4+2
Type 3.5	3029x2422x450	7.3	5560	6780	10000	4+2
Type 4	3027x3027x450	9.2	7050	8460	12700	4

As part of our program for continuous improvement, Camfil reserves the right to change specifications without notice.

Summary Air Purifiers, Dust collectors & Gas Turbine Filtration



Air Cleaners
CamCleaner 300
Page 112



Air Cleaners
CamCleaner 800
Page 113



Air Cleaners
CamCleaner 2000
Page 114



Air Cleaners
CamCleaner 6000
Page 115



Air Cleaners
CamCleaner 30000
Page 118



Panel filters for Gas Turbines
30/30 GT
Page 119



Panel filters for Gas Turbines
CamClose
Page 120



Bag filters for Gas Turbines
Cam-Flo XMGT
Page 121



Bag filters for Gas Turbines
Cam-Flo XLGT
Page 122



Bag filters for Gas Turbines
Cam-Flo GT X7
Page 123



Bag filters for Gas Turbines
CamCube
Page 124



Bag filters for Gas Turbines
Hi-Cap GT
Page 125



Compact filters for Gas Turbines
CamGT 4V-300
Page 126



Compact filters for Gas Turbines
CamGT Box Type Green II
Page 127



Compact filters for Gas Turbines
Opakfil GT/GTX
Page 128



Compact pleated filters for Gas Turbines
Turbopac
Page 129

As part of our program for continuous improvement, Camfil reserves the right to change specifications without notice.



Pulse filters for Gas Turbines
Campulse GTC
Page 130



Pulse filters for Gas Turbines
Campulse GTD
Page 131



Pulse filters for Gas Turbines
CamPulse GT Polytech HE
Page 132



Pulse filters for Gas Turbines
Campulse EF
Page 133



Pulse filters for Gas Turbines
Tenkay GTC/GTD/
PolyTech HE
Page 134



Industrial Dust Extractors
Gold Series®
Page 135



Industrial Dust Extractors
Gold Series® Camtain
Page 137



Industrial Dust Extractors
Zephyr III Portables
Page 138



Filter Cartridges
HemiPleat® Gold Cone®
Page 139



Filter Cartridges
HemiPleat® Retrofit
Page 140



Filter Cartridges
DuraPleat DPJ 145
Page 143



Filter Cartridges
DuraPleat DPJ 156
Page 144



Filter Cartridges
DuraPleat DPJ 218
Page 145



Filter Cartridges
DuraPleat DPJ 325
Page 146



Filter Cartridges
DuraPleat DPD 325
Page 147



Filter Cartridges
HemiPleat® Gold Cone®
Cartridge for Tenkay® Mark
III & IV Collectors
Page 148

As part of our program for continuous improvement, Camfil reserves the right to change specifications without notice.

Camfil information

Pre-Filtration: G3 to G4

Comfort filters: M5 to F9

EPA/HEPA/ULPA Filters: E10 to U17

Molecular filtration

Housings & Frames

CamCleaner 300



Advantages

- Healthier employees
- Less cleaning
- Lower energy costs
- Reduced environmental impact
- Clean products, fewer operational disruptions

Applications: Air purifiers for all types of indoor environments, for example small offices or bedrooms. Can also be used to complement larger air purifiers.

Power supply: 230 V

Filter: E11 and carbon filter

Installation: Floor or wall

Design: Stainless steel

Last update: 2013-03-13

Item no.	Type	Dimensions (WxHxD) mm	Transport dimensions (WxHxD)mm	Weight kg	Filter included in standard version *
501555	CamCleaner 300 Stainless steel	280x665x210	285x670x215	11	E11/carbon mat

* Other filter classes available on request

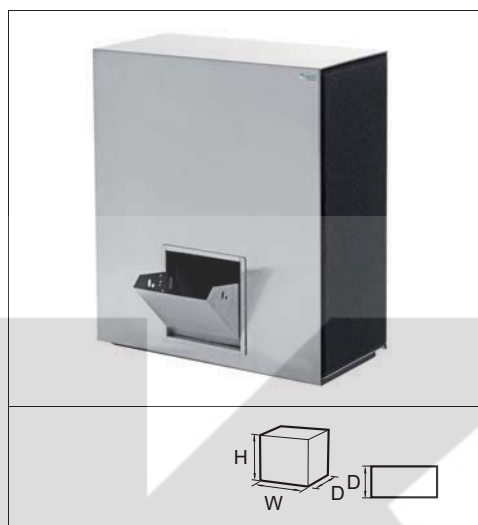
Exchange

Item no.	Type	Model	Dimensions (BxHxD) mm	Filter class compliant with EN1822	Number of filters per air purifier	Comments
204213	Carbon mat filter	Carbon	KFM (253x175x20)	carbon	1	Standard
308007	Main filter	Micretain	PL50EAL (280x195x77-00)	E11	2	Standard
027112	UK plug 230V	UK 50Hz				

* Other filter classes available on request

Air flow m³/h	Energy consumption/W	Noise level dBa	Air purification area m²	System efficiency 0,3-0,4µm (%)
82	42	31	30	>95
119	49	35	50	>95
280	82	41	100	>95

CamCleaner 800



Advantages

- Healthier employees
- Less cleaning
- Lower energy costs
- Reduced environmental impact
- Clean products, fewer operational disruptions

Applications: Air purifiers for all types of indoor environments, for example offices, homes, schools, public environments and where high quality air purification is required. Can be connected to outdoor air.

Power supply: 230 V

Filter: E11 and carbon filter

Installation: Mobile or stationary.

Design: Stainless steel

Last update: 2012-04-25

Item no.	Type	Dimensions (WxHxD) mm	Transport dimensions (WxHxD)mm	Weight kg	Filter included in standard version *
501558	CamCleaner 800 Stainless steel	550x638x263	655x665x365	20	E11/carbon mat

* Other filter classes available on request

Exchange

Item no.	Type	Model	Dimensions (BxHxD) mm	Filter class compliant with EN1822	Number of filters per air purifier	Comments
204212	Carbon mat filter	Carbon	KFM (575x245x25)	carbon	1	Standard
308010	Main filter	Micretain	MXEM (252x610x150-00)	E11	2	Standard
027112	UK plug 230V	UK 50Hz				

* Other filter classes available on request

Air flow m³/h	Energy consumption /W	Noise level dBA	Air purification area m²	System efficiency 0,3-0,4µm (%)
250	101	30	100	>95
347	115	40	140	>95
520	133	47	200	>95
800	182	56	300	>95

As part of our program for continuous improvement, Camfil reserves the right to change specifications without notice.

FILTRER

CamCleaner 2000



Advantages

- Healthier employees
- Less cleaning
- Eliminates tobacco smoke, weld smoke, construction dust, asbestos and particles of all sizes down to ultrafine.
- Reduced environmental impact
- Clean products, fewer operational disruptions
- Lower energy costs

Applications: Air purifier for dusty environments and indoor premises such as warehouses, pharmaceutical facilities, food factories, heavy industry, paper mills, welding workshops, construction sites, laundries, timber facilities, bakeries, packaging production, printing facilities, stables, processing industry and supermarkets. Also suitable in connection with construction, demolition and coating operations. Carbon filter system available as optional accessory.

Power supply: 230 V

Filter: M5, E11

Connection: 2 standard spacers, diameter 160 mm

Installation: Mobile, stationary, on wall or floor

Please note: Carbon filtration option is available

Last update: 2013-03-14

Item no.	Type	Dimensions (WxHxD) mm	Weight kg	Filter included in standard version *
501565	CamCleaner 2000	690x990x380	43	M5/E11

* Other filter classes available on request

Exchange

Item no.	Type	Model	Dimensions (BxHxD) mm	Filter class compliant with EN1822 / EN779:2012	Number of filters per air purifier	Comments
308011	Main filter	Microtain	MXEM (252x752x150-00)	E11	2	Standard
308255	Prefilter with net	Ecopleat G	3GPF (753x250x90)	M5	2	Standard
309497	Prefilter without net	Ecopleat G	3GPF (753x250x90)	M5	2	Standard
027112	UK plug 230V	UK 50Hz				

* Other filter classes available on request

Air flow m ³ /h	Energy consumption/W	Noise level dBA	Air purification area m ²	System efficiency 0,3-0,4µm (%)
500	202	46	200	>95
800	230	53	280	>95
1100	267	58	400	>95
1400	363	68	600	>95

CamCleaner 6000



Advantages

- Healthier employees
- Less cleaning
- Eliminates tobacco smoke, weld smoke, construction dust, asbestos and particles of all sizes down to ultrafine.
- Lower energy costs
- Reduced environmental impact
- Clean products, fewer operational disruptions
- Reduces the average temperature in rooms with high ceilings

Applications: Air purifier for dusty environments and large indoor premises such as pharmaceutical facilities, food factories, heavy industry, paper mills, welding workshops, timber facilities, bakeries, packaging production, printing facilities, stables, processing industry, supermarkets and other specialist applications such as upgrading of clean room environments and other classified assembly environments.

Power supply: 3-phase 380-480V or 1-phase 230V

Frequency: 50Hz

Filter: F7, E11-H13

Fan: Ec fan with adjustable rotation speed and pressure

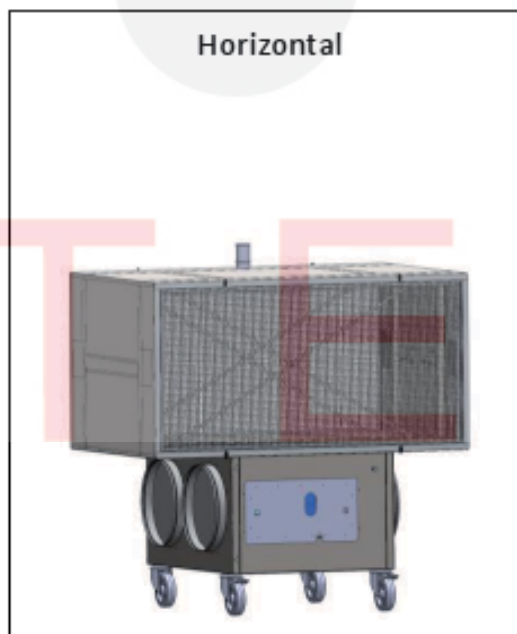
Capacity: 0 - 6000 m³/h

Connection: 4 standard round (diameter 315mm) or 2 standard round (diameter 315mm) and 2 round (diameter 250mm) with sound reduction

Installation: Mobile or stationary, floor, wall or ceiling mounting (with wire or suspension arms). Can be used with Camfil's filter cabinet.

Weight kg: 130,5 including filters

Item no.	Type	Model	Dimension (WxHxD)mm	Filter class compliant with EN1822 / EN779:2012	Number of filters per air purifier
94000001	CamCleaner 6000 230V, 1 phase	Vertical	798x1968x820	F7-H13	4 Pre + 2 Main
94000002	CamCleaner 6000 380-400V, 3 phase	Vertical	798x1968x820	F7-H13	4 Pre + 2 Main
94000003	CamCleaner 6000 230V, 1 phase	Horizontal	1262x1359x829	F7-H13	4 Pre + 2 Main
94000004	CamCleaner 6000 380-400V, 3 phase	Horizontal	1262x1359x829	F7-H13	4 Pre + 2 Main

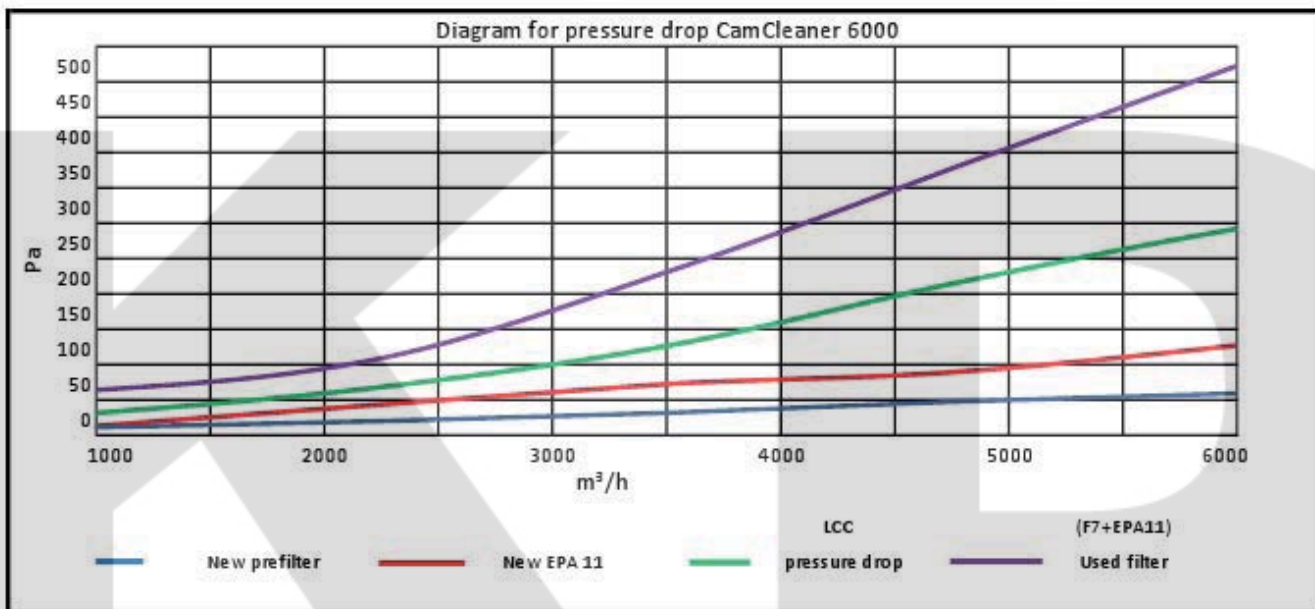


As part of our program for continuous improvement, Camfil reserves the right to change specifications without notice.

Air Cleaners

Technical information and pressuredrop

Airflow m ³ /h	Energy Consumption			m ²	System efficiency(%) Particles 0,3-0,5µm
	SFP	W/(m ³ /h)	dBa		
3000	150W	0,05	52,3	750	99,21
4000	312W	0,08	55,5	1000	98,93
5000	556W	0,11	62	1250	98,89
6000	887W	0,15	67	1500	98,67



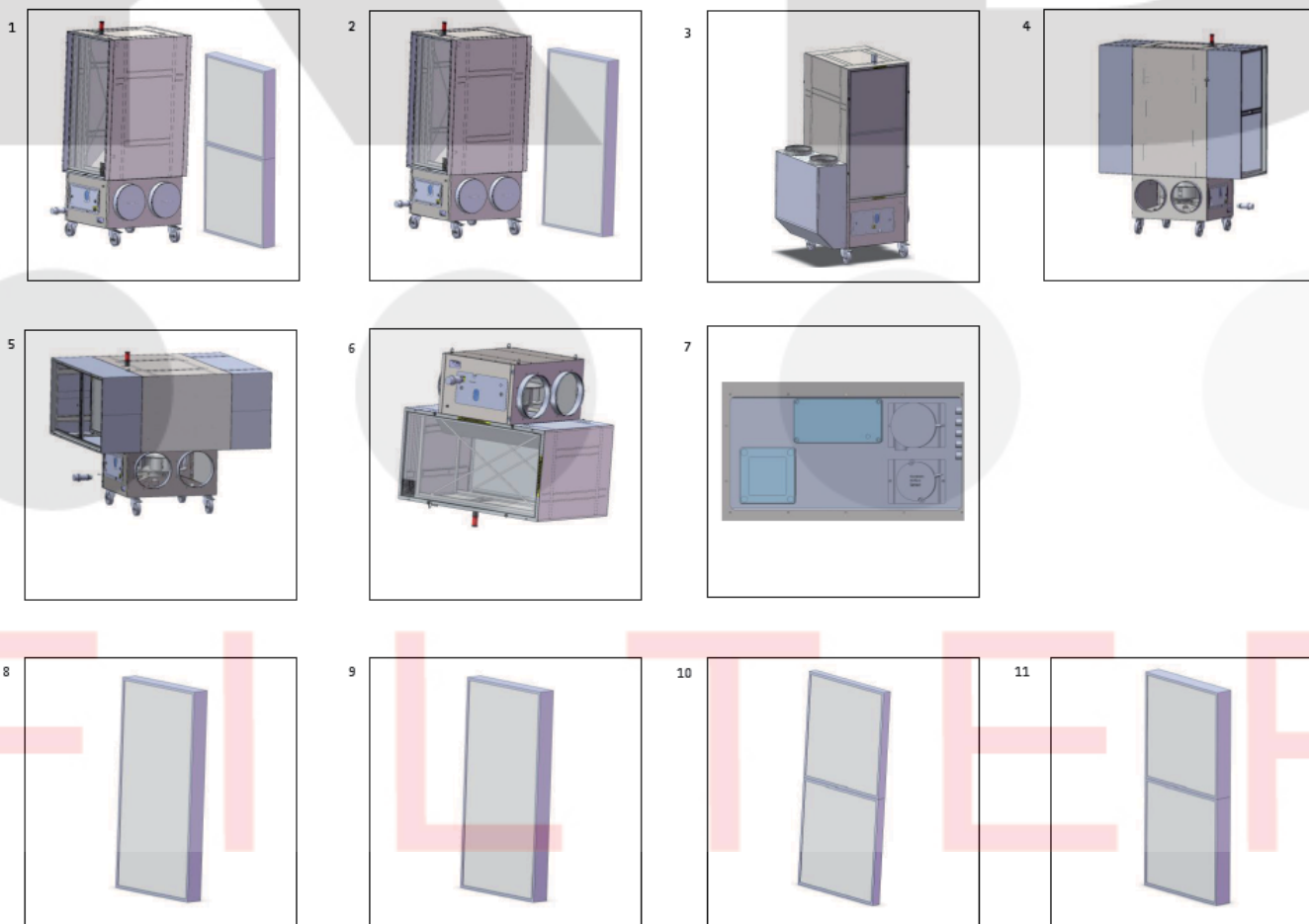
Technical information and pressuredrop

F I L T E R

Air Cleaners

Upgrades /Accessories / Exchange

Art. Nr	Item number	Item Name
Upgrades		
94000008	1	Upgrade prefilter to 97mm Ecopleat
94000009	2	Upgrade mainfilter to Hepa 13
Accessories		
94000005	3	Silencer (vertical)
94000010	4-5	Ext. frame for Bagfilter/Citycarb/City-Flo size 592/592/ max 370-10-25 (delivered without filter)
94000006	6	Eyelets for ceiling mounting (Horizontal)
94000007	7	Constant airflow sensor
Exchange		
	8	MGMM 11-1220X610X100-01
	9	MGM 13-1220X610X100-01/10
	10	Ecopleat F7-610X610X50mm
	11	Ecopleat F7-610X610X97mm
Other filter selection		
		Bagfilter XLT F7 592X592-max 380mm
		CityCarb OPKCC-242412-M6-01PU 592x592x292
		City-Flo HFZS-F7-592/592/380-10-25



As part of our program for continuous improvement, Camfil reserves the right to change specifications without notice.

Camfil information

Pre-Filtration: G3 to G4


Comfort filters: M5 to F9

EPA/HEPA/ULPA Filters: E10 to U17

Molecular filtration

Housings & Frames

CamCleaner 30000



Advantages

- Healthier employees
- Less cleaning
- Effective in large areas, such as large ware houses and industry.
- Reduces average ambient temperature in large rooms
- Can also be used in climate chambers with heating and cooling functions
- Can be connected to duct systems and textile diffusers.
- Made of sound absorbing Isolamin material, easy to attach connections to
- Available with motors from 5.5 kW to 11 kW
- Built-in lifting device for trucks
- Supplied with wheels as standard

Applications: Very powerful air purifier controlled with constant airflow or steard by 0-10V. For large production facilities, construction sites, very dusty environments, pharmaceutical industry, food industry, printing factories, animal stables, processing plants and indoor environments with high Air quality requirements.

Power supply: 3-phase 400 V, 50 Hz

Fan: FreVent fan 5,5 kW motor as standard.

Connection: PG strips or round sleeve coupling. Can be installed in double pallet racking system.

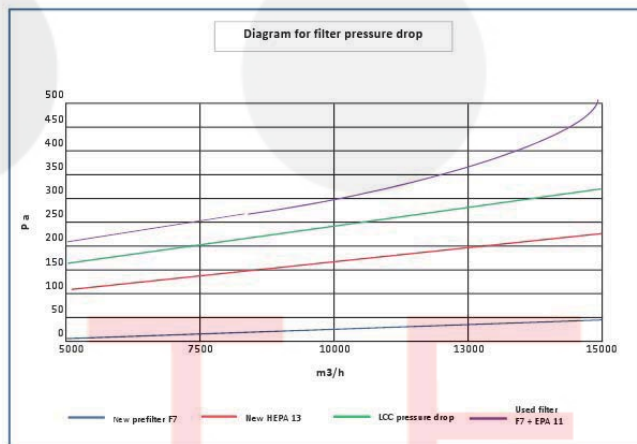
Installation: Mobile or stationary. Wheels supplied for floor installation. Can be installed in double pallet racking system.

Weight: 1170 kg, including filters

Item number	Type	Dimensions (WxHxD) mm	Filter class according to EN1822 / EN779:2012	Weight kg	Number of filters per Air purifier
501552	CamCleaner 30000	3035x2172x1320	F7 - H13	1170	6 Pre + 3 Main

* Other filter classes available on request

Airflow m³/h	energy consumption	SFP W/(m³/h)	dBA	m²	System efficiency (%) Particles 0,3-0,5µm
10 000	899 W	0,09	52,3	2 500	99,97
13 000	1491 W	0,11	55,5	3 250	99,95
15 000	2058 W	0,14	62	3 750	99,93




Exchange

Item no.	Type	Model	Dimensions (BxHxD) mm	Number of filters per air purifier	Remarks
308333	Main filter	MEGAFLO	MFS (1205x565x292)	3	Standard
610165	Prefilter	Hi-Flo XLT	HFGP (592x592x640)	6	Standard

* Other filter classes available on request



30/30 GT



Advantages

- High mechanical strength
- Rigid, water resistant cardboard frame
- Large media surface
- Unique radial pleat design
- Bonded into case to eliminate air bypass
- Compact

Application: Suitable for most areas
Type: Panel filter
Frame: Rigid water resistant beverage board
Media: Blended cotton and polyester
Others: Different clips available for mounting combination
EN779:2012 efficiency: G4
ASHRAE 52.2.2007 filter class: MERV 8
Recommended final pressure drop: 250 Pa / 1.0"wg
Temperature: 70° C / 158° F max. operating temperature




Width	Height	Depth	Filter class	Air Flow m³/h	Pressure drop	Media area m²	Volume m³	Weight kg
592	592	95	G4	3400	34	2,5	0,040	1,50

As part of our program for continuous improvement, Camfil reserves the right to change specifications without notice.

FILTER

CamClose



Advantages

- Pre-filter for extended service intervals
- Downstream pleat separators
- Can be fitted directly to a final filter
- Optimal coalescing performance

Application: For humid conditions, ideal for tropical or coastal installations.

Type: Panel filter.

Frame: Injection moulded plastic.

Media: Synthetic, wire backed (G4) or synthetic pleated (M6).

EN779:2012 efficiency: G4, M6,

ASHRAE 52.2.2007 filter class: MERV 7.

Recommended final pressure drop: 400 Pa / 1.6"wg.

Temperature: 70° C / 158° F max. operating temperature.



Width	Height	Depth	Filter class	Air Flow m ³ /h	Pressure drop	Media area m ²	Volyme m ³	Weight kg
592	592	130	G4	3400	111	2,6	0,060	2,50
592	592	130	M6	3400	81	12	0,060	4,30

F I L T E R

Cam-Flo XMGT



Advantages

- Non discharging synthetic media
- Maximum surface use
- High mechanical strength
- Incinerable bags
- High dust holding capacity = long life
- Recommended choice for pre-filtration

Application: Installations exposed to turbulence and/or recurrent high humidity.

Type: Bag filter.

Frame: Galvanized steel.

Media: Synthetic fiber.

Gasket: Neoprene.

Others: Available in reinforced version, with glued turbine lists.

EN779:2012 efficiency: M6, F7, F9.

ASHRAE 52.2.2007 filter class: Eq. to MERV 12, 13, 15.

Recommended final pressure drop: 450 Pa / 1.8"wg.

Temperature: 70° C / 158° F max. operating temperature.



Model	Width	Height	Depth	Filter class	Air Flow m³/h	Pressure drop	Number of pockets	Media area m²	Volyme m³	Weight kg	Initial eff. %	ME %*	Energy class*	kWh/year*
Cam-Flo XMGT	592	592	640	M6	3400	60	10	7,5	0,060	3,00	26	21,0	C	1 047
Cam-Flo XMGT	592	592	640	F7	3400	90	10	7,5	0,060	3,00	60	58,0	A	1 120
Cam-Flo XMGT	592	592	640	F9	3400	106	10	7,5	0,060	3,00	72	71,0	A	1 317

* ME%: Minimum efficiency ref. to EN779:2012


* Energy Consumption, kWh/year: Calculated according to Eurovent Guideline 4/11

* Energy class: Calculated according to Eurovent

As part of our program for continuous improvement, Camfil reserves the right to change specifications without notice.

FILTER

Cam-Flo XLGT



Advantages

- Non discharging synthetic media
- Maximum surface use
- High mechanical strength
- Incinerable bags
- High dust holding capacity = Long life
- Recommended choice for pre-filtration

Application: Installations exposed to turbulence and/or recurrent high humidity.

Type: Bag filter.

Frame: Plastic.

Media: Synthetic multi layer media.

Gasket: Continuous PU or Neoprene.

EN779:2012 efficiency: M6, F7, F9.

ASHRAE 52.2.2007 filter class: Eq. to MERV 12, 13, 15.

Recommended final pressure drop: 450 Pa / 1.8"wg.

Temperature: 70° C / 158° F max. operating temperature.



Model	Width	Height	Depth	Filter class	Air Flow m³/h	Pressure drop	Number of pockets	Media area m²	Volume m³	Weight kg	Initial eff. %	ME %*	Energy class*	kWh/year*
Cam-Flo XLGT	592	592	640	M6	3400	60	10	7,5	0,060	3,00	26	21,0	C	1 047
Cam-Flo XLGT	592	592	640	F7	3400	90	10	7,5	0,060	3,00	60	58,0	A	1 120
Cam-Flo XLGT	592	592	640	F9	3400	106	10	7,5	0,060	3,00	72	71,0	A	1 317

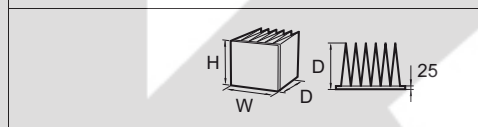
* ME%: Minimum efficiency ref. to EN779:2012

* Energy Consumption, kWh/year: Calculated according to Eurovent Guideline 4/11

* Energy class: Calculated according to Eurovent

F I L T E R

Cam-Flo GT X7



Advantages

- Non discharging synthetic media
- Maximum surface use
- High mechanical strength
- Incinerable bags
- High dust holding capacity
- Designed for high velocity applications

Application: Installations exposed to turbulence and/or recurrent high humidity. High velocity applications.

Type: Bag filter.

Frame: Stainless steel, AISI 316.

Media: Synthetic.

Others: Other sizes and variants on request.

EN779:2012 efficiency: F8.

ASHRAE 52.2.2007 filter class: MERV 14.

Recommended final pressure drop: 875 Pa / 3.5"wg.

Temperature: 70° C / 158° F max. operating temperature.



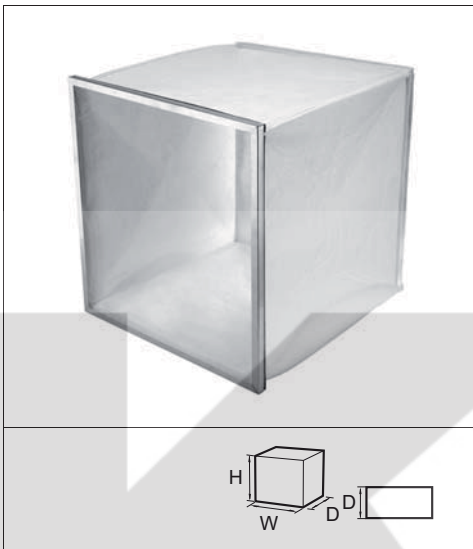
Model	Width	Height	Depth	Filterclass	AirFlowm ³ /h	Pressure drop	Number of pockets	Media area m ²	Volyme m ³	Weight kg	Initialeff.%	ME %*
GT X7	618	577	600	F7	4250	103	10	7,2	0,900	5,50	52	45,0

* ME%: Minimum efficiency ref. to EN779:2012
 * Energy Consumption, kWh/year: Calculated according to Eurovent Guideline 4/11
 * Energy class: Calculated according to Eurovent

As part of our program for continuous improvement, Camfil reserves the right to change specifications without notice.

FILTER

CamCube



Advantages

- Allows on-line filter replacement
- Extends filter life
- Reduced overall TCO

Application: High velocity air inlet systems. Typical coastal and offshore environments.

Type: Bag filter.

Frame: Galvanized steel; AISI 316.

Media: Synthetic fiber.

Others: Designed for use in combination with Cam-Flo XMGT.

EN779:2012 efficiency: G4.


ASHRAE 52.2.2007 filter class: MERV 7.

Temperature: 70° C / 158° F max. operating temperature.

Width	Height	Depth	Header	Media Area m ²
618	577	630	20	1,7



Hi-Cap GT



Advantages

- High dust holding capacity
- Resistant media
- Tapered pockets
- Low pressure drop
- Incinerable bags

Application: Installations exposed to turbulence and/or recurrent high humidity.

Type: Bag filter.

Frame: Plastic (XLS & XLT) or Metal (HC-66).

Media: Synthetic fiber media.

Gasket: Continuous PU or Neoprene

EN779:2012 efficiency: G4

ASHRAE 52.2.2007 filter class: MERV 7

Recommended final pressure drop: 250 Pa / 1.0"wg

Temperature: 70° C / 158° F max. operating temperature

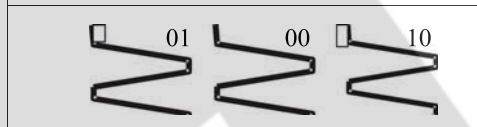
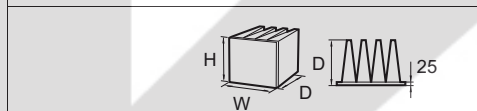


Model	Weight	Height	Depth	Filter Class	Air Flow m³/h	Pressure drop	Number of pockets	Media area m²	Volume m³	Weight kg
Hi-Cap	592	592	580	G4	3400	35	6	4,1	0.060	2,0
Hi-Cap	592	592	195	G4	3400	45	6	1,8	0.060	1,6
Hi-Cap XLS4	592	592	520	G4	3400	35	6	3,7	0.060	1,2

As part of our program for continuous improvement, Camfil reserves the right to change specifications without notice.

FILTER

CamGT 4V-300



Advantages

- Ensures water drainage
- High filtration efficiency
- Low pressure drop also in wet conditions
- Resistant to turbulence and extreme pressure drop
- Easy mounting
- Meets the industry's latest and most stringent standards
- Water resistant media

Application: All installations where safety/reliability is important.

Type: Compact pleated filter.

Frame: Injection moulded plastic part.

Media: Pleated Glass fiber media.

Others: Also available in reverse flow version, half size version and 3/4 size version.

EN779:2012 efficiency: F7, F8, F9.

EN1822:2009 efficiency: E10, E11, E12.

ASHRAE 52.2:1999 filter class: MERV 13, 14, 15, 16.

Recommended final pressure drop: 600 Pa / 2.4"wg.

Temperature: 70° C / 158° F max. operating temperature.

Fire rating: Also available with DIN4102 class b2 rating.

Burst strength: >6250 Pa in continuous operation

Model	Width	Height	Depth	Filterclass	Air Flow m ³ /h	Pressure drop	Media area m ²	Volyme m ³	Weight kg	Initial eff. %	MPPS %	ME %*
4V300	592	592	290	F7	4250	120	19	0,11	8,5	55		55,0
4V300 XL	592	592	290	F7	4250	112	26	0,11	8,5	55		55,0
4V300	592	592	290	F8	4250	130	19	0,11	8,5	70		70,0
4V300 XL	592	592	290	F8	4250	119	26	0,11	8,5	70		70,0
4V300	592	592	290	F9	4250	163	19	0,11	8,5	81		81,0
4V300 XL	592	592	290	F9	4250	152	26	0,11	8,5	81		81,0
4V300	592	592	290	E10	4250	196	29	0,11	8,5		93	
4V300	592	592	290	E11	4250	215	29	0,11	8,5		95,3	
4V300	592	592	290	E12	4250	300	30	0,11	8,5		99,8	

* ME%: Minimum efficiency ref. to EN779:2012


Next generation!

Look out for the new industry-leading product - our new CamGT 3V-600

Available from June 2013.

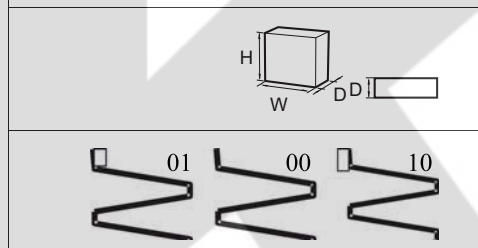
Visit www.camfil.com/ps for more info.

Characteristics: Lowest air resistance on the market, stable efficiency, longest life time, most reliable, leakage free and mega strong!



As part of our program for continuous improvement, Camfil reserves the right to change specifications without notice.

CamGT Box Type Green II



Advantages

- Ensures water drainage
- High filtration efficiency
- Low pressure drop also in wet conditions
- Resistant to turbulence and extreme pressure drop
- Easy mounting
- Water resistant media

Application: All installations where safety/reliability is important.

Type: Compact pleated filter.

Frame: Injection moulded plastic part.

Media: Glas fiber.

Others: Profile placed at 292 mm depth for clamping, i.e for fastener spring type C-80.

EN779:2012 efficiency: F7, F8, F9.

EN1822:2009 efficiency: E10.

ASHRAE 52.2.2007 filter class: MERV 13, 14, 15, 16.

Recommended final pressure drop: 600 Pa / 2.4"wg.

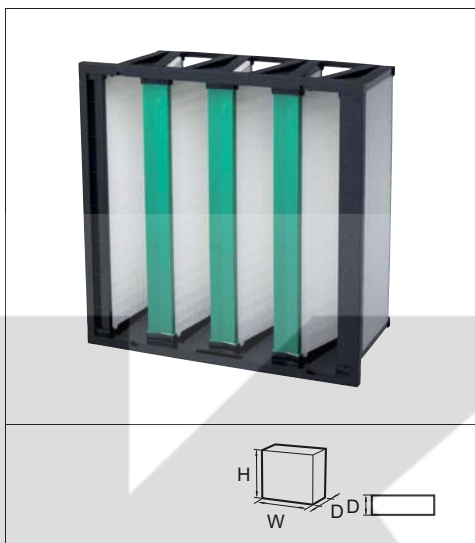
Temperature: 70° C / 158° F max. operating temperature.

Model	Width	Height	Depth	Filteclass	AirFlowm ³ /h	Pressure drop	Media area m ²	Volyme m ³	Weight kg	Initial eff. %	MPPS %	ME %*
	592	592	315	F7	4250	116	19	0,11	7,6	60		60,0
	592	592	315	F8	4250	141	19	0,11	7,6	72		72,0
	592	592	315	F9	4250	148	19	0,11	7,6	81		81,0
	592	592	315	E10	4250	214	19	0,11	7,6	88		87,5
XL	592	592	315	F7			22	0,11	7,6	60		60,0
XL	592	592	315	F8			22	0,11	7,6	72		72,0
XL	592	592	315	F9			22	0,11	7,6	81		81,0
XL	592	592	315	E10			22	0,11	7,6		88	

* ME%: Minimum efficiency ref. to EN779:2012

As part of our program for continuous improvement, Camfil reserves the right to change specifications without notice.

Opakfil GT/GTX



Advantages

- Low pressure drop
- Large filter area
- Easy mounting
- 100% incinerable
- Heavy duty construction
- Aerodynamic construction

Application: For dry areas, where high humidity and hygroscopic dust are less occurring.

Type: Compact pleated filter.

Frame: Injection moulded plastic part.

Media: Glas fiber.

EN779:2012 efficiency: F7, F8, F9

EN1822:2009 efficiency: E10

ASHRAE 52.2.2007 filter class: MERV 13, 14, 15, 16

Recommended final pressure drop: 600 Pa / 2.4"wg

Temperature: 70° C / 158° F max. operating temperature



Model	Width	Height	Depth	Filterclass	Air Flow m ³ /h	Pressure drop	Media area m ²	Volyme m ³	Weight kg	Initial eff. %	MPPS %	ME %*
GT	592	592	292	F7	4250	110	19	0,11	7,0	52		52,0
GT	592	592	292	F8	4250	114	19	0,11	7,0	59		58,0
GT	592	592	292	F9	4250	153	19	0,11	7,0	80		80,0
GT	592	592	292	E10	4250	230	19	0,11	7,0		87	
GTX	592	592	315	F7	4250	100	19	0,11	7,0	52		52,0
GTX	592	592	315	F8	4250	130	19	0,11	7,0	59		58,0
GTX	592	592	315	F9	4250	160	19	0,11	7,0	80		80,0
GTX	592	592	315	E10	4250	230	19	0,11	7,0		87	

* ME%: Minimum efficiency ref. to EN779:2012

GT Header 25mm

GTX Header 20mm

F I L T E R

Turbopac



Advantages

- Flanges on one or both sides
- Media pack protected by face guards
- Rigid design
- Water repellent media
- High dust holding capacity = long life

Application: For most gas turbine applications.

Type: Compact pleated filter.

Frame: Galvanized steel.

Media: Water repellent microfine glass fibers.

Construction: Deep pleated with aluminum separators.

EN779:2012 efficiency: M6, F8, F9.

ASHRAE 52.2.2007 filter class: MERV 12, 14, 15.

Recommended final pressure drop: 450 Pa / 1.8"wg.

Temperature: 70° C / 158° F max. operating temperature.

Model	Width	Height	Depth	Filter class	Air Flow m ³ /h	Pressuredrop	Media area m ²	Volyme m ³	Weight kg	Initial eff. %	ME %*	Energy class*	kWh/year*
60 std	594	594	295	M6	3400	119	9,3	0,10	8,2	30	30,0	G	2864
60 XL	594	594	295	M6	3400	127	11,8	0,10	8,2	30	30,0		
90 std	594	594	295	F8	3400	162	9,5	0,10	8,2	68	66,0	D	2426
90 XL	594	594	295	F8	3400	156	11,8	0,10	8,2	68	66,0		
95 XL	594	594	295	F9	3400	185	16,1	0,10	8,7	72	71,0	B	2339

* ME%: Minimum efficiency ref. to EN779:2012

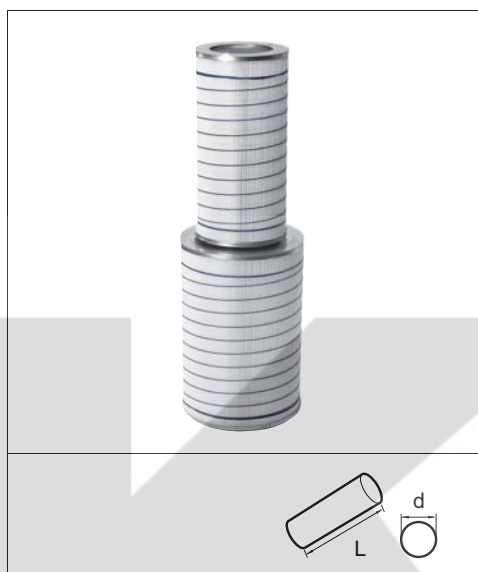
* Energy Consumption, kWh/year: Calculated according to Eurovent Guideline 4/11

* Energy class: Calculated according to Eurovent

As part of our program for continuous improvement, Camfil reserves the right to change specifications without notice.

FILTER

Campulse GTC



Advantages

- Patented HemiPleat™ technology- proven open pleat solution
- New synthetic media
- Non discharging F9
- Water resistant media
- Improved dust release
- 2 in 1 package - saves space & money for opt. logistics
- Optimal ability to handle daily fog and humidity

Application: For humid/desert/dry/ heavy dust load areas.

Type: Single stage pulse cleaning cartridges.

End caps: Galvanized, stainless steel or powder coated.

Media: Synthetic.

Others: Our recommended choice for one-stage self cleaning air intake systems. Also available in other sizes and/or in Tenkay version.

EN779:2012 efficiency: F9.

ASHRAE 52.2.2007 filter class: MERV 16.

Temperature: 70° C / 158° F max. operating temperature.



HEMI PLEAT®



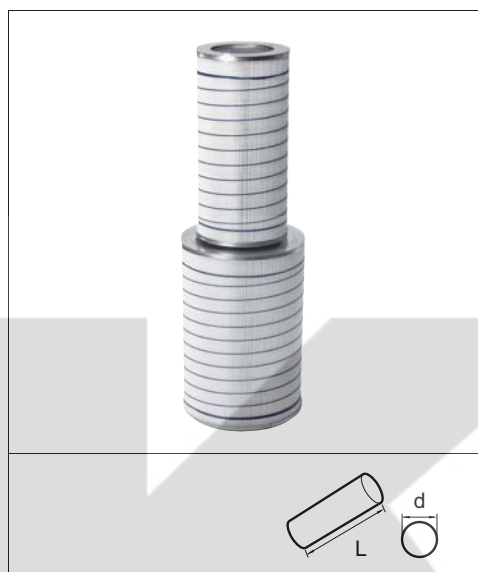
Model	Pleat	Length 1	Diameter 1	Length 2	Diameter 2	Filter class	AirFlow m³/h	Pressure drop	Media area m²	Volyme m³	Weight kg	Initial eff. %	ME %*
CyCy*	HemiPleat	660	324	660	445	F9	2500	142	34,7	0,15	12,0	75	74,0
CoCy**	HemiPleat	660	324	660	445	F9	2500	157	34,7	0,15	12,0	75	74,0

* CyCy = Large Cylindrical, Small Cylindrical

**CoCY= Large Conical, Small Cylindrical

F I L T E R

Campulse GTD



Advantages

- Patented HemiPleat™ technology- proven open pleat solution
- New synthetic media
- Non discharging F9
- Improved dust release
- Water resistant
- 2 in 1 package - saves space & money for opt. logistics

Application: For desert/dry/ heavy dust load areas.

Type: Single stage pulse cleaning cartridges.

End caps: Galvanized, stainless steel or powder coated.

Media: Synthetic.

Other: Available in other sizes on request, also available in Tenkey design.

EN779:2012 efficiency: F9.

ASHRAE 52.2.2007 filter class: MERV 16.

Other: Tested according to ARAMCO spec. 32-SAMSS-008.

Temperature: 70° C / 158° F max. operating temperature.



Model	Pleat	Length 1	Diameter 1	Length 2	Diameter 2	Filter class	AirFlow m³/h	Pressure drop	Media area m²	Volyme m³	Weight kg	Initial eff. %	ME %*
CyCy	HemiPleat	660	324	660	445	F9	2500	160	34,7	0,15	13,0	88	75,0
CoCy	HemiPleat	660	324	660	445	F9	2500	175	34,7	0,15	13,0	88	75,0

* CyCy = Large Cylindrical, Small Cylindrical
 **CoCY= Large Conical, Small Cylindrical

As part of our program for continuous improvement, Camfil reserves the right to change specifications without notice.

FILTER

CamPulse GT Polytech HE



Advantages

- Patented HemiPleat™ technology- proven open
- Water repellent media protected by metal liners
- Each filter set is shipped together in one carton
- Galvanized metal finish
- Self-cleaning air filter cartridges
- Improved air distribution
- Suitable also in high humidity conditions
- Suitable as prefilter for filter class E10, E12
- Increased air to cloth ratio thanks to Hemi-Pleat™ technology.

Application: For desert/dry/ heavy dust load areas.

Type: Single stage pulse cleaning cartridges.

Caps: Galvanized steel, optional material.

Media: PolyTech HE (alt. blended PolyTech M6).

EN779:2012 efficiency: F7, Average efficiency 0,4 µm = > 95%.

ASHRAE 52.2.2007 filter class: MERV 16.

Temperature: 70° C / 158° F max. operating temperature.

Model	Pleat	Length 1	Diameter 1	Length 2	Diameter 2	Filter class	AirFlow m³/h	Pressure drop	Media area m²	Volyme m³	Weight kg	Initial eff. %	ME %*
CyCy	HemiPleat	660	324	660	445	F7	2500	140	34,7	0,15	12,8	94	35,0
CoCy	HemiPleat	660	324	660	445	F7	2500	165	34,7	0,24	12,8	94	35,0

* CyCy = Large Cylindrical, Small Cylindrical
 **CoCY= Large Conical, Small Cylindrical



Campulse EF



Advantages

- Self-cleaning air filter cartridges
- High filtration efficiency
- Effective dust holding capacity
- Built-in structural strength
- Galvanized metal finish
- Media protected by metal liners

Application: Desert and arctic environments.

Type: Single stage pulse cleaning cartridges.

Caps: Galvanized steel.

Media: Blended cellulose/synthetic.

EN779:2012 efficiency: M6 -F9 filter grades available on request.

ASHRAE 52.2.2007 filter class:

Temperature: 70° C / 158° F max. operating temperature.

Holding frames:

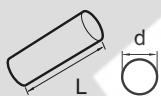
Fire rating: Available according to DIN 4102-b2.

Model	Pleat	Length 1	Diameter 1	Length 2	Diameter 2	Filter class	AirFlow m³/h	Pressure drop	Number of pockets	Media area m²	Volyme m³	Weight kg	Initial eff. %	ME %*
CoCy	Dimple	660	324	660	445	M6	2500	190		46	0,24	13,5	15	15,0

As part of our program for continuous improvement, Camfil reserves the right to change specifications without notice.

F I L T E R

Tenkay GTC/GTD/PolyTech HE



Advantages

- Self-cleaning air filter cartridges
- Suitable also in high humidity conditions
- Galvanized metal finish
- Water repellent media protected by metal liners
- Improved air distribution
- Patented HemiPleat™ technology - proven open pleat solution
- Increased air to cloth ratio thanks to HemiPleat™ technology

Application: For desert/dry/ heavy dust load areas

Type: Single stage pulse cleaning cartridges

Caps: Galvanized steel, optional material

Media: PolyTech HE, GTC Synthetic

EN779:2012 efficiency: F7, F9

ASHRAE 52.2.2007 filter class: PolyTech HE MERV 16, GTC/GTD MERV 15

Temperature: 70° C / 158° F max. operating temperature

Type	Model	Pleat	Width	Height	Depth	Filter class	Air Flow	Pressure drop	Media area m ²	Volume	Weight	Initial	ME
PolyTech HE	Standard 34"	HemiPleat	362	864	406	F7	1150	147	16,5	0,14	8,6	94	35
PolyTech HE	GoldCone 34"	HemiPleat	362	864	406	F7	1150	182	22,7	0,14	9,5	94	35
GTC	Standard 34"	HemiPleat	362	864	406	F9	1150	115	16,5	0,14	8,6	75	74
GTC	GoldCone 34"	Hemipleat	362	864	406	F9	1150	160	22,7	0,14	9,5	75	74
GTD	Standard 34"	HemiPleat	362	864	406	F9	1150	145	16,5	0,14	8,6	88	75
GTD	GoldCone 34"	HemiPleat	362	864	406	F9	1150	180	22,7	0,15	9,5	88	75

* ME%: Minimum efficiency ref. to EN779:2012

F I L T E R

Gold Series®



Advantages

- High collector efficiency using HemiPleat cartridges
- Customised for Original Equipment Manufacturers (OEM)
- Up to 25% smaller
- Easy to install and maintain
- Simple cartridge replacement using quick release cam bars
- Modular design for optimum flexibility

Application: Gold Series cartridge dust and fume collectors may be used for a wide range of pollution control and product recovery applications including: Blasting, Chemical Processing, Fiberglass and FRP, Food Processing, Laser/Plasma Cutting, Paper Scrap, Rubber Grinding, Seed Processing, Solar Panel Fabrication, Thermal Spray and more.


Type: Pulse cleaning, cartridge based dust collector with high performance filter elements. Cleaning is accomplished by pulse waves that emanate from the centre of the filter providing enhanced cleaning for a more efficient operation.

Construction: Strong modular construction using 4.5mm carbon steel for the frame and 3.4mm carbon steel for the doors, hopper and panels.

Finish: As standard in a green, durable, corrosion resistant powder coated finish. Alternative construction and colours are also available.

Options: A wide variety of options are available including: Explosion Venting, Special Inlet Designs, BIBO (bag in-bag out) for Pharmaceutical Applications, Custom Colours, Stainless Steel Construction, Alternative Hopper Designs etc. please contact us with your specific requirements.

Cartridges: Vertically mounted to shed dust readily for efficient cleaning and longer service life. High filtration efficiency meeting the 5 mg/m³ or less emissions required to re-circulate the air back into the work place on non hazardous dusts.



As part of our program for continuous improvement, Camfil reserves the right to change specifications without notice.

Industrial Dust Extractors

Features

- Modular design for optimum flexibility—have it your way fast!
- Each module accommodates airflows up to 8,500 m³/h
- Module constructed of 4.5mm thick carbon steel
- Door, hopper, inlet and panels are all 3.4mm thick
- Powder painted for unsurpassed corrosion resistance
- Component configurations are virtually unlimited
- Vertical design of cartridges enables efficient pulse cleaning of dust

Easy Maintenance


Simple, quick-open heavy gauge door(s) provide access to a super-fast cartridge change-out system that does not require entry into the collector. The door is fully reversible for access from either side and has an exclusive lock-out feature for worker safety.

Easy Access Door

- No knobs to lose or drop
- No threads to bind
- Mechanically attached seal
- Heavy 3.4mm thick construction

Easy Change-out

Gold Cone cartridge with patented cambar action that positively seals the cartridges without using threads or knobs.



As part of our program for continuous improvement, Camfil reserves the right to change specifications without notice.

Gold Series® Camtain



Application: The Gold Series® Camtain™ is used in a wide range of pharmaceutical applications including tablet presses, coating, fluid bed and spray drying, blending, granulation and general ventilation.

Type: Pulse cleaning, cartridge based dust collector with high performance filter elements. Cleaning is accomplished by pulse waves that emanate from the centre of the filter providing enhanced cleaning for a more efficient operation.

Construction: Strong modular construction using 4.5mm carbon steel for the frame and 3.4mm carbon steel for the doors, hopper and panels.

Finish: As standard for Camtain units in a white, durable, corrosion resistant powder coated finish. Alternative construction and colours are also available.

Options: A wide variety of options are available including: BIBO (bag in-bag out) for Pharmaceutical Applications, Explosion Venting, Special Inlet Designs, Custom Colours, Stainless Steel Construction, Alternative Hopper Designs etc. please contact us with your specific requirements.

Cartridges: Vertically mounted to shed dust readily for efficient cleaning and longer service life. High filtration efficiency meeting the 5 mg/m³ or less emissions required to re-circulate the air back into the work place on non hazardous dusts.

Features

- Safe-change containment systems are available for both the filter cartridges and discharge system underneath the collector.
- The cartridge change utilizes the safe change filter replacement method while the discharge uses continuous liner technology.
- The Gold Series Camtain is perfect for high efficiency filtration in pharmaceutical manufacturing processes where recovery of the product is not required.
- The only dust collector that is potent compound surrogate tested for validated performance verification. Test report available upon request.



Surrogate tested bag-in/bag-out safe change option available.



As part of our program for continuous improvement, Camfil reserves the right to change specifications without notice.

Zephyr III Portables



Advantages

- Ideal for industrial process contamination, source capture, and for plants requiring periodic dust collection at various locations.
- Complete unit- plug it in and start collecting dust and fumes.
- Portable
- The only thing you need to supply is the electrical feed and compressed air line.

Application: The Zephyr is a portable air cleaner for capturing welding fumes, grinding dusts, dry dusts, and soldering fumes, and other airborne particles. Not suitable for explosive dusts & solvent fumes.


Features

- Roll out dust drawer.
- Quick clamp cartridge sealing/removal.
- Exterior arm adjustments.
- Heavy duty fume arm is obstruction free inside.
- Easy, 360° hood positioning.
- 1200 m³/h at the capture hood.
- Three stage filtration:
 - Primary spark trap
 - Gold Cone® HemiPleat®
 - Carbon after filter for ozone only
- Large wheels with swivels and brakes for ease in moving and positioning.
- Tough powder coated surface finish inside and outside.
- Venturi assisted pulse cleaning, manually activated.
- Dust drawer grid minimizes dust re-entrainment.
- 110v/ 1ph/ 50 Hz, 1.1 kW motor
- (16 amp circuit required) - UK
- 400v/ 3ph/ 50 Hz, 1.5 kW motor - Europe
- Thermal overload in motor starter switch.
- 7.5 m extension cord.
- The only thing you need to supply is the electrical feed and compressed air line.



As part of our program for continuous improvement, Camfil reserves the right to change specifications without notice.

HemiPleat® Gold Cone®



Application: Air Pollution Control filter cartridge to collect dust, fumes and/or oil mist in many different industrial applications and processes

Execution: Please refer to extended HemiPleat Gold Cone data sheet

Media: PolyTech™ - HemiPleat Green

Media: PolyTech™ - HemiPleat Fire Retardant

Media: PolyTech™ - HemiPleat Carbon

Media: PolyTech™ - HemiPleat eXtreme Green

Media: PolyTech™ - HemiPleat eXtreme Fire Retardant

Media: PolyTech™ - HemiPleat eXtreme Carbon

Media: PolyTech™ - HemiPleat Synthetic

Media: PolyTech™ - HemiPleat eXtreme Synthetic

Media: PolyTech™ - HemiPleat Hi-Efficiency

Media: PolyTech™ - HemiPleat Hi-Efficiency FR

Media: PolyTech™ - HemiPleat Hi-Efficiency Carbon

Gasket: Pour-in-place one piece gasket

Separator: HemiPleat Separator Technology

Potting component: Polyurethane

Cage: Internal GV support cage

Efficiency: 99.99% on 0.5 micron and larger particles by weight

Filter Class: M

Temperature / Humidity: 70°C Operating, 82°C Surge

Media Type	P/N	Model Number	Filter Class	Dimensions (DxL) mm	Media area m2
HemiPleat Green	325325001	GS-GR-325	M	380x1000	30.2
HemiPleat Fire Retardant	325325002	GS-FR-325	M	380x1000	30.2
HemiPleat Carbon	325325003	GS-CB-325	M	380x1000	30.2
HemiPleat eXtreme Green	325325004	GS-XG-325	M	380x1000	30.2
HemiPleat eXtreme Fire Retardant	325325005	GS-XF-325	M	380x1000	30.2
HemiPleat eXtreme Carbon	325325006	GS-XC-325	M	380x1000	30.2
HemiPleat Synthetic	325325007	GS-SY-325	M	380x1000	30.2
HemiPleat eXtreme Synthetic	325325008	GS-XS-325	M	380x1000	30.2
HemiPleat Hi-Efficiency	325325009	GS-HG-325	M	380x1000	30.2
HemiPleat Hi-Efficiency FR	325325010	GS-HF-325	M	380x1000	30.2
HemiPleat Hi-Efficiency Carbon	325325011	GS-HC-325	M	380x1000	30.2


- Featuring an injection molded inner cone in the center of the cartridge, cleaning is accomplished by pulse waves that emanate outward from this inner cone providing enhanced cleaning for more efficient operation, longer cartridge life and reduced service requirements.

- The new PolyTech™ media is the most advanced pulse-cleaned media ever made, and now comes standard with a moisture resistant treatment for high humidity resistance.

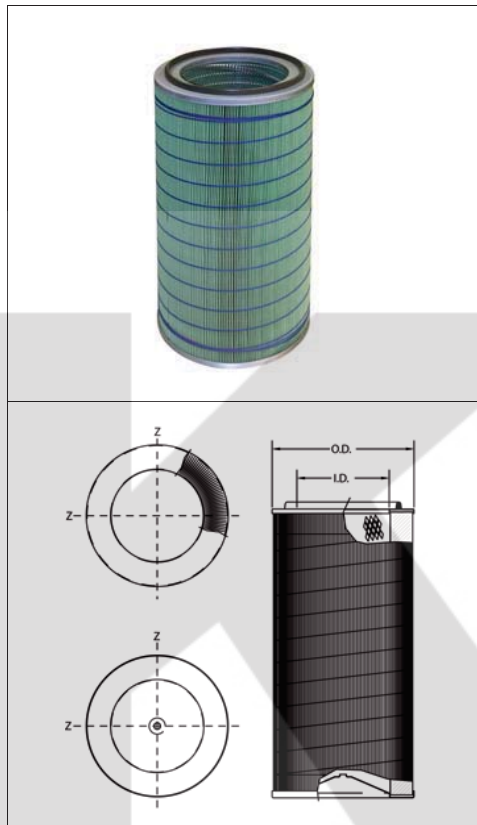
- Continuous double seal gaskets give added insurance against leaks. No other filter design gives you a double seal barrier.

- The separation beads, NOT the media beads, contact the inner cage, protecting the media from frictional damage.

- The HemiPleat separator bead opens up the pleats uniformly, allowing more effective cleaning and lower pressure drop.



HemiPleat® Retrofit



Advantages

- Camfil Pleat Separator Technology
- Low Pressure Drop
- Extended Filter Life
- High Filtration Efficiency
- 80/20 PolyTech™ media
- Pour in place one piece gasket
- Broad design portfolio

Application: Air Pollution Control filter cartridge to collect dust, fumes and/or oil mist in many different industrial applications and processes

Execution: Please refer to HemiPleat Retrofit data sheet

Media: PolyTech™ - HemiPleat Green

Media: PolyTech™ - HemiPleat Carbon

Media: PolyTech™ - HemiPleat Fire Retardant

Media: PolyTech™ - HemiPleat Hi-Efficiency

Media: PolyTech™ - HemiPleat Hi-Efficiency FR

Media: PolyTech™ - HemiPleat eXtreme Fire Retardant

Media: PolyTech™ - HemiPleat eXtreme Green

Media: PolyTech™ - HemiPleat Synthetic

Media: PolyTech™ - HemiPleat eXtreme Synthetic

Media: PolyTech™ - HemiPleat Hi-Efficiency Carbon

Media: PolyTech™ - HemiPleat eXtreme Carbon

Gasket: Urethane pour-in-place one piece gasket

Separator: HemiPleat Separator Technology

Potting component: Polyurethane

Cage: Internal GV support cage

Efficiency: 99.99% on 0.5 micron and larger particles by weight

Filter Class: L, M

Temperature / Humidity: Max. 70 °C

Options: Flexible length <1000 mm, flexible top style, stainless steel

Camfil APC Retrofit Cartridges

AAF Optiflo Series
352mm OD x 241mm ID x 711mm L
Open Top and Bottom, Internal Metal Cage
External Helical Cord Wrap

Torit Downflo & UAS (FJH/FJS) Series
324mm OD x 213mm ID x 660mm L
Open Top and Bottom, Internal Metal Cage
External Helical Cord

P/N	Model Number	Filter Class	Dimensions (ODxDxDL) mm	Media area m ²
211606001	HMPOPF-167-GR	M	352x241x711	15.5
211606002	HMPOPF-167-CB	M	352x241x711	15.5
211606003	HMPOPF-167-FR	M	352x241x711	15.5
211606004	HMPOPF-167-HG	M	352x241x711	15.5
211606005	HMPOPF-167-HF	M	352x241x711	15.5
211606006	HMPOPF-167-XF	M	352x241x711	15.5
211606007	HMPOPF-167-XG	M	352x241x711	15.5
211606009	HMPOPF-167-SY	M	352x241x711	15.5
211606010	HMPOPF-167-XS	M	352x241x711	15.5
211606011	HMPOPF-167-HC	M	352x241x711	15.5
211606012	HMPOPF-167-XC	M	352x241x711	15.5
211985001	HMPTB1-135	M	324x213x660	12.5
211985002	HMPTBCB-135	M	324x213x660	12.5
211985003	HMPTBFP-135	M	324x213x660	12.5
211985004	HMPTBHG-135	M	324x213x660	12.5
211985005	HMPTBHF-135	M	324x213x660	12.5
211985006	HMPTBXF-135	M	324x213x660	12.5
211985007	HMPTBXG-135	M	324x213x660	12.5
211985009	HMPTBSY-135	M	324x213x660	12.5
211985010	HMPTBXS-135	M	324x213x660	12.5
211985011	HMPTBHC-135	M	324x213x660	12.5
211985012	HMPTBXC-135	M	324x213x660	12.5

Filter Cartridges




Camfil APC Retrofit Cartridges	P/N	Model Number	Filter Class	Dimensions (ODxDxDL) mm	Media area m ²
Torit Downflo II & MAC Mac2flo Series 352mm OD x 241mm ID x 660mm L Open Top and Bottom, Internal Metal Cage External Helical Cord Wrap	210823001	HMPDF2SOP-154	M	352x241x660	14.0
	210823002	HMPDF2COP-154	M	352x241x660	14.0
	210823003	HMPDF2FOP-154	M	352x241x660	14.0
	210823004	HMPDF2HGOP-154	M	352x241x660	14.0
	210823005	HMPDF2HFOP-154	M	352x241x660	14.0
	210823006	HMPDF2XFOP-154	M	352x241x660	14.0
	210823007	HMPDF2XGOP-154	M	352x241x660	14.0
	210823009	HMPDF2SYOP-154	M	352x241x660	14.0
	210823010	HMPDF2XSOP-154	M	352x241x660	14.0
	210823011	HMPDF2HCOP-154	M	352x241x660	14.0
Torit TD Large Series 324mm OD x 213mm ID x 660mm L Open Top, Closed Bottom w/14mm Dia Hole Internal Metal Cage, External Helical Cord	210823012	HMPDF2XCOP-154	M	352x241x660	14.0
	211831001	HMPTA1-135	M	324x213x660	12.5
	211831002	HMPTACB-135	M	324x213x660	12.5
	211831003	HMPTAFP-135	M	324x213x660	12.5
	211831004	HMPTAHG-135	M	324x213x660	12.5
	211831005	HMPTAHF-135	M	324x213x660	12.5
	211831006	HMPTAXF-135	M	324x213x660	12.5
	211831007	HMPTAXG-135	M	324x213x660	12.5
	211831009	HMPTASY-135	M	324x213x660	12.5
	211831010	HMPTAXS-135	M	324x213x660	12.5
Torit TD Small Series 201mm OD x 91mm ID x 406mm L Open Top, Closed Bottom w/ 0.68" Dia. Hole Internal Metal Cage, External Helical Cord Wrap	211831011	HMPTAHC-135	M	324x213x660	12.5
	211831012	HMPTAXC-135	M	324x213x660	12.5
	213079001	HMPTA18-36	M	201x91x406	3.0
	213079002	HMPTACB8-36	M	201x91x406	3.0
	213079003	HMPTAFP8-36	M	201x91x406	3.0
	213079004	HMPTAHG8-36	M	201x91x406	3.0
	213079005	HMPTAHF8-36	M	201x91x406	3.0
	213079006	HMPTAXF8-36	M	201x91x406	3.0
	213079007	HMPTAXG8-36	M	201x91x406	3.0
	213079009	HMPTASY8-36	M	201x91x406	3.0
UAS (FJL) Series 324mm OD x 213mm ID x 762mm L Open Top and Bottom, Internal Metal Cage External Helical Cord Wrap	213079010	HMPTAXS8-36	M	201x91x406	3.0
	213079011	HMPTAHC8-36	M	201x91x406	3.0
	213079012	HMPTAXC8-36	M	201x91x406	3.0
	211989001	HMPTB130-156	M	324x213x762	14.5
	211989002	HMPTBCB30-156	M	324x213x762	14.5
	211989003	HMPTBFP30-156	M	324x213x762	14.5
	211989004	HMPTBU30-156	M	324x213x762	14.5
	211989005	HMPTBUF30-156	M	324x213x762	14.5
	211989006	HMPTBXHR30-156	M	324x213x762	14.5
	211989007	HMPTBXST30-156	M	324x213x762	14.5
UAS (SBS/SBD) Series 381mm OD x 254mm ID x 711mm L Open Top and Bottom, Internal Metal Cage External Helical Cord Wrap	211989009	HMPTBSY30-156	M	324x213x762	14.5
	211898010	HMPTBXS30-156	M	324x213x762	14.5
	211989011	HMPTBHC30-156	M	324x213x762	14.5
	211989012	HMPTBXC30-156	M	324x213x762	14.5
	213359001	HMPSN15-182-28	M	381x254x711	17.0
	213359002	HMPSNCB15-182-28	M	381x254x711	17.0
	213359003	HMPSNFP15-182-28	M	381x254x711	17.0
	213359004	HMPSNU15-182-28	M	381x254x711	17.0
	213359005	HMPSNUF15-182-28	M	381x254x711	17.0
	213359006	HMPSNXFR15-182-28	M	381x254x711	17.0
213359007	HMPSNXST15-182-28	M	381x254x711	17.0	
213359009	HMPSNSY15-182-28	M	381x254x711	17.0	
213359010	HMPSNXS15-182-28	M	381x254x711	17.0	
213359011	HMPSNHC15-182-28	M	381x254x711	17.0	
213359012	HMPSNXC15-182-28	M	381x254x711	17.0	

As part of our program for continuous improvement, Camfil reserves the right to change specifications without notice.

Camfil information
Pre-Filtration: G3 to G4
Comfort filters: M5 to F9
EPA/HEPA/ULPA Filters: E10 to U17
Molecular filtration
Housings & Frames

Filter Cartridges

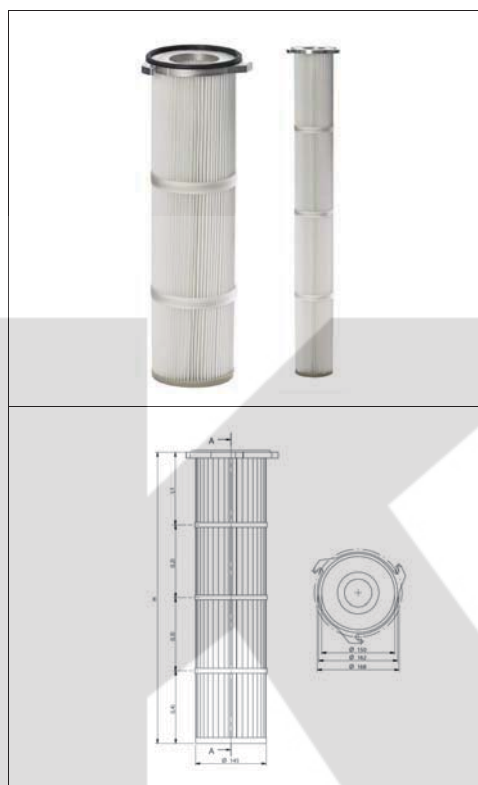
Camfil APC Retrofit Cartridges	P/N	Model Number	Filter Class	Dimensions (ODxDxDL) mm	Media area m ²
Wheelabrator 26" WCC Series 324mm OD x 213mm ID x 660mm L Open Top with Mounting Plate, Closed Bottom Internal Metal Cage, External Helical Cord Wrap	213613001	HMPWB26-135-MP	M	324x213x660	12.5
	213613002	HMPWB26C-135-MP	M	324x213x660	12.5
	213613003	HMPWB26F-135-MP	M	324x213x660	12.5
	213613004	HMPWB26HG-135-MP	M	324x213x660	12.5
	213613005	HMPWB26HF-135-MP	M	324x213x660	12.5
	213613006	HMPWB26XF-135-MP	M	324x213x660	12.5
	213613007	HMPWB26XG-135-MP	M	324x213x660	12.5
	213613009	HMPWB26SY-135-MP	M	324x213x660	12.5
	213613010	HMPWB26XS-135-MP	M	324x213x660	12.5
	213613011	HMPWB26HC-135-MP	M	324x213x660	12.5
	213613012	HMPWB26XC-135-MP	M	324x213x660	12.5
	Wheelabrator 36" WCC Series 324mm OD x 213mm ID x 914mm L Open Top with Mounting Plate, Closed Bottom Internal Metal Cage, External Helical Cord Wrap	213540001	HMPWB35-182-MP	M	324x213x914
213540002		HMPWB35C-182-MP	M	324x213x914	17.0
213540003		HMPWB35F-182-MP	M	324x213x914	17.0
213540004		HMPWB35HG-182-MP	M	324x213x914	17.0
213540005		HMPWB35HF-182-MP	M	324x213x914	17.0
213540006		HMPWB35XF-182-MP	M	324x213x914	17.0
213540007		HMPWB35XG-182-MP	M	324x213x914	17.0
213540009		HMPWB35SY-182-MP	M	324x213x914	17.0
213540010		HMPWB35XS-182-MP	M	324x213x914	17.0
213540011		HMPWB35HC-182-MP	M	324x213x914	17.0
213540012		HMPWB35XC-182-MP	M	324x213x914	17.0



- Lower pressure drop through open pleat spacing improves cleaning efficiency, which will reduce energy costs through less compressed air consumption during cleaning in many applications.
- More media available for filtration and therefore improved performance and longer life time.
- The separation beads, NOT the media beads, contact the inner cage, protecting the media from frictional damage.
- Improve the performance or solve problems such as short filter life with existing collector system. Camfil filter cartridges are made with the new HemiPleat® PolyTech™ media, the most advanced pulse cleaned media ever made. GUARANTEED.
- Camfil offers replacements upgrade cartridges to fit almost ANY cartridge collector.

FILTER

DuraPleat DPJ 145



Advantages

- Camfil Pleat Separator Technology
- Low Pressure drop
- Extended Filter Life
- High Filtration Efficiency
- 100% spun bond polyester
- Pour in place one piece gasket
- Broad design portfolio

Application: Air Pollution Control filter cartridge to collect dust, fumes and/or oil mist in many different industrial applications and processes

Execution: Open top flange with pour in place gasket (one piece), closed bottom pan, innercage to support the element for collapsing

Media: DPP - DuraPleat Standard 260 g/m² - 380 m³/m²/h at 125 Pa

Media: DPA - DuraPleat Aluminized 260 g/m² - 380 m³/m²/h at 125 Pa

Media: DPO - DuraPleat Hydro-Oleophobic 260 g/m² - 380 m³/m²/h at 125 Pa

Media: DPM - DuraPleat Membrane 260 g/m² - 200 m³/m²/h at 125 Pa

Gasket: Pour in place PU one piece gasket

Separator: Hot Melt Separator Technology

Potting component: Polyurethane (2 - K - Sealant)

Cage: Perforated inner Core GV (optional Stainless steel)

Efficiency: 99.99% at 0.5 µm Particles

Filter Class: M

Temperature / Humidity: Max. 80 °C - (optional 120°C)

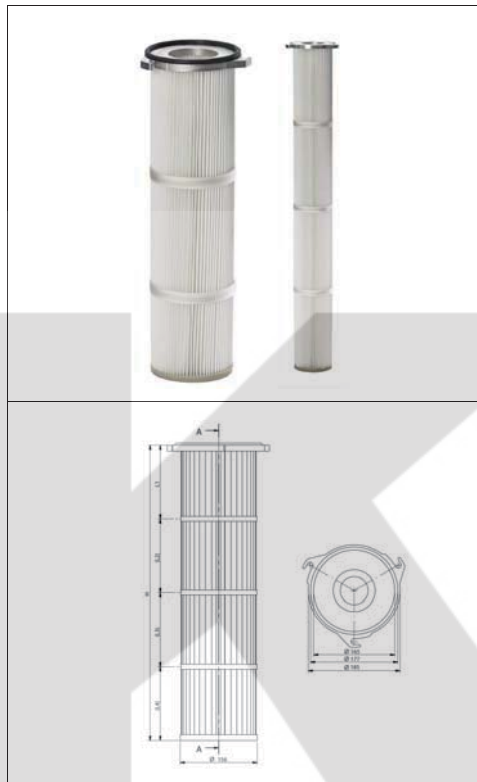
Options: PA6 flange, FDA, 4-lug design

P/N	Model Number	Filter Class	Dimensions (DxLxID) mm	Media area m ²
7903013	DPPJ-ML-0145/0025/0300-01-P0-B-00	M	145x300x85	1,10
7903025	DPAJ-ML-0145/0025/0300-01-P0-B-00	M	145x300x85	1,10
7903039	DPMJ-ML-0145/0025/0300-01-P0-B-00	M	145x300x85	1,10
7903014	DPPJ-ML-0145/0025/0600-02-P0-B-00	M	145x600x85	2,10
7903026	DPAJ-ML-0145/0025/0600-02-P0-B-00	M	145x600x85	2,10
7903040	DPMJ-ML-0145/0025/0600-02-P0-B-00	M	145x600x85	2,10
7903015	DPPJ-ML-0145/0025/1000-03-P0-B-00	M	145x1000x85	3,50
7903027	DPAJ-ML-0145/0025/1000-03-P0-B-00	M	145x1000x85	3,50
7903041	DPMJ-ML-0145/0025/1000-03-P0-B-00	M	145x1000x85	3,50
7903016	DPPJ-ML-0145/0025/1200-04-P0-B-00	M	145x1200x85	4,20
7903028	DPAJ-ML-0145/0025/1200-04-P0-B-00	M	145x1200x85	4,20
7903042	DPMJ-ML-0145/0025/1200-04-P0-B-00	M	145x1200x85	4,20

As part of our program for continuous improvement, Camfil reserves the right to change specifications without notice.

FILTER

DuraPleat DPJ 156



Advantages

- Camfil Pleat Separator Technology
- Low Pressure drop
- Extended Filter Life
- High Filtration Efficiency
- 100% spun bond polyester
- Pour in place one piece gasket
- Broad design portfolio

Application: Air Pollution Control filter cartridge to collect dust, fumes and/or oil mist in many different industrial applications and processes

Execution: Open top flange with pour in place gasket (one piece), closed bottom pan, innercage to

Media: DPP - DuraPleat Standard 260 g/m² - 380 m³/m²/h at 125 Pa

Media: DPA - DuraPleat Aluminized 260 g/m² - 380 m³/m²/h at 125 Pa

Media: DPO - DuraPleat Hydro-Oleophobic 260 g/m² - 380 m³/m²/h at 125 Pa

Media: DPM - DuraPleat Membrane 260 g/m² - 200 m³/m²/h at 125 Pa

Gasket: Pour in place PU one piece gasket

Separator: Hot Melt Separator Technology

Potting component: Polyurethane (2 - K - Sealant)

Cage: Perforated inner Core GV (optional Stainless steel)

Efficiency: 99.99% at 0.5 µm Particles

Filter Class: M

Temperature / Humidity: Max. 80 °C - (optional 120°C)

Options: PA6 flange, FDA, 4-lug design

P/N	Model Number	Filter Class	Dimensions (DxLxID) mm	Media area m ²
7903017	DPPJ-ML-0156/0030/0300-01-P0-B-00	M	156x300x85	1,10
7903029	DPAJ-ML-0156/0030/0300-01-P0-B-00	M	156x300x85	1,10
7903043	DPMJ-ML-0156/0025/0300-01-P0-B-00	M	156x300x85	1,10
7903018	DPPJ-ML-0156/0030/0600-02-P0-B-00	M	156x600x85	2,20
7903030	DPAJ-ML-0156/0030/0600-02-P0-B-00	M	156x600x85	2,20
7903044	DPMJ-ML-0156/0025/0600-02-P0-B-00	M	156x600x85	2,20
7903019	DPPJ-ML-0156/0030/1000-03-P0-B-00	M	156x1000x85	3,60
7903031	DPAJ-ML-0156/0030/1000-03-P0-B-00	M	156x1000x85	3,60
7903045	DPMJ-ML-0156/0025/1000-03-P0-B-00	M	156x1000x85	3,60
7903020	DPPJ-ML-0156/0030/1200-04-P0-B-00	M	156x1200x85	4,32
7903032	DPAJ-ML-0156/0030/1200-04-P0-B-00	M	156x1200x85	4,32
7903046	DPMJ-ML-0156/0025/1200-04-P0-B-00	M	156x1200x85	4,32

F I L T E R

DuraPleat DPJ 325



Advantages

- Camfil Pleat Separator Technology
- Low Pressure drop
- Extended Filter Life
- High Filtration Efficiency
- 100% spun bond polyester
- Pour in place one piece gasket
- Broad design portfolio

Application: Air Pollution Control filter cartridge to collect dust, fumes and/or oil mist in many different industrial applications and processes

Execution: Open top flange with pour in place gasket (one piece), closed bottom pan, innercage to support the element for collapsing

Media: DPP - DuraPleat Standard 260 g/m² - 380 m³/m²/h at 125 Pa

Media: DPA - DuraPleat Aluminized 260 g/m² - 380 m³/m²/h at 125 Pa

Media: DPO - DuraPleat Hydro-Oleophobic 260 g/m² - 380 m³/m²/h at 125 Pa

Media: DPM - DuraPleat Membrane 260 g/m² - 200 m³/m²/h at 125 Pa

Gasket: Pour in place PU one piece gasket

Separator: Hot Melt Separator Technology

Potting component: Polyurethane (2 - K - Sealant)

Case: Perforated inner Core GV (optional Stainless steel)

Efficiency: 99.99% at 0.5 µm Particles

Filter Class: M

Temperature / Humidity: Max. 80 °C - (optional 120°C)

Options: PA6 flange, FDA, 4-lug design

P/N	Model Number	Filter Class	Dimensions (DxLxD) mm	Media area m ²
7903001	DPPJ-ML-0325/0048/0300-05-P0-B-00	M	325x300x205	5
tbd	DPAJ-ML-0325/0048/0300-05-P0-B-00	M	325x300x205	5
7903051	DPMJ-ML-0325/0048/0300-05-P0-B-00	M	325x300x205	5
tbd	DPOJ-ML-0325/0048/0300-05-P0-B-00	M	325x300x205	5
7903002	DPPJ-ML-0325/0048/0600-10-P0-B-00	M	325x600x205	10
7903008	DPAJ-ML-0325/0048/0600-10-P0-B-00	M	325x600x205	10
7903052	DPMJ-ML-0325/0048/0600-10-P0-B-00	M	325x600x205	10
tbd	DPOJ-ML-0325/0048/0600-10-P0-B-00	M	325x600x205	10
7903004	DPPJ-ML-0325/0048/1000-17-P0-B-00	M	325x1000x205	17
7903010	DPAJ-ML-0325/0048/1000-17-P0-B-00	M	325x1000x205	17
7903053	DPMJ-ML-0325/0048/1000-17-P0-B-00	M	325x1000x205	17
tbd	DPOJ-ML-0325/0048/1000-17-P0-B-00	M	325x1000x205	17
7903005	DPPJ-ML-0325/0048/1200-20-P0-B-00	M	325x1200x205	20
7903011	DPAJ-ML-0325/0048/1200-20-P0-B-00	M	325x1200x205	20
7903054	DPMJ-ML-0325/0048/1200-20-P0-B-00	M	325x1200x205	20
tbd	DPOJ-ML-0325/0048/1200-20-P0-B-00	M	325x1200x205	20

As part of our program for continuous improvement, Camfil reserves the right to change specifications without notice.

DuraPleat DPD 325



Advantages

- Camfil Pleat Separator Technology
- Low Pressure drop
- Extended Filter Life
- High Filtration Efficiency
- 100% spun bond polyester
- Pour in place one piece gasket
- Broad design portfolio

Application: Air Pollution Control filter cartridge to collect dust, fumes and/or oil mist in many different industrial applications and processes

Execution: Open top flange with pour in place gasket (one piece), closed bottom pan with 13mm hole for tensioning system, innercage to support the element for collapsing

Media: DPP - DuraPleat Standard 260 g/m² - 380 m³/m²/h at 125 Pa

Media: DPA - DuraPleat Aluminized 260 g/m² - 380 m³/m²/h at 125 Pa

Media: DPO - DuraPleat Hydro-Oleophobic 260 g/m² - 380 m³/m²/h at 125 Pa

Media: DPM - DuraPleat Membrane 260 g/m² - 200 m³/m²/h at 125 Pa

Gasket: Pour in place PU one piece gasket

Separator: Hot Melt Separator Technology

Potting component: Polyurethane (2 - K - Sealant)

Cage: Perforated inner Core GV (optional Stainless steel)

Efficiency: 99.99% at 0.5 µm Particles

Filter Class: M

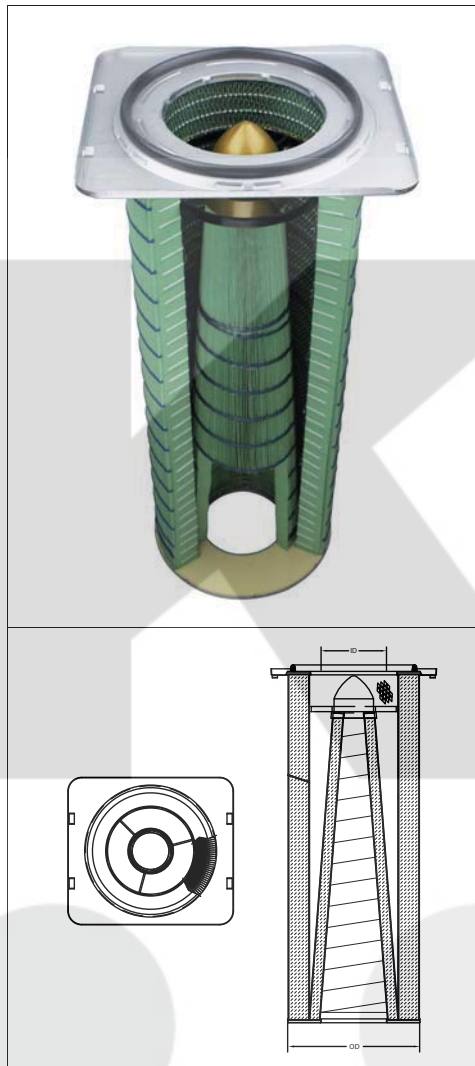
Temperature / Humidity: Max. 80 °C - (optional 120°C)

Options: Double open end, stainless steel, hole size tensioning, outer cage, FDA

P/N	Model Number	Filter Class	Dimensions (DxLxID) mm	Media area m ²
7901001	DPPD-ML-0325/0048/0600-10-P0-B-00	M	325x600x215	10
7901007	DPAD-ML-0325/0048/0600-10-P0-B-00	M	325x600x215	10
7901013	DPMD-ML-0325/0048/0600-10-P0-B-00	M	325x600x215	10
tbd	DPOD-ML-0325/0048/0600-10-P0-B-00	M	325x600x215	10
7901002	DPPD-ML-0325/0048/0660-11-P0-B-00	M	325x660x215	11
7901008	DPAD-ML-0325/0048/0660-11-P0-B-00	M	325x660x215	11
7901014	DPMD-ML-0325/0048/0660-11-P0-B-00	M	325x660x215	11
tbd	DPOD-ML-0325/0048/0660-11-P0-B-00	M	325x660x215	11
7901005	DPPD-ML-0325/0048/0750-12-P0-B-00	M	325x750x215	12,5
tbd	DPAD-ML-0325/0048/0750-12-P0-B-00	M	325x750x215	12,5
7901015	DPMD-ML-0325/0048/0750-12-P0-B-00	M	325x750x215	12,5
tbd	DPOD-ML-0325/0048/0750-12-P0-B-00	M	325x750x215	12,5
7901003	DPPD-ML-0325/0048/1000-17-P0-B-00	M	325x1000x215	17
7901009	DPAD-ML-0325/0048/1000-17-P0-B-00	M	325x1000x215	17
7901016	DPMD-ML-0325/0048/1000-17-P0-B-00	M	325x1000x215	17
tbd	DPOD-ML-0325/0048/1000-17-P0-B-00	M	325x1000x215	17
7901004	DPPD-ML-0325/0048/1200-20-P0-B-00	M	325x1200x215	20
7901010	DPAD-ML-0325/0048/1200-20-P0-B-00	M	325x1200x215	20
7901017	DPMD-ML-0325/0048/1200-20-P0-B-00	M	325x1200x215	20
tbd	DPOD-ML-0325/0048/1200-20-P0-B-00	M	325x1200x215	20
7902001	DPPD-ML-0325/0048/0600-10-P0-B-01	M	325x600x215	10
7902008	DPAD-ML-0325/0048/0600-10-P0-B-01	M	325x600x215	10
7902018	DPMD-ML-0325/0048/0600-10-P0-B-01	M	325x600x215	10
tbd	DPOD-ML-0325/0048/0600-10-P0-B-01	M	325x600x215	10
7902002	DPPD-ML-0325/0048/0660-11-P0-B-01	M	325x660x215	11
7902009	DPAD-ML-0325/0048/0660-11-P0-B-01	M	325x660x215	11
7902019	DPMD-ML-0325/0048/0660-11-P0-B-01	M	325x660x215	11
tbd	DPOD-ML-0325/0048/0660-11-P0-B-01	M	325x660x215	11
7902003	DPPD-ML-0325/0048/1000-17-P0-B-01	M	325x1000x215	17
7902010	DPAD-ML-0325/0048/1000-17-P0-B-01	M	325x1000x215	17
7902020	DPMD-ML-0325/0048/1000-17-P0-B-01	M	325x1000x215	17
tbd	DPOD-ML-0325/0048/1000-17-P0-B-01	M	325x1000x215	17
7902004	DPPD-ML-0325/0048/1200-20-P0-B-01	M	325x1200x215	20
7902011	DPAD-ML-0325/0048/1200-20-P0-B-01	M	325x1200x215	20
7902021	DPMD-ML-0325/0048/1200-20-P0-B-01	M	325x1200x215	20
tbd	DPOD-ML-0325/0048/1200-20-P0-B-01	M	325x1200x215	20

As part of our program for continuous improvement, Camfil reserves the right to change specifications without notice.

HemiPleat® Gold Cone® Cartridge for Tenkay® Mark III & IV Collectors



Application: Air Pollution Control filter cartridge to collect dust, fumes and/or oil mist in many different industrial applications and processes

Execution: Please refer to extended HemiPleat® Gold Cone® Cartridge for Tenkay® Mark III & IV Collectors

Media: PolyTech™ HemiPleat Green

Media: PolyTech™ HemiPleat Fire Retardant

Media: PolyTech™ HemiPleat Carbon

Media: PolyTech™ HemiPleat Hi-Efficiency

Media: PolyTech™ HemiPleat Hi-Efficiency FR

Media: PolyTech™ HemiPleat Hi-Efficiency Carbon

Media: PolyTech™ HemiPleat eXtreme Fire Retardant

Media: PolyTech™ HemiPleat eXtreme Green

Media: PolyTech™ HemiPleat Synthetic

Media: PolyTech™ eXtreme Synthetic

Media: PolyTech™ eXtreme Carbon

Gasket: Pour-in-place one piece double gasket

Separator: HemiPleat Separator Technology

Potting component: Polyurethane)

Cage: Internal GV support cage

Efficiency: 99.99% on 0.5 micron and larger particles by weight

Filter Class: M

Temperature / Humidity: 71°C Operating, 82°C Surge

Options: PA6 flange, FDA, 4-lug design

Filter Series

PolyTech™ Media Type

Model No.




P/N

Tenkay Mark III
324 mm D x 686 mm L
Media Area 18.30 m²
7,30 kg

Tenkay Mark IV
324 mm D x 864 mm L
Media Area 22.70 m²
8,20 kg

HemiPleat Green	TK-GR-197-27L-GC	211922001
HemiPleat Fire Retardant	TK-FR-197-27L-GC	211922002
HemiPleat Carbon	TK-CB-197-27L-GC	211922003
HemiPleat Hi-Efficiency	TK-HG-197-27L-GC	211922004
HemiPleat Hi-Efficiency FR	TK-HF-197-27L-GC	211922005
HemiPleat Hi-Efficiency Carbon	TK-HC-197-27L-GC	211922006
HemiPleat eXtreme Fire Retardant	TK-XF-197-27L-GC	211922009
HemiPleat eXtreme Green	TK-XG-197-27L-GC	211922010
HemiPleat Synthetic	TK-SY-197-27L-GC	211922014
HemiPleat eXtreme Synthetic	TK-XS-197-27L-GC	211922015
HemiPleat eXtreme Carbon	TK-XC-197-27L-GC	211922017
HemiPleat Green	TK-GR-244-34L-GC	211872001
HemiPleat Fire Retardant	TK-FR-244-34L-GC	211872002
HemiPleat Carbon	TK-CB-244-34L-GC	211872003
HemiPleat Hi-Efficiency	TK-HG-244-34L-GC	211872004
HemiPleat Hi-Efficiency FR	TK-HF-244-34L-GC	211872005
HemiPleat Hi-Efficiency Carbon	TK-HC-244-34L-GC	211872006
HemiPleat eXtreme Fire Retardant	TK-XF-244-34L-GC	211872009
HemiPleat eXtreme Green	TK-XG-244-34L-GC	211872010
HemiPleat Synthetic	TK-SY-244-34L-GC	211872014
HemiPleat eXtreme Synthetic	TK-XS-244-34L-GC	211872015
HemiPleat eXtreme Carbon	TK-XC-244-34L-GC	211872017

Filter Cartridges



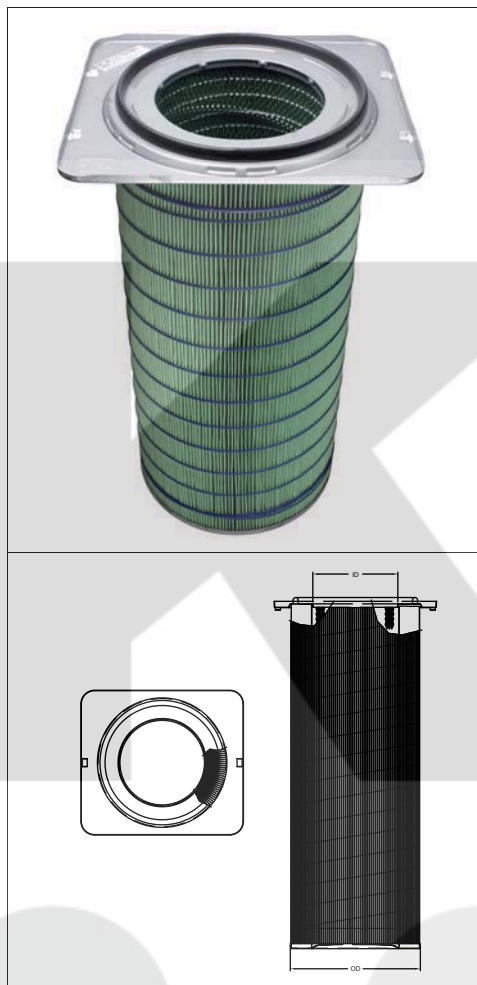
- Lower pressure drop through open pleat spacing improves cleaning efficiency, which will reduce energy costs through less compressed air consumption during cleaning in many applications.
- More media available for filtration and therefore improved performance and longer life time.
- The separation beads, NOT the media beads, contact the inner cage, protecting the media from frictional damage.
- Improve the performance or solve problems such as short filter life with existing collector system. Camfil filter cartridges are made with the new HemiPleat® PolyTech™ media, the most advanced pulse cleaned media ever made. GUARANTEED.
- Camfil offers replacements upgrade cartridges to fit almost ANY cartridge collector.

As part of our program for continuous improvement, Camfil reserves the right to change specifications without notice.

FILTER

Camfil information
Pre-Filtration: G3 to G4
Comfort filters: M5 to F9
EPA/HEPA/ULPA Filters: E10 to U17
Molecular filtration
Housings & Frames

HemiPleat® Tenkay® Cartridge for Mark II, III & IV Collectors



Application: Air Pollution Control filter cartridge to collect dust, fumes and/or oil mist in many different industrial applications and processes

Execution: Please refer to extended HemiPleat® Tenkay® Cartridge Mark II, III & IV Collectors data sheet

Media: PolyTech™ - HemiPleat Green

Media: PolyTech™ - HemiPleat Carbon

Media: PolyTech™ - HemiPleat Fire Retardant

Media: PolyTech™ - HemiPleat Hi-Efficiency

Media: PolyTech™ - HemiPleat Hi-Efficiency FR

Media: PolyTech™ - HemiPleat Hi-Efficiency Carbon

Media: PolyTech™ - HemiPleat eXtreme Fire Retardant

Media: PolyTech™ - HemiPleat eXtreme Green

Media: PolyTech™ - HemiPleat Synthetic

Media: PolyTech™ - HemiPleat eXtreme Synthetic

Media: PolyTech™ - HemiPleat eXtreme Carbon

Gasket: Urethane pour-in-place one piece double gasket

Separator: HemiPleat Separator Technology

Potting component: Polyurethane

Cage: Internal GV support cage

Efficiency: 99.99% on 0.5 micron and larger particles by weight

Filter Class: L, M

Temperature / Humidity: 71 °C for Standard, 82 °C for Med. Temp.

Options: Stainless steel

Filter Series

PolyTech™ Media Type

Model No.

P/N

Tenkay Mark II
324 mm D x 559 mm L
Media Area 10,50 m²
6,40 kg




Tenkay Mark III
324 mm D x 686 mm L
Media Area 13,00 m²
7,30 kg

Filter Series	PolyTech™ Media Type	Model No.	P/N
	HemiPleat Green	TK-GR-115-22L	211637001
	HemiPleat Carbon	TK-CB-115-22L	211637002
	HemiPleat Fire Retardant	TK-FR-115-22L	211637003
	HemiPleat Hi-Efficiency	TK-HG-115-22L	211637004
	HemiPleat Hi-Efficiency FR	TK-HF-115-22L	211637005
	HemiPleat Hi-Efficiency Carbon	TK-HC-115-22L	211637006
	HemiPleat eXtreme Fire Retardant	TK-XF-115-22L	211637009
	HemiPleat eXtreme Green	TK-XG-115-22L	211637010
	HemiPleat Synthetic	TK-SY-115-22L	211637014
	HemiPleat eXtreme Synthetic	TK-XS-115-22L	211637015
	HemiPleat eXtreme Carbon	TK-XC-115-22L	211637017
	HemiPleat Green	TK-GR-140-27L	211547001
	HemiPleat Carbon	TK-CB-140-27L	211547002
	HemiPleat Fire Retardant	TK-FR-140-27L	211547003
	HemiPleat Hi-Efficiency	TK-HG-140-27L	211547004
	HemiPleat Hi-Efficiency FR	TK-HF-140-27L	211547005
	HemiPleat Hi-Efficiency Carbon	TK-HC-140-27L	211547006
	HemiPleat eXtreme Fire Retardant	TK-XF-140-27L	211547009
	HemiPleat eXtreme Green	TK-XG-140-27L	211547010
	HemiPleat Synthetic	TK-SY-140-27L	211547014
	HemiPleat eXtreme Synthetic	TK-XS-140-27L	211547015
	HemiPleat eXtreme Carbon	TK-XC-140-27L	211547017

Filter Cartridges

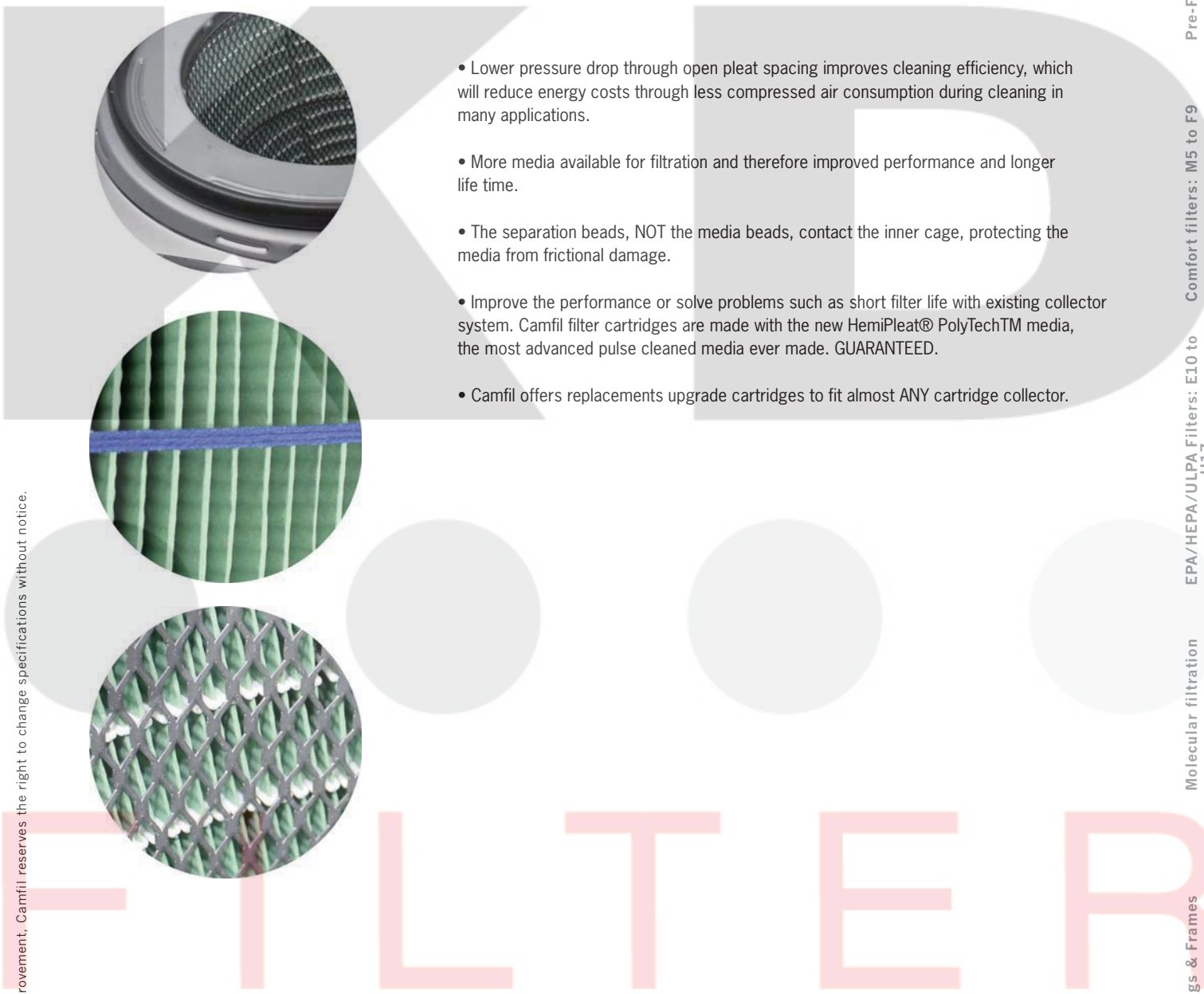
Tenkay Mark IV
 324 mm D x 864 mm L
 Media Area 16,50 m²
 8,20 kg

Filter Series	PolyTech™ Media Type	Model No.	P/N
	HemiPleat Green	TK-GR-177-34L	211736001
	HemiPleat Carbon	TK-CB-177-34L	211736002
	HemiPleat Fire Retardant	TK-FR-177-34L	211736003
	HemiPleat Hi-Efficiency	TK-HG-177-34L	211736004
	HemiPleat Hi-Efficiency FR	TK-HF-177-34L	211736005
	HemiPleat Hi-Efficiency Carbon	TK-HC-177-34L	211736006
	HemiPleat eXtreme Fire Retardant	TK-XF-177-34L	211736009
	HemiPleat eXtreme Green	TK-XG-177-34L	211736010
	HemiPleat Synthetic	TK-SY-177-34L	211736014
	HemiPleat eXtreme Synthetic	TK-XS-177-34L	211736015
	HemiPleat eXtreme Carbon	TK-XC-177-34L	211736017



- Lower pressure drop through open pleat spacing improves cleaning efficiency, which will reduce energy costs through less compressed air consumption during cleaning in many applications.
- More media available for filtration and therefore improved performance and longer life time.
- The separation beads, NOT the media beads, contact the inner cage, protecting the media from frictional damage.
- Improve the performance or solve problems such as short filter life with existing collector system. Camfil filter cartridges are made with the new HemiPleat® PolyTech™ media, the most advanced pulse cleaned media ever made. GUARANTEED.
- Camfil offers replacements upgrade cartridges to fit almost ANY cartridge collector.

As part of our program for continuous improvement, Camfil reserves the right to change specifications without notice.



Camfil information

Pre-Filtration: G3 to G4


Comfort filters: M5 to F9

EPA/HEPA/ULPA Filters: E10 to U17

Molecular filtration

Housings & Frames

Notes



As part of our program for continuous improvement, Camfil reserves the right to change specifications without notice.

CAMFIL FARR AROUND THE WORLD



- Head office
- Production unit, incl. sales
- Sales office
- Agent

www.camfil.com

CAMFIL is the world's largest and leading manufacturer of filters and clean air solutions

There is a good chance that, at this very moment, you are breathing clean air that has passed through a filter manufactured by us. Our products can be found everywhere from offices to clean rooms for sensitive electronics production, mines, factories, hospitals and nuclear power stations. Camfil is a global company with 29 subsidiaries, 22 production plants and an extensive network of agents in Europe, North America and Asia.