




# AIR FILTRATION PRODUCTS & SOLUTIONS





**ISO 16890  
IS LIVE**



 **camfil**  
CLEAN AIR SOLUTIONS

# Camfil air filtration products & solutions

## Over 50 years of clean air solutions

In 1960, Sweden is about to start its nuclear program. Air filtration specialist Gösta Larson realizes that these new power plants need air filters of better quality than ever before. Using low quality air filters in a nuclear plant can quickly turn into a catastrophe. Gösta convinces the nuclear engineers to start using top quality filters and quickly wins a business contract. In 1963, he builds his first factory in Trosa, Sweden. Camfil is founded. Today, with more than 50 years of experience, Camfil delivers clean air solutions to customers and local markets all over the world. With high quality products, we are contributing to something that is essential to everyone – clean air for health, performance and well-being.

### FILTERS FOR EVERY NEED

#### Comfort

- Comfort Ventilation
- Schools
- Offices
- Museums
- Airports

#### Clean processes

- Life Science
- Food
- Microelectronics
- Hospitals

#### Power systems

- Power Generation
- Compressors
- Oil & Gas

#### Air pollution control

- Mining
- Metal Working
- Life Science/Pharmaceutical

#### Containment

- Biosafety Labs
- Nuclear
- Chem/Bio Protection
- Healthcare

#### Industrial

- Warehouses
- Petrochemical
- Foam Industry
- Pulp & Paper

### Information

Pre-Filtration: G2 to G4

Comfort Filters: M5 to F9

Clean Process Filters: E10 to U17

Industrial Molecular Filtration

Housings and Frames

Air Purifiers & Air Cleaners

Gas Turbine Filtration

APC and Dust Collectors

# Index

<b>Information</b> .....	<b>3</b>	Opakfil ProSafe ES.....	68	CamCube CC-L.....	130
Caring for the environment.....	5	Hi-Flo ProSafe.....	69	CamCube AS.....	132
Would you like to reduce your energy outgoings?.....	6	M-Pleat & EcoPleat ProSafe.....	71	CamCube AD.....	134
Indoor Air Quality (IAQ).....	7	<b>Clean Process Filters: E10 to U17</b> .....	<b>72</b>	Pharmaseal-E.....	136
Air Pollution and PM1.....	8	Absolute™ CM.....	73	CamSeal.....	137
ISO 16890.....	9	Absolute™ DG.....	74	CleanSeal top entry PU gasket.....	138
Eurovent certified performance.....	10	Absolute™ VG XL, XXL.....	75	Diffusers for CamSeal, CleanSeal and Pharmaseal E.....	139
Energy efficiency classification.....	11	Absolute™ VE XL, XXL E10-E12.....	76	CamFFU High Performance HP-EC.....	140
Energy efficiency classification.....	12	Absolute™ VE XL, XXL H13-H14.....	77	CamFFU Compact Solution.....	141
Indoor Air Quality EN 16798-3.....	13	Absolute™ VGHF.....	78	CamFFU Integrated Solution.....	142
CREO Software.....	14	Absolute™ V ProSafe XL, XXL.....	79	<b>Air purifiers/Air cleaners</b> .....	<b>143</b>
Public buildings.....	15	Absolute™ 1D.....	80	City S.....	144
Automotive.....	16	Megalam MD14, MX14, MG14 -1PU.....	81	City M.....	145
Power systems.....	17	Megalam MD14/ME, MD15/ME, MX15/ME -1PU.....	82	CC 300 Concealed.....	146
Food and beverage.....	18	Megalam MD14, MX14, MG14-GEL.....	83	CC 800.....	147
Hospitals.....	19	Megalam MD15, MX15, MG15 -1PU.....	84	CC 2000.....	148
Microelectronics.....	20	Silent Hood filter MD14-HL.....	85	CC 1700 & CC 2500.....	149
Life Science.....	21	Megalam Fabsafe MD, MX, MG.....	86	CC 6000.....	150
<b>Pre-Filtration: G3 to G4</b> .....	<b>22</b>	Megalam ES Fabsafe MD, MX, MG.....	87	CC 6000 ProSafe.....	151
CityPleat.....	23	Termikfil 2000.....	88	CC 300 Concealed.....	152
30/30.....	24	Absolute™ 1FRK.....	89	CC 800.....	153
AeroPleat Eco.....	25	Absolute™ 1FRK-V.....	90	CC 2000.....	154
CamMet Double Filter.....	26	Absolute™ 1FRSI.....	91	CC 1700 & CC 2500.....	155
CamMet Metal Filter.....	27	Absolute™ D-Pyro H13.....	92	CC 6000.....	156
CamVane 100.....	28	Absolute™ D-Pyro H14.....	93	CC 6000 (continued).....	157
CamVane 100 HC.....	29	<b>Industrial molecular filtration</b> .....	<b>94</b>	<b>Gas Turbine Filtration</b> .....	<b>158</b>
Media Rolls.....	30	Application matrix.....	95	30/30 GT.....	159
Fan Coil Filters.....	31	Why molecular filtration?.....	96	CamClose.....	160
Hi-Cap.....	32	Molecular filtration technical services.....	97	Cam-Flo XMGT.....	161
Hi-Cap XLS.....	33	Molecular filtration technical services.....	98	Cam-Flo GT Hybrid.....	162
Hi-Cap ProSafe.....	34	Activated Carbon and Campure Media.....	99	Cam-Flo GT HV.....	163
<b>Comfort Filters: M5 to F9</b> .....	<b>36</b>	Loose-filled deep beds.....	100	CamGuard.....	164
Ozone rating.....	37	Efficient gas filtration with CamCarb.....	101	Hi-Cap GT.....	165
City-Flo XL.....	38	CamCarb PM.....	102	CamGT 3V-600.....	166
City-Flo.....	39	CamCarb CG.....	103	CamGT 4V-300.....	167
Hi-Flo XLT.....	40	CamCarb CM.....	104	CamPGT.....	168
Hi-Flo XLS.....	43	CamCarb Mounting Frames.....	105	CamGT Box Type Green II.....	169
Hi-Flo M.....	45	CamCarb VG.....	106	TurboPac.....	170
Hi-Flo TM.....	46	GigaPleat XPC/XPH.....	107	CamPulse GTC.....	171
Hi-Flo P.....	47	GigaPleat NXPP.....	108	CamPulse GTD.....	172
Hi-Flo UF.....	48	GigaPleat NXPH.....	109	CamPulse GT Polytech HE.....	173
Hi-Flo A.....	50	GigaPleat NXPC.....	110	CamPulse EF.....	174
Basic-Flo.....	51	GigaPleat NXDP.....	111	Tenkay.....	175
Standard-Flo.....	53	<b>Housings &amp; Containment Systems</b> .....	<b>112</b>	CamPulse CamBrane.....	176
Cam-Flo.....	55	CleanSeal product overview.....	113	<b>APC and Dust Collectors</b> .....	<b>177</b>
CityCarb I.....	56	Absolute Filter Holding Frame.....	115	Farr Gold Series®.....	178
CityCarb E.....	57	Universal filter holding frame.....	116	Handte EM Profi.....	179
CityCarb CH.....	58	CamContain.....	117	Handte Oil Expert.....	180
CitySorb.....	59	CamBox.....	118	Handte Wet Scrubbers.....	181
Opakfil ES.....	60	CamBox S.....	119	Quad Pulse Package.....	182
Opakfil ST.....	61	CamSafe 2.....	120	HemiPleat® Gold Cone™.....	183
Opakfil 2V.....	62	Connecting Ducts Painted.....	121	DuraPleat DPJ 145.....	184
EcoPleat Green.....	63	CamCube HF-L.....	122	DuraPleat DPJ 156.....	185
EcoPleat Eco.....	64	CamCube HF-S.....	124	DuraPleat DPJ 218.....	186
M-Pleat Green.....	65	CamCube AC-L.....	126	DuraPleat DPJ 325.....	187
Airopac.....	66	CamCube AC-S.....	128	DuraPleat DPD 325.....	188
Airopac High Temp.....	67				

## Caring for the environment

### “How will your filters help you to reduce the environmental impact of your installations?”

Camfil has been involved in air quality for over 50 years, and has to set an example when it comes to the environment. It therefore has an obligation to provide its customers with practical assistance on green issues. With regard to complying with the law on waste disposal, Camfil is with you all the way; in designing products and services, Camfil shares your environmental concerns.

It is now widely acknowledged that air conditioning filters can be considered ordinary industrial waste, whereas filters used in environments containing potentially hazardous products (e.g. return air from clean rooms, spray booths and operating theatres) should be considered special industrial waste and must be disposed of by an approved route using accredited systems.

Please Note - your individual circumstances depend entirely on your processes and we recommend that you approach your usual waste disposal provider, who will be qualified to advise you on the matter.

### In order to minimise waste, Camfil pay close attention to the life cycle of the product:

1. We make strenuous efforts to extend the lifespan of our filters and to optimise their performance, which means that you reduce your operating costs, the frequency with which you have to replace the filters and the cost of their disposal.

Just look at the large filter surface used in many of our products and remember large filter area is synonymous with long filter life.

2. We favour the use of recyclable or incinerable materials.

3. We are continually researching effective materials with low pressure loss, a parameter that has a direct influence on the energy consumed during the lifetime of the filter.

4. The Green CAMFIL range ensures that you can dispose of your used filters with less hassle and at lower cost. The use of plastics or cardboard lends itself to the incineration of used filters whilst ensuring compliance with all provisions of environmental law.

5. We minimise the weight of materials used in the construction of our filters which helps reduce the waste mass as far as possible when the filter reaches the end of its life.

6. In our ISO 14001 certified factories, we are phasing out the use of chloride solvents and hazardous products from our processes.



### Follow up CFM

Conscious of the increasing importance attached by our customers to waste management, Camfil can support you and take charge of replacing and organising the disposal of certain used filters as part of its CAMFIL FILTER MANAGEMENT (CFM) programme. For more information and to find out whether this service might work for you, please contact us.



## Would you like to reduce your energy outgoings?

### Economic optimisation of air filtration

The price of crude oil has more than doubled in recent years and the cost of electricity is rising throughout the world. The World Bank's Energy Group has predicted that total energy consumption is set to rise at the current rate for at least the next 50 years.

#### The cost of ventilation

Ventilating buildings, as we know, can be a very expensive business. The average energy cost of filters is around 30% of the total costs of the system. By choosing the right filter, for example the F7 for its efficiency and its very low average pressure loss, energy savings can be made whilst maintaining a high level of IAQ. When you consider that the air filter is the most inexpensive and simplest component to change, savings can be made quickly.



Typical pressure loss (Pa) in a ventilation system with 2 stage filtration

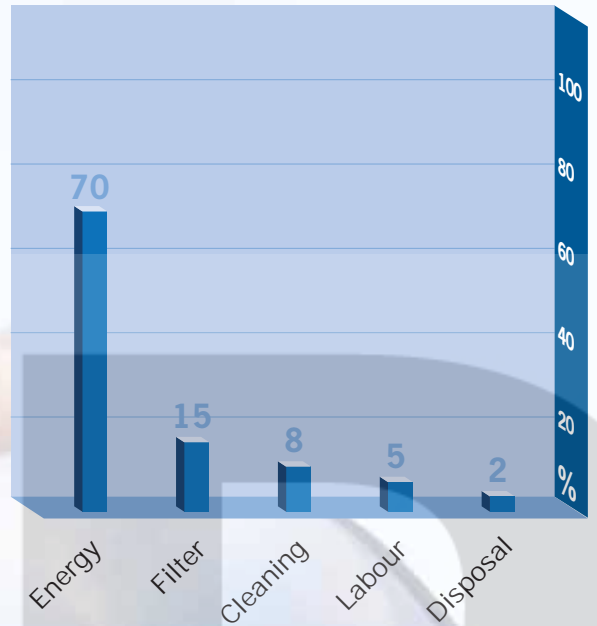
#### 1Pa = 1 euro

A rule of thumb, for a typical installation running for half of the time over one year, is that one additional Pascal in pressure drop adds 1 euro per filter in extra energy cost.

A badly designed filter construction could add 50 Pascal compared to a well engineered filter, even if it claims to have the same efficiency. In other words it adds 50 euros to the annual energy bill, for every filter.

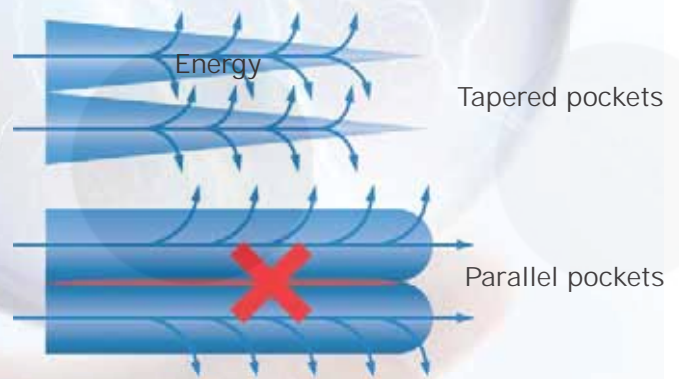
#### 70% of the total cost comes from energy costs

Calculations show that energy normally accounts for 70% of the total cost of the life cycle of an air treatment system. Energy consumption is in direct proportion to the filter's average pressure loss.



### Choosing the right filter saves energy

In order to optimise the lifespan of the filter and to reduce energy consumption, it is important to bear in mind the extent to which their configuration and their structure influence the average pressure loss.



Blocked surface = high energy consumption

### Software aimed at helping select the right filter = optimising energy costs

For over 50 years, Camfil has played a pioneering role in designing filters with low average pressure loss for all efficiency levels for air conditioning and ventilation systems. Camfil was the first filter manufacturer to develop sophisticated software that calculates the overall cost for the complete life cycle of air filters. As part of our continuous improvement, this software has evolved over time and it uses real life data collected from numerous tests in real use conditions. This enables us to calculate the pressure loss of the filter and its actual lifespan, rather than relying on theoretical calculations.

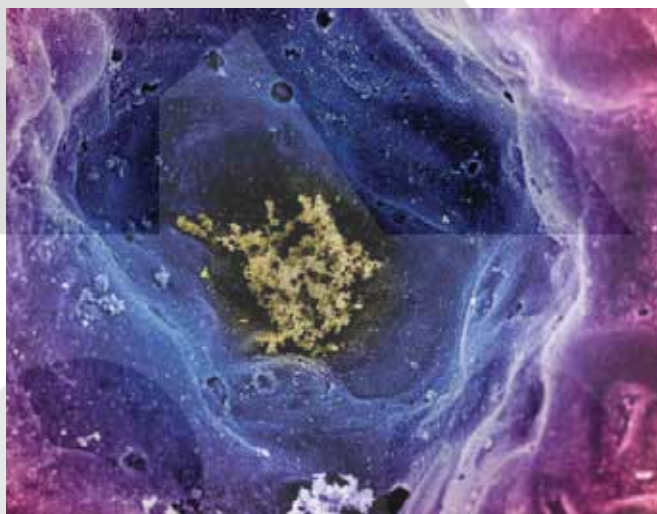
For more information and assistance, please contact your nearest branch of Camfil.

## Indoor Air Quality (IAQ)

### Environmental Health

**Environmental health** is becoming a central concern at national and international levels. Indoor Air Quality (IAQ) is an area that focuses on providing a comfortable and healthy indoor environment which is important to the well being of people. We spend 90% of our time in indoor spaces and, as such, the issue of IAQ is a key aspect of public health, especially since this affects the entire population, particularly the most sensitive and vulnerable.

The industrialised world is a very different place compared to 50 years ago and one major difference is that the air we breathe is now more heavily and more diversely polluted than at any time in the past. Although natural sources of pollution exist, the greater concerns arise as a result of man's own activities which have increased both the amount and the complexity of pollutants found in the atmosphere. There are tens of thousands of synthetic chemicals (not found in nature) made today with an estimated annual production rate in excess of a billion tonnes. These chemicals are released to the atmosphere during manufacture use and can subsequently travel vast distances. They are an inevitable part of our lives.




### Atmospheric pollution

**Atmospheric pollution** can be categorised in two different ways. The simplest is measurement (a physical categorisation) to distinguish gaseous pollutants from solid, dust and particulate pollutants. The second is based on the origin of pollutants and is divided into primary and secondary pollutants.

#### Primary pollutants

**Primary pollutants** are substances present in the atmosphere, in the form in which they are emitted. Of these pollutants, some are especially prominent:

Sulphur dioxide ( $\text{SO}_2$ ) emitted by certain industrial processes, such as paper-making and refining, and in particular by the use of sulphurous fossil fuels.  $\text{SO}_2$  is one of the main causes of acid rain on account of its transformation in the atmosphere into sulphuric acid ( $\text{H}_2\text{SO}_4$ ). Nitric oxides ( $\text{NO}_x$ ), and in particular nitrogen dioxide ( $\text{NO}_2$ ), which is usually emitted from the burning of fossil fuels (particularly vehicles), contribute towards the formation of ozone in the atmosphere. Polycyclic aromatic hydrocarbons are emitted by the incomplete burning of fuels or carbon, which can usually be found in the air, linked to particles. Some of them are known to be highly carcinogenic.



#### Secondary pollutants

**Secondary pollutants** are substances whose presence in the atmosphere is the result of chemical transformations related to the interaction of compounds known as precursors. Ozone is the main secondary pollutant, it is formed as a result of a photochemical process in the presence of certain primary pollutants (carbon monoxide, nitric oxide and volatile organic compounds). This is a gas that is naturally present in the atmosphere in low concentrations at high altitude. At low altitude, on the other hand, the development of the concentration is primarily the result of human activity. Sulphuric acid and nitric acid form in the atmosphere as a result of humidity from sulphur dioxide and nitric oxide respectively.

#### Solid pollutants

**Solid pollutants** usually in the form of small (fine) particles are very important and from a cleanliness point of view, these particles deserve particular attention. These are capable of acting as vectors to other substances, such as carcinogenic polycyclic aromatic hydrocarbons, which is particularly worrying given the capacity of the finest particles ( $< 1\mu\text{m}$ ) to find their way into the lungs and even to penetrate into the bloodstream. Effective solutions aimed at combating such particle pollution are now widely known. The development of the main standards and recommendations governing the manufacture and use of modern air filters is clearly geared towards much higher filtration levels than have been permitted in the past

#### City

Our range of 'City' filters has been developed with the sole purpose of combating atmospheric pollution and its major components.

**CityCarb** and **CityFlo** combine particulate filtration with pollution and odour filtration. They are suitable for any new installation and can be readily installed to upgrade and improve systems currently equipped with standard filters.

With its higher molecular adsorption, **CitySorb** is ideal for highly polluted urban environments. **CitySorb** must be fitted in conjunction with a particulate filter above F7 efficiency, **HiFlo** or **OpakFil** type.

## Air Pollution and PM1

Air pollution has been assessed to be 4<sup>th</sup> highest risk factor to human health and by far the most serious environmental risk. Air pollution includes particulate matter (PM). We identify both man-made sources such as vehicle exhaust, construction and power generation alongside natural sources such as pollen, forest fires and windblown sand and soil. Particulate matter from man-made sources, especially combustion processes, tends to be at the small end of the size range and often these particles are released into the air near centres of high population density, i.e. cities.

Many governments and NGOs publish pollution data in real time on websites. The most commonly reported values relate to particle fractions PM2.5 and PM10. In 2005 the World Health Organisation (WHO) published air quality guidelines (AQG) which included recommendations for exposure limits to PM2.5 and PM10.

Recently there has been a shift in focus towards a smaller particle fraction, PM1. This is all particles sized 1 micron and less. A micron is one thousandth of a millimetre. There is a growing body of evidence from the scientific and medical communities that it is the very small particles that we breathe that are most hazardous. By number, particulate matter is very much biased towards particles less than 1 micron in size.

The body has some natural defences against larger particles such as the nasal hairs and mucus membranes. However these are not so effective for smaller particles and potentially they are able to reach the lungs. Fine particles, less than 1 micron are able to penetrate into the important fine structure of the lungs, the alveoli. Extremely fine particles, so called ultra-fines and nano particles are able to pass through the alveoli and enter the bloodstream when they are distributed around the entire body and reach critical organs such as the brain, heart, liver and endocrine system.

A study published by UK researchers in 2016 reported that ultrafine metallic particles (<0.1 micron) had been found in the human brain and these have been linked to the onset of Alzheimer's Disease. These metallic particles appeared to have been exposed to high temperatures and it is concluded that they originated in the combustion cycle of diesel engines.

Camfil were involved in another study published in 2016. Polycyclic aromatic hydrocarbons (PAH) are a group of chemicals that are released into the air when petrol, diesel, coal, wood and other organic materials are combusted. PAH are characterised by their toxicity including the ability to be capable of causing

mutations in human DNA which can lead to cancers. This behaviour is known as mutagenicity. PAH can exist as particles or in the molecular form, but often they are found condensed onto the surface of PM1, particles smaller than 1 micron. In this study four different air filtration medias (corresponding to M6, F7 [x2] and F9 acc. EN779:2012) were assessed in respect of their ability to:

1. Remove fine particles (0.4 micron) according to method EN779:2012
2. Reduce the level of PAH in urban air.
3. Reduce the mutagenicity of urban air.

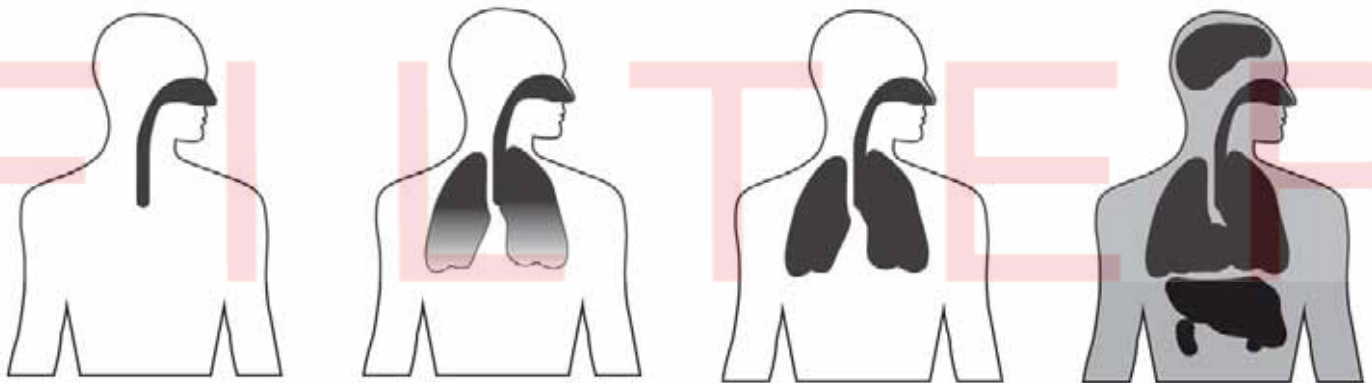
The study concluded that:

A. The PAH content of urban air was progressively reduced by passing the air through filter media of increasing efficiency between M6, F7 and F9. When the reduction in PAH was plotted against the efficiency of the filters in removing 0.4 micron sized particles (EN779:2012 results), the relationship was linear.

B. The mutagenicity of urban air was progressively reduced by passing the air through filter media of increasing efficiency between M6, F7 and F9. When the reduction in mutagenicity was plotted against the efficiency of the filters in removing 0.4 micron sized particles (EN779:2012 results), the relationship was linear.

C. There is a direct relationship between the removal of 18 common PAHs and the reduction of mutagenicity of urban air.  
D. The observed results support the theory that a significant proportion of airborne PAHs are bound to very small particles; PM1, and highly efficient filters are required to effectively reduce their concentration in air.

So, the hazard from breathing very fine particles, PM1 is clear. There is a new global standard for the testing and classification of air filters. To afford maximum protection against these hazardous pollutants, Camfil strongly recommend the use of ePM1 rated filters according to ISO16890.



<sup>1</sup> Professor Michael Brauer. University of British Columbia, School of Population and Public Health, Vancouver, Canada.

<sup>2</sup> Prof David Allsop et al. Proceedings of the National Academy of Sciences, Sept. 2016.

<sup>3</sup> *Removal of polycyclic aromatic hydrocarbons and genotoxic compounds in urban air using air filter materials for mechanical ventilation in buildings* by Ioannis Sadiqtsis<sup>1</sup>, Gertrud Nilsson<sup>2,3</sup>, Ulf Johansson<sup>2</sup>, Ulf Rannug<sup>3</sup> and Roger Westerholm<sup>1</sup>. Published in ASHRAE's research publication Science and Technology for the Built Environment, February 2016



## ISO 16890

Camfil welcome the publication of a new ISO standard for the testing and classification of air filters used in general ventilation systems. Importantly, ISO16890 has global applicability and will ultimately be applied in all our markets. After a period of coexistence, ISO16890 will replace EN779:2012 and the

European norm will be withdrawn, probably sometime in 2018. It is obvious that it would be beneficial if ISO16890 also replaced ASHRAE 52.2. Whilst this could happen in the future, the time scale is not yet clearly defined..

### Benefits of ISO16890

For specifiers, purchasers and users of air filters	For the filter industry
The standard recognises that air filters positively influence indoor air quality and human health.	It will be easier to compare products. This will drive innovation and customer value. Very poor performing products may be eliminated.
The test method and filter classification system are better aligned with real-world pollution.	Easier to explain product value in terms of function and customer application.
The global applicability will eliminate confusion that occurred when attempts were made to compare results of EN779 and ASHRAE 52.2 tests.	This standard will remove an obstacle to global trade.

### How ISO16890 compares to EN779:2012 and ASHRAE 52.2.

	EN779:2012	ASHRAE 52.2	ISO16890
Filter test method	Efficiency measurement made using <b>0,4µm particles</b>	Efficiency measurements made using 0,3- 10 µm particles. Classifications relate to results for <b>E1, E2 &amp; E3 efficiency classes - MERV rating</b>	Efficiency measurements made using 0,3- 10 µm particles. Classifications relate to result for <b>PM1, PM2.5 &amp; PM10</b>
Discharging method	Discharge only filter media, using IPA soak. <b>A tough discharging method.</b>	Discharge entire filter using KCL salt. <b>A soft discharging method.</b> Discharge is not mandatory - may be applied as Appendix J procedure.	Discharge entire filter using IPA vapor. <b>A tough discharging method</b>
Filter loading method	Dust loading with ASHRAE dust. <b>Coarse dust.</b>	Dust loading with ASHRAE dust. <b>Coarse dust.</b>	Dust loading with ISO fine dust. <b>Fine dust (more like real-world).</b>
Classification system	<b>9 Classes</b>	<b>16 Classes</b>	<b>49 Classes</b> In 4 different groups

### ISO16890: Overview of Classification System

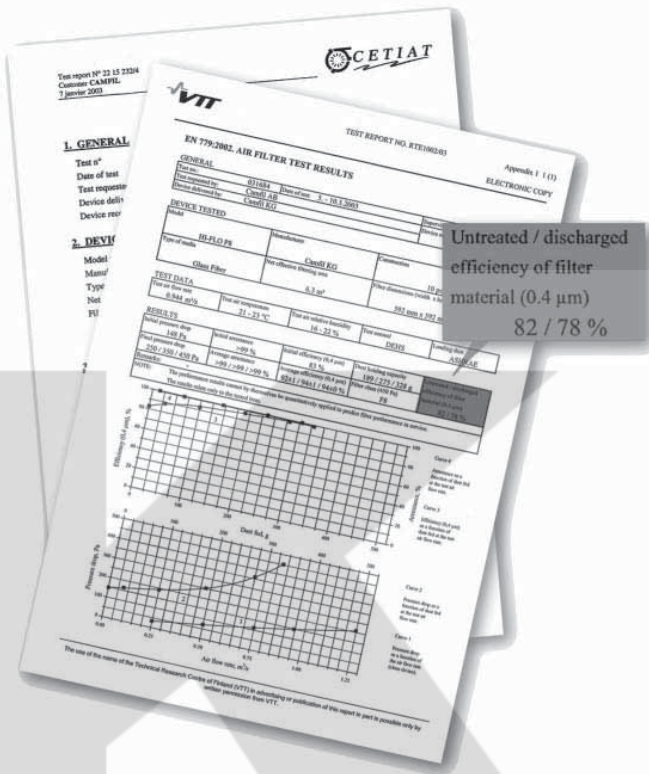
Group Designation	Requirement			Class reporting value
	ePM <sub>1, min</sub>	ePM <sub>2.5, min</sub>	ePM <sub>10</sub>	
ISO Coarse	-	-	<50%	Initial gravimetric arrestance
ISO ePM <sub>10</sub>	-	-	>/=50%	ePM10
ISO ePM <sub>2.5</sub>	-	>/=50%	-	ePM2.5
ISO ePM <sub>1</sub>	>/=50%	-	-	ePM1

### ISO16890: Classification Table

PM1 Classification	PM2.5 Classification	PM10 Classification	Coarse	
ePM1 95%	ePM2.5 95%	ePM10 95%	Arrestance reported in 5%	
ePM1 90%	ePM2.5 90%	ePM10 90%		
ePM1 85%	ePM2.5 85%	ePM10 85%		
ePM1 80%	ePM2.5 80%	ePM10 80%		
ePM1 75%	ePM2.5 75%	ePM10 75%		
ePM1 70%	ePM2.5 70%	ePM10 70%		
ePM1 65%	ePM2.5 65%	ePM10 65%		
ePM1 60%	ePM2.5 60%	ePM10 60%		
ePM1 55%	ePM2.5 55%	ePM10 55%		
ePM1 50%	ePM2.5 50%	ePM10 50%		
Requirement: >50% initial efficiency >50% discharged efficiency	Requirement: >50% initial efficiency >50% discharged efficiency	Requirement: >50% initial efficiency No discharge requirement		No discharge requirement

Note: ISO16890 demands a minimum (discharged efficiency) of 50% for ePM1 and ePM2.5 rated filters. This will ensure that those filters always provide a decent standard of long-term filtration in real-world customer applications.

## Eurovent certified performance



### Air filter certification You can count on us!

Camfil, in conjunction with the main independent test laboratories in Europe, is committed to bringing you the highest levels of transparency with regard to the new test protocols for air filters.

The European Committee for Standardisation has recently published a new standard on "Particulate air filters for general ventilation - determination of filtration performance". One of the aims of this new standard is to detail the in-situ performance of an air filter.

This new test protocol provides accurate data on the effectiveness of your air filters operating under real life conditions. Please always specify filters tested in accordance with EN779:2012. Your Camfil representative is available to explain this standard in detail should you require it - you can count on us!

### Air filter performance

At Camfil we are going a step further to ensure the best possible performance for our customers. The European ventilation industry organisation Eurovent has developed a certification programme to guarantee that our products live up to our promises.

The key elements of the programme are that:

- **Published data must be correct**
- **The products must comply with the EN779:2012 standard**
- **Filters must be tested by independent laboratories - SP in Sweden and VTT in Finland**
- **The test laboratories must be ISO 17025 certified**
- **We as manufacturers must be quality certified to ISO 9000 or a corresponding standard**
- **Each year, Eurovent selects, at random, four new filters from our range for inspection**

Read more on Eurovent's website: [www.eurovent-certification.com](http://www.eurovent-certification.com)

Eurovent's certification of our fine-dust filters means that you can rest assured that we live up to the performance requirements and the data we print in our official documentation. Our fine-dust filters are tested by independent laboratories selected by Eurovent and that means security for you. Select Camfil air filters with Eurovent certification - its guaranteed!



### Independent test results

Our Eurovent certification covers bag filters, compact filters and panel filters in classes M5-F9, tested to EN779:2012. The initial pressure drop must remain within the tolerance levels set out in EN779:2012.

All filters that we officially market in brochures or on our website in these filter classes are covered by the certification. Each class contains a range of product groups:

- **Same filter media/material (such as fibreglass)**
- **Same basic design (such as bag filters, compact filters etc)**
- **Same or lower air speed/net filter area**
- **Same filter class: M5, M6, F7, F8, F9**
- **Published data must be available, specifying the model, type, filter material, filter class as per EN779:2012,**
- **Nominal airflow and initial pressure drop at nominal airflow.**

The filters are tested at independent test laboratories - in Sweden, the Technical Research Institute of Sweden, SP, in Borås; in Finland, VTT in Espoo. These are the only laboratories in Europe that are accredited to ISO 17025.

The test laboratories are not told which company's products they are testing, but are only given a number that Eurovent assigns to each individual filter.

<sup>\*)</sup> Tolerance levels for initial pressure drop defined in EN779:2012: +(10%+Mt) or +(10Pa+Mt), whichever is highest. Mt = 5Pa (tolerance level defined in EN779:2012)

# Energy efficiency classification

## The way of comparing air filters.

At last, buyers of air filters will find it a lot easier to find the right filter— regarding both energy efficiency and indoor air quality. Eurovent’s new, objective energy efficiency classification has now been implemented. Now all air filters can be graded from A+ to E – A+ for the lowest energy consumption and E for the highest. The new classification is based on EN779:2012 and will give you a good understanding of annual energy consumption, initial efficiency and minimum efficiency. Higher demands. As the price of energy increases and the demands of reducing CO<sub>2</sub> emissions get tougher, the energy consumption related to air filters has become the focus of attention. Currently, air filters are classified only by their average efficiency. The new energy classification is far more precise.

## The standard.

The energy consumption of air filters can be determined as a function of the volume flow rate, the fan efficiency, the operation time and the average pressure drop. Due to the dust loading during operation, the pressure drop of an air filter is constantly increasing. The related energy consumption during a certain period of time can be calculated from the integral average of the pressure drop over this period of time.

## Put your supplier to the test.

Many suppliers do not test their filters properly, making it impossible for customers to compare different brands. At Camfil, we test all our filters to guarantee a high standard of quality. Does your air filter supplier have what it takes?

- Is the supplier certified by Eurovent?
- Are there labels on all boxes?
- Are all tests based on EN779:2012?
- Is there a test protocol for validation?



## Calculation and classification.

The new standard measures both filtration efficiency and pressure drop as a function of dust loading. A representative energy consumption level is calculated using the mean pressure drop difference averaged over the course of dust loading. On the basis of these figures, the energy performance of a filter over an operating period of one year is simulated in a laboratory. This representative energy value is used for a classification of air filters into energy classes.

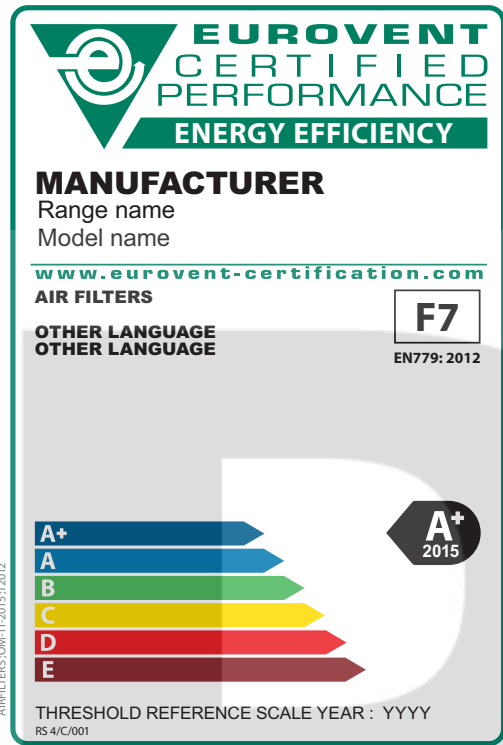
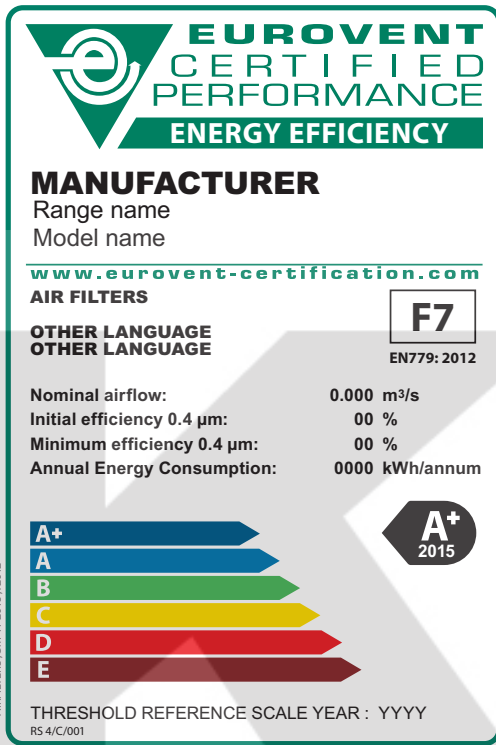
$$W = \frac{q_V \cdot \Delta \bar{p} \cdot t}{\eta \cdot 1000}$$

The calculation used in the new energy efficiency classification by Eurovent.



Filter class	M5	M6	F7	F8	F9
ME	–	–	ME ≥ 35%	ME ≥ 55%	ME ≥ 70%
	M <sub>M</sub> = 250g ASHRAE		M <sub>F</sub> = 100g ASHRAE		
A+	0-450 kWh	0-550 kWh	0-800 kWh	0-1000 kWh	0-1250 kWh
A	> 450 kWh - 600 kWh	>550 kWh - 650 kWh	>800 kWh - 950 kWh	>1000 kWh - 1200 kWh	>1250 kWh - 1450 kWh
B	> 600 kWh - 700 kWh	>650 kWh - 800 kWh	>950 kWh - 1200 kWh	>1200 kWh - 1500 kWh	>1450 kWh - 1900 kWh
C	> 700 kWh - 950 kWh	>800 kWh - 1100 kWh	>1200 kWh - 1700 kWh	>1500 kWh - 2000 kWh	>1900 kWh - 2600 kWh
D	> 950 kWh - 1200 kWh	>1100 kWh - 1400 kWh	>1700 kWh - 2200 kWh	>2000 kWh - 3000 kWh	>32600 kWh - 4000 kWh
E	> 1200 kWh	>1400 kWh	>2200 kWh	>3000 kWh	>4000 kWh

## Energy efficiency classification



### Eurovent Energy Efficiency label

The new labeling system will be displayed on standard filter boxes.

There are two different ways of excersion.

1. Full size 592x592, to EN 15805
  - Filter class
  - Nominal air flow rate, m3/h
  - Initial efficiency, %
  - Minimum efficiency, %
  - Annual Energy Consumption, kWh/annum
  - Energy class

### Certified values are to be find at:

Certified values are to be find at: [www.eurovent-certification.com](http://www.eurovent-certification.com)

### Other "family" sizes of standard filters

2. Other "family" sizes of standard filters
  - Filter class, according to 592x592
  - Energy class, according to 592x592


Width	Height	Front dimension
592	892	
490	892	
287	892	
490	592	
287	592	
287	287	
592	287	
592	490	
490	490	

FILTER

# Indoor Air Quality EN 16798-3

## The industrialised world


The world has changed immeasurably over the last 100 years. Industry, vehicle emissions and power generation mean that the air we breathe can be very heavily polluted. Although there are natural sources of pollution, the greater concern is pollution generated by human activity. Man has created approximately one hundred thousand chemicals that never pre-existed in nature and these are produced at the rate of more than a billion tonnes per year. All chemicals have a potential to vaporise and most of these synthetic chemicals are present in our air to some degree. Humans are spending an increasing amount of time inside buildings for both work and leisure purposes. Buildings have to be ventilated to replace oxygen and remove carbon dioxide. As a consequence, humans are increasingly exposed to the chemical pollutants in the external air, and that represents a threat to human health.



## The impact of pollution on our health

Pollutants in the air may be categorised as particulate (dust) or molecular (gas and vapours). Particulate and molecular pollutants are drawn into the human respiratory system during breathing. Most particles are trapped in the lung tissue, however the much smaller molecules quickly pass through

the lungs into the bloodstream and are distributed around the entire body. The effects of molecular pollutants are typically experienced much more easily and quickly than those due to particles. Typical symptoms include headaches, eye irritation and irritation of the respiratory system. Collectively these symptoms are commonly called "Sick Building Syndrome" or similar terms.



## The new European Standard for Ventilation

European Standard EN 16798-3 (superseded EN13779) is aimed at achieving a comfortable, healthy indoor environment in all seasons with acceptable installation and running costs. EN 16798-3 has now been adopted as a national standard in all countries. It specifies the required filter performance in a system to achieve good supply air quality taking into consideration contamination in the outdoor air. Outdoor air is split into three categories, from ODA 1, in which the air is pure apart from temporary pollution such as pollen, up to ODA 3 with high concentrations of gas and particles. This elevated pollution level ODA 3 is now typical of the contamination in urban areas.

## Recommendations in EN 16798-3 for particulate filters

Outdoor air quality	SUP Supply Air Class			
	SUP 1	SUP 2	SUP 3	SUP 4
ODA 1	M5 + F7	F7	F7	F7
ODA 2	F7 + F7	M5 + F7	F7	F7
ODA 3	F7 + F9	F7 + F7	M6 + F7	F7

Table referring to appendix B, \*Table B.2 - Recommended minimum filter classes per filter section (definition of filter classes according to EN 779)\*

## Recommendations in EN 16798-3 for molecular filters

Outdoor air quality	SUP Supply Air Class			
	SUP 1	SUP 2	SUP 3	SUP 4
ODA (G) 1	recommended			
ODA (G) 2	required	recommended		
ODA (G) 3	required	required	recommended	


\* GF = Gas Filtration, should be considered when going from above ODA / SUP levels. Dimensioning should be done in accordance with EN ISO 10121 - 1&2. Table referring to \*Table 18 - Required application of Gas Filter as a compliment to particle filtration based on gaseous outdoor air quality"

# CREO Software (Clean Room Energy Optimization)

## An overview of Camfil CREO Software

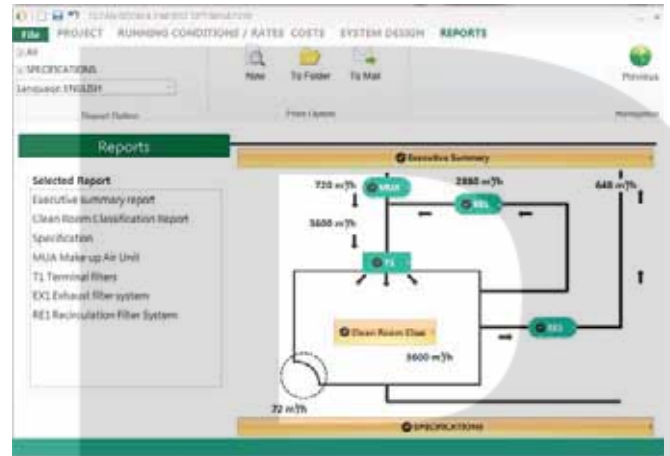
- Clean room theory and design
- Human particle generation calculations
- LCC (Life Cycle Cost) calculations
- Steady state condition calculations for various designs
- Air handling system design specific to the selection of air filters
- Latest and historic clean room standards
- Cleanliness Classification Report
- Total Cost of Ownership Reports
- Specification Generator

Clean Room Classification Report with Steady State calculation  
 Clean rooms play a vital role in multiple industries, supporting product innovation and the latest developments in cutting-edge technologies. They are also extremely challenging to design, with very high demands for **air cleanliness** and an increasing demand from owners and operators to **reduce escalating energy costs**. As the air cleanliness level is dependent on various factors - the room's supply air, **contamination sources**, and the **design of the ventilation system** - **sophisticated computer-aided analysis** is often better suited to estimate cleanliness, and ensure that users end up with the facilities their application requires.



Clean Room Classification Report with Steady State calculation

Camfil, the world's leading provider of air filters is widely recognized as the leading clean air solutions supplier globally. In another industry first, they have released this **new software** to support end users and designers to optimize air filtration selection for the most sustainable clean rooms:



Output summary

## Key features of CREO

CREO software features a unique up-to-date simulation engine based on clean-room theory and design. Users calculate **human particle generation**, perform **calculations of steady-state conditions** for different designs, and select the appropriate air handling system design and **air filters**. As reference, CREO also contains the **latest** and historic **clean room standards** for the life sciences and microelectronic industries, including comparisons between ASHRAE and EN 779 2002/2012.

CREO is a very quick and accurate tool for designers to select the required filters. Comparison up to three different solutions can be obtained with just a few inputs. The end result is customized clean room application that also allows the user to calculate the life cycle cost and cleanliness class for different clean room configurations and optimize their energy consumption.

Outputs, in friendly standard file format, from CREO are:

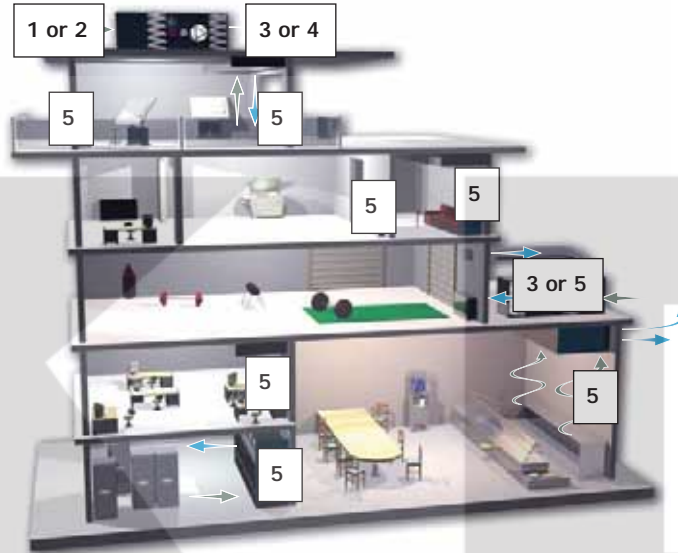
- TCO Executive Summary
- Steady State Calculation Report
- Complete and Detailed TCO Calculation Report for all System Components
- Extensive Engineering Specifications

For further information and software simulation, contact your nearest Camfil office or representative.


## Public buildings

Camfil ventilation filters prevent airborne particles from reducing air flow volumes in HVAC systems. During their lifetime, these filters keep air-handling systems clean so they can perform in accordance with design parameters.

These same filters also help safeguard people's wellbeing and health. Camfil's comfort air filters are commonly used in for example office buildings, schools, conference centres, shopping malls.



These recommendations are based upon existing criterion as published by cognizant authorities, or best practice, based upon published data. For your specific application, contact Camfil for a detailed solution for your needs.



1. Hi-Flo XLT



2. Opakfil ES



3. CityCarb



4. City-Flo

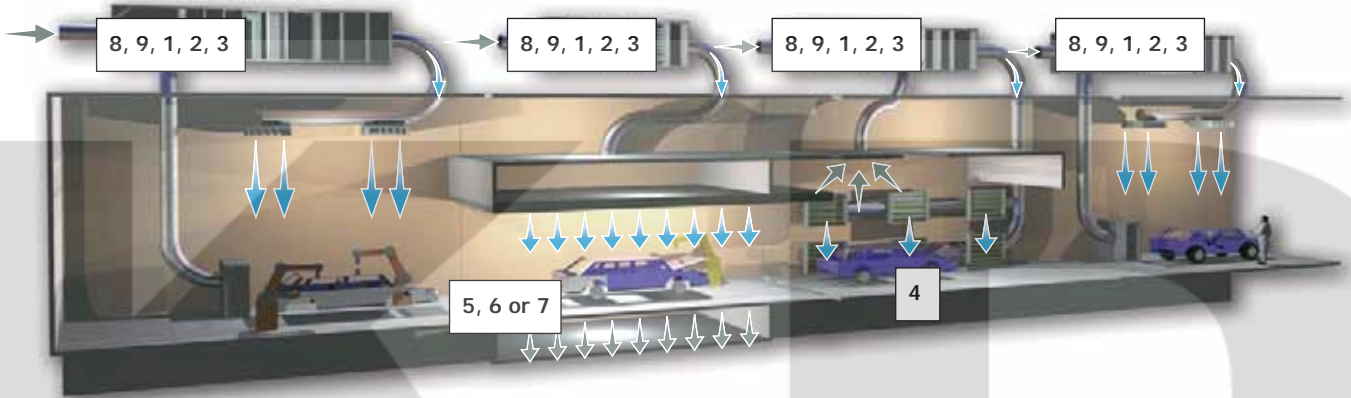


5. Ecopleat


F I L T E R

## Automotive

Few industrial applications demand such a clean working environment as paint facilities. Paint spraying facilities require a constant supply of fresh air for hygiene and safety reasons. We currently provide clean air and services to many major automotive plants throughout the world. We provide the best possible cost effective clean air solutions, customized and performance-optimized to meet your demands. Supplied and delivered exactly according to your needs – with Camfil.



These recommendations are based upon existing criterion as published by cognizant authorities, or best practice, based upon published data. For your specific application, contact Camfil for a detailed solution for your needs.



1. Hi-Flo XLT



2. Basic-Flo



3. Opakfil ES



4. Airopac HT/Panolair HT



5. CDM-600



6. Panolair



7. Camgrid SM 20



8. 30/30



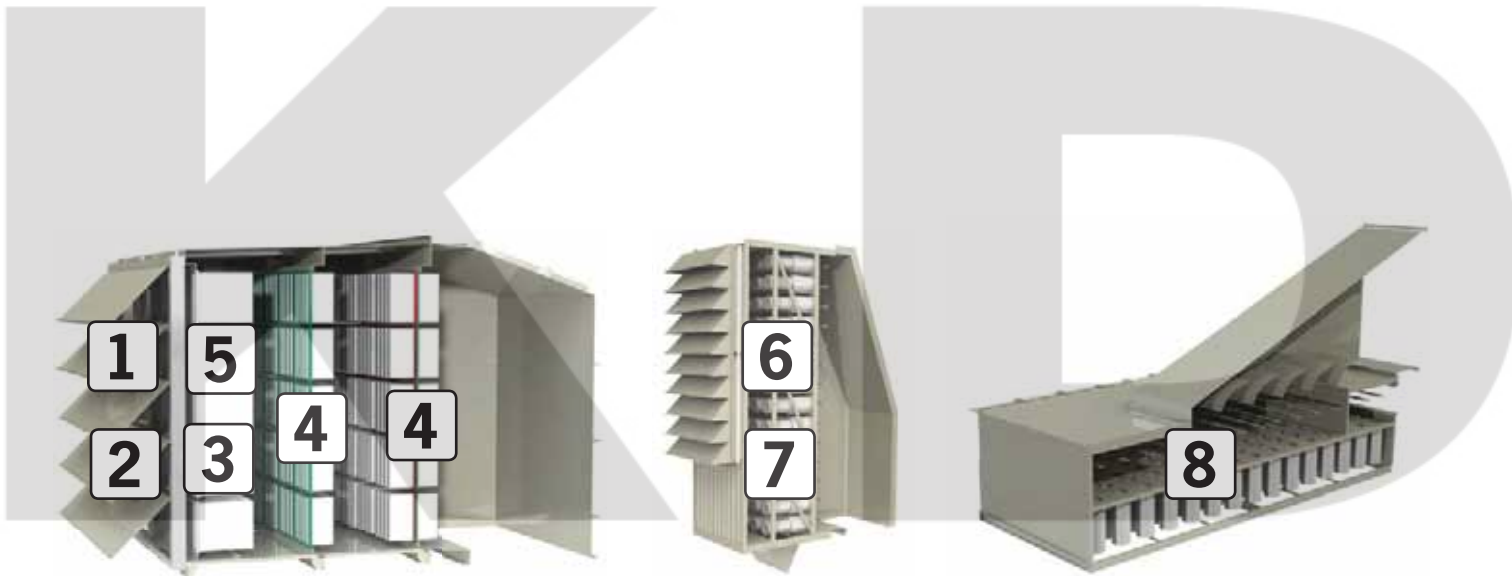
9. Hi-Cap



## Power systems

Clean air is vital to all combustion processes. The prime function of an inlet filter system is to protect the gas turbine from pollutants in the air, as particles entering can cause costly damages like erosion, corrosion and fouling. Erosion is a permanent degradation, mainly caused by coarse particles, while corrosion is caused by salt in combination with sulphur, and high temperatures. Smaller particles cause fouling of turbine blades, and thus affecting performance negatively. A secondary effect is an increase in temperatures, as heat transfer effectiveness is reduced, and ultimately the life of the hot section. Effective capture of particulate and airborne salt is therefore of vital importance for long and efficient operation. If not removed by the inlet system, particles will force operators to more frequently water wash the compressor, either by unnecessary on-line washing or during costly shut downs.

It is also important to understand the complexity of differentiating air filters. Most air filters remain in a system for months or even years. During this time, the filter will experience several environmental variations like changes in temperature, humidity, airflow velocity and particle load. To prevent this, and make sure our filters withstand the severe real life conditions once in operation; all GT filters are being developed and tested both at our own brand new Tech center, or at a third party company. For your best choice and solution, please contact your local Camfil-office for consultation, recommendation and calculation.



These are general recommendations for gas turbine air inlet systems. For consultation and details, please contact your nearest Camfil office.



1. CamVane 100



2. CamClose



3. Cam-Flo XMG/XTGT



4. CamGT



5. Cam-Flo GT / CamGuard



6. CamPulse GTC/GTD



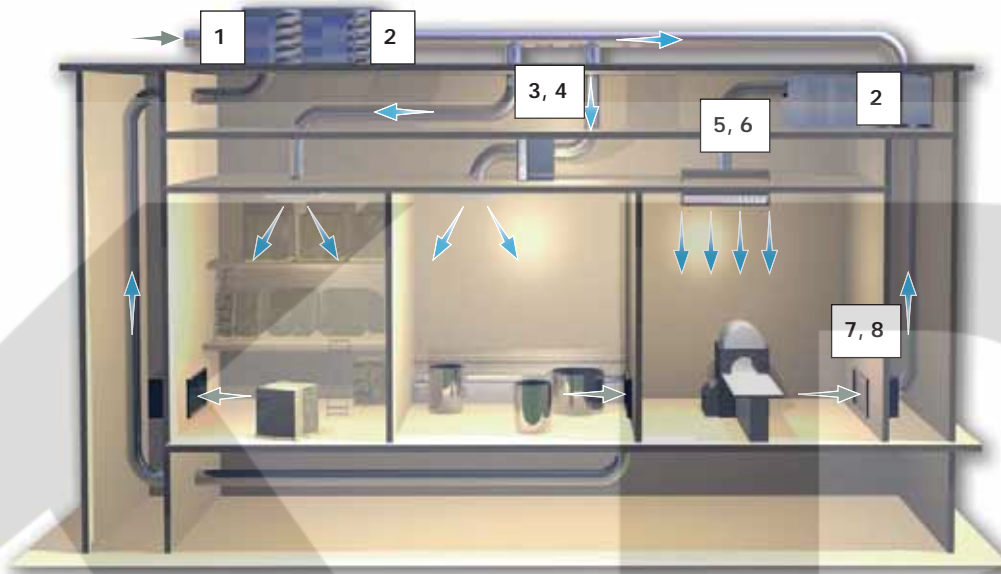
7. CamPulse CamBrane



8. Tenkay

## Food and beverage

Beverages protecting human health is a major concern for governments throughout the world. In France, for instance, the National Agency for Food Health and Safety (AFSSAL) can recommend to the authorities that the requisite health policy measures be taken. To prevent the air conditioning system from becoming a microbe nest, temperature and humidity must be controlled and accumulated organic matter removed, as clogged exchangers provide good support for the development of microorganisms. Talk with the experts in Clean air solutions – Camfil.



These recommendations are based upon existing criterion as published by cognizant authorities, or best practice, based upon published data. For your specific application, contact Camfil for a detailed solution for your needs.



1. Opakfil ProSafe F7



2. Opakfil ProSafe F8



3. Absolute V ProSafe H13



4. FCBL Class C



5. CleanSeal



6. Megalam ME



7. Sofdistri Reprise



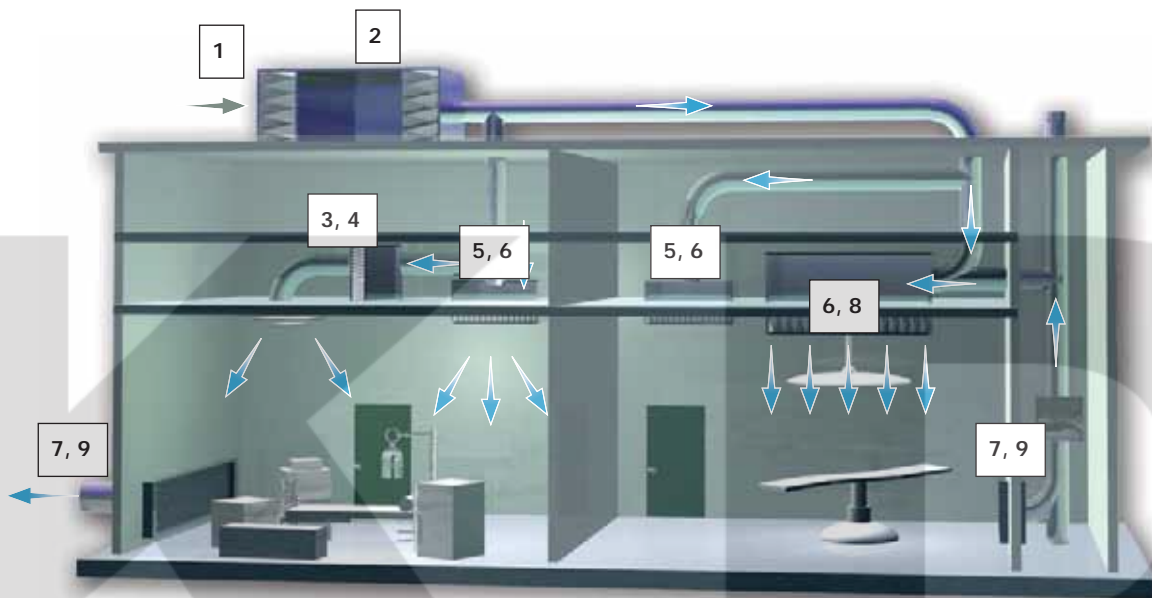
8. Ecopleat ProSafe




9. CC 6000 ProSafe

## Hospitals

Nowhere is air filtration more important than in health care facilities. Air filters offer excellent protection from airborne diseases in health care facilities, provided they form part of an overall air quality control programme. Camfil superior components include air filters, air filter housings or holding frames, air changes supplied to the conditioned space, temperature and humidity control, outside air introduction and appropriate control of air flow to protect visitors from undue exposure.



These recommendations are based upon existing criterion as published by cognizant authorities, or best practice, based upon published data. For your specific application, contact Camfil for a detailed solution for your needs.



1. Hi-Flo XLT F7/F8



2. Opakfil ES



3. Absolute DG



4. FC-A



5. CleanSeal




6. Megalam MD14



7. Ecopleat



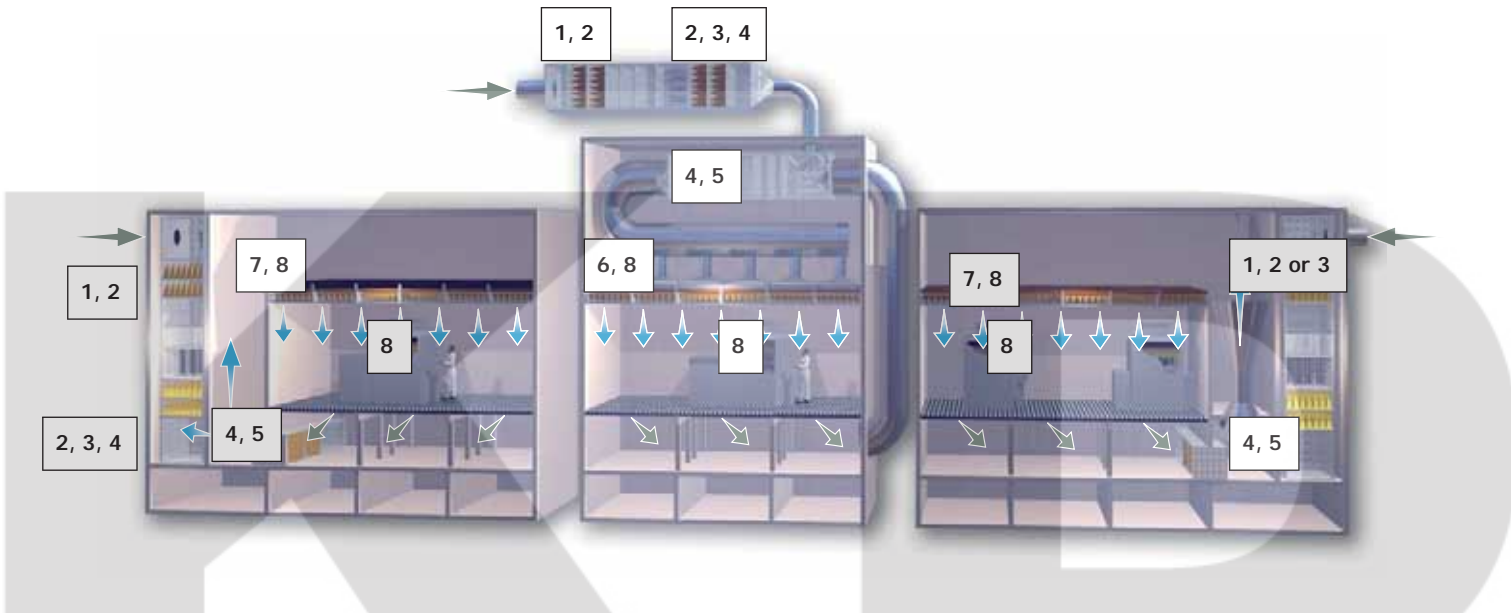
8. CamHosp 2




9. Sofdistri Reprise

## Microelectronics

Advanced production methods often require very clean air, and in many cases these requirements are certain to increase. Camfil is recognized as the leading supplier of high efficiency filtration products for the microelectronics industry. HEPA/ULPA filters are produced within controlled environments in our ISO 9000-certified plants. Our large production capacity ensures the availability of our products at all times throughout the world.



These recommendations are based upon existing criterion as published by cognizant authorities, or best practice, based upon published data. For your specific application, contact Camfil for a detailed solution for your needs.



1. Hi-Flo F7/F8



2. Opakfil ES



3. Camcarb



4. Absolute V



5. Gigapleat



6. Silent Hood



7. Megalam MX MG

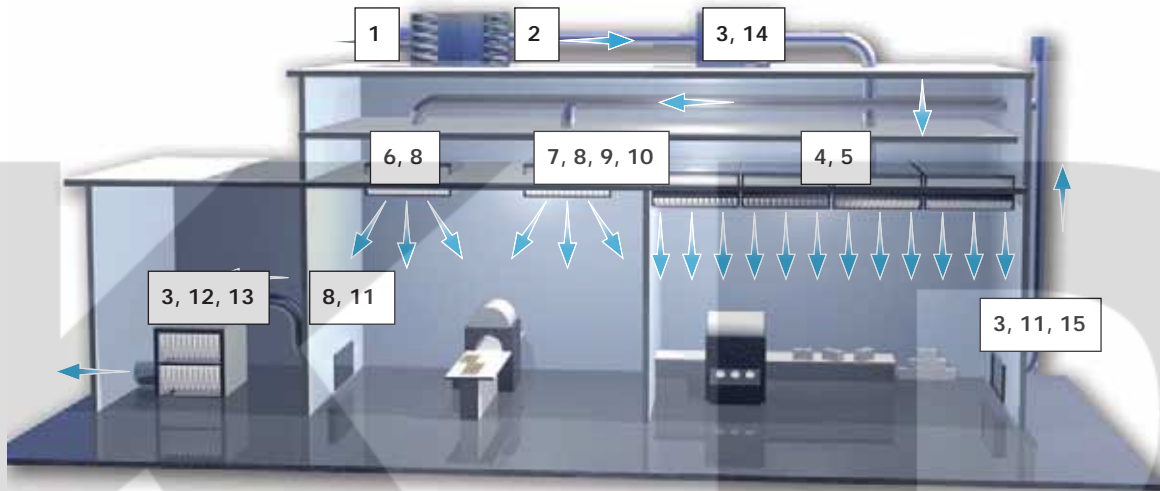


8. Gigapleat NXPP


FILTER

# Life Science

For the past forty years we have been a leading supplier of air filtration products and services to the Bio-Pharma Industry. Many of our clients have multiple facilities located around the world. Camfil is viewed by many of the largest Pharmaceutical manufacturers as a partner and well positioned to support their air filtration demands on a local and global basis.



These recommendations are based upon existing criterion as published by cognizant authorities, or best practice, based upon published data. For your specific application, contact Camfil for a detailed solution for your needs.



1. Hi-Flo ProSafe F7



2. Opakfil ProSafe



3. Absolute V ProSafe



4. CamGrid



5. Megalam T "U"



6. Pharmaseal




7. Softdistri Grille



8. Megalam MX, MG



9. CleanSeal



10. Megalam T Green



11. Softdistri Reprise



12. Camsafe 2



13. Airopac/Opakair



14. FCBL-A Classe C



15. Ecopleat M6

As part of our program for continuous improvement, Camfil reserves the right to change specifications without notice.

## Products



**Pleated Filters for Molecular Filtration**  
CityPleat  
Page 21



**Pleated Filters**  
30/30  
Page 22



**Pleated Filters**  
AeroPleat Eco  
Page 23



**Metal Panels**  
CamMet Double Filter  
Page 24



**Metal Panels**  
CamMet Metal Filter  
Page 25



**Metal Panels**  
CamVane 100  
Page 26



**Metal Panels**  
CamVane 100 HC  
Page 27



**Media**  
Media Rolls  
Page 28



**Media**  
Fan Coil Filters  
Page 29



**Primary Bag Filters**  
Hi-Cap  
Page 30



**Primary Bag Filters**  
Hi-Cap XLS  
Page 31



**Primary Bag Filters**  
Hi-Cap ProSafe  
Page 32

# FILTER

## CityPleat



### Advantages

- "2 in 1" filtration solution; particulate and molecular.
- Rapid Adsorption Dynamics (RAD)
- Ozone rating Oz5 or Oz6
- 100% incinerable
- Can be used upgrade existing installations
- Lightweight and clean

**Application:** Combination filtration to achieve particle pre-filtration and control of low level gaseous pollutants. Typical applications include IAQ improvement in city centre buildings, shopping malls and other public buildings.

**Type:** Pleated Panel

**Frame:** Water resistant cardboard

**Media:** Synthetic/Activated carbon

**Dimensions:** Filter front dimensions according EN 15805

**Rec. final pressure drop acc. EN 13053:** 150 Pa

**Maximum airflow:** 1,25 x nominal flow

**Temperature max:** 40°C

**RH. max:** 70%

**Mounting/Frames:** Front and side access housings and frames are available



Model Name	EN779	ISO16890	Dimensions WxHxD (mm)	Air Flow/pressure drop (m <sup>3</sup> /hr/Pa)	Weight (kg)
CityPleat-100-594x594x44	G4	Coarse 65%	594x 594x 44	1900/ 135	1
CityPleat-100-289x594x44	G4	Coarse 65%	289x 594x 44	900/ 135	0,5
CityPleat-200-594x594x44	G4	Coarse 65%	594x 594x 44	3175/ 135	1,8
CityPleat-200-289x594x44	G4	Coarse 65%	289x 594x 44	1500/ 135	0,9
CityPleat-200-594x594x95	G4	Coarse 65%	594x 594x 95	3185/ 90	2
CityPleat-200-289x594x95	G4	Coarse 65%	289x 594x 95	1500/ 90	1,9
CityPleat-480-594x594x95	G4	Coarse 65%	594x 594x 95	3185/ 50	3,8
CityPleat-480-289x594x95	G4	Coarse 65%	289x 594x 95	1500/ 50	1

F I L T E R

# 30/30



### Advantages

- Water resistant cardboard frame
- Conception with girders/ crossbars
- Diagonal stiffener stuck to media to keep the spacing of folds, protect and maintain the filter
- Fully supported media bonded onto a wire support grid
- Rounded pleats for a maximum capacity of dustretention and facilitate airflow through the media
- Replaceable filter media filter

**Application:** Primary filter for air conditioning systems.

**Type:** Pleated Panel

**Frame:** Water resistant cardboard

**Media:** Synthetic

**Dimensions:** Filter front dimensions according EN 15805

**Rec. final pressure drop acc. EN 13053:** 150 Pa

**Maximum airflow:** 1,25 x nominal flow

**Temperature max:** 90°C

**RH. max:** 100%

**Mounting/Frames:** Front and side access housings and frames are available



Model Name	EN779	ISO16890	Dimensions WxHxD (mm)	Air Flow/pressure drop (m³/hr/Pa)	Media area (m²)	Weight (kg)
24241	G4	Coarse 70%	594x 594x 23	2600/ 65	0,83	0,5
24242	G4	Coarse 70%	594x 594x 48	3420/ 70	1,64	0,78
24244	G4	Coarse 70%	594x 594x 98	4140/ 90	2,56	1,45
12242	G4	Coarse 70%	289x 594x 48	1710/ 70	0,79	0,4
16202	G4	Coarse 70%	394x 495x 48	1890/ 70	0,94	0,44
16252	G4	Coarse 70%	394x 622x 48	2340/ 70	1,18	0,55
20202	G4	Coarse 70%	495x 495x 48	2340/ 70	1,12	0,55
20242	G4	Coarse 70%	495x 594x 48	2880/ 70	1,36	0,66
20252	G4	Coarse 70%	495x 622x 48	2970/ 70	1,42	0,7
12244	G4	Coarse 70%	289x 592x 98	2070/ 90	1,28	0,75
16204	G4	Coarse 70%	394x 495x 98	2250/ 90	1,45	0,85
20204	G4	Coarse 70%	495x 495x 98	2880/ 90	1,73	1,05

*Other dimensions are available on request - All dimensions are nominal*

# FILTER



## AeroPleat Eco



### Advantages

- Low pressure drop media resulting in low energy costs
- Robust construction for reliable operation
- Moisture resistant incinerable cardboard frame

**Application:** Pre filter for comfort air conditioning applications

**Type:** Pleated Panel

**Frame:** Water resistant cardboard

**Media:** Cotton/Synthetic

**Dimensions:** Filter front dimensions according EN 15805

**Rec. final pressure drop acc. EN 13053:** 150 Pa

**Maximum airflow:** 1,25 x nominal flow

**Temperature max:** 70°C

**RH. max:** 100%

**Mounting/Frames:** Front and side access housings and frames are available



Type	EN779	ISO16890	Dimensions WxHxD (mm)	Air Flow/pressure drop (m³/hr/Pa)	Media area (m²)	Weight (kg)
AeroPleat Eco 592x592x48-0	G4	Coarse 65%	592x 592x 48	3240/ 70	1,1	0,7
AeroPleat Eco 494x622x48-0	G4	Coarse 65%	494x 622x 48	2880/ 70	1,0	0,6
AeroPleat Eco 494x592x48-0	G4	Coarse 65%	494x 592x 48	2750/ 70	0,9	0,55
AeroPleat Eco 494x494x48-0	G4	Coarse 65%	494x 494x 48	2290/ 70	0,8	0,5
AeroPleat Eco 394x622x48-0	G4	Coarse 65%	394x 622x 48	2300/ 70	0,8	0,5
AeroPleat Eco 394x494x48-0	G4	Coarse 65%	394x 494x 48	1830/ 70	0,6	0,4
AeroPleat Eco 287x592x48-0	G4	Coarse 65%	287x 592x 48	1620/ 70	0,5	0,4
Aeropleat Eco 592x592x92-0	G4	Coarse 65%	592x 592x 92	3400/ 70	2,0	1,1
Aeropleat Eco 494x622x92-0	G4	Coarse 65%	494x 622x 92	3000/ 70	1,8	1,0
Aeropleat Eco 494x494x92-0	G4	Coarse 65%	494x 494x 92	2330/ 70	1,4	0,9
Aeropleat Eco 394x622x92-0	G4	Coarse 65%	394x 622x 92	2330/ 70	1,4	0,9
Aeropleat Eco 287x592x92-0	G4	Coarse 65%	287x 592x 92	1700/ 70	1,0	0,5

*Other dimensions are available on request - All dimensions are nominal*

# FILTER

## CamMet Double Filter



### Advantages

- Fat is arrested in two stages in the filter
- Air passes through the labyrinth strips and is cooled
- Fat condenses out and runs down in a channel
- Minimises the risk of clogging and excess pressure drop
- Air then passes through a knitted stainless steel filter
- Any residual fat is trapped
- Filter is fitted with two strong handles
- Washable

**Application:** Double filter with Flame Guard and knitting mesh for restaurants and the catering industry is manufactured completely in stainless material.

**Type:** Metal Panel

**Function:** Fat condenses on the labyrinth structure and the flame guard also has a final filter of knitted stainless filter medium to deal with any remaining fat.

**Frame:** polished steel sheet 0.7 mm. AISI 304L

**Labyrinth:** polished steel sheet 0.7 mm. AISI 304L

**Media:** Woven stainless steel wire dia. 0,22 mm. AISI 304L

**Grating:** Stainless steel grid 20x20 mm dia 2mm



Art. No.	Type	EN779	ISO16890	Dimensions WxHxD (mm)	Air Flow/pressure drop (m³/hr/Pa)	Media area (m²)	Weight (kg)
MF31022	Double Filter	G2	Coarse 20%	400x 200x 35	275/ 80	0,1	1
MF31021	Double Filter	G2	Coarse 20%	400x 400x 35	550/ 80	0,16	2
MF31020	Double Filter	G2	Coarse 20%	450x 400x 35	630/ 80	0,18	2,3
MF31006	Double Filter	G2	Coarse 20%	495x 245x 35	430/ 80	0,12	2,6
MF31007	Double Filter	G2	Coarse 20%	495x 495x 35	875/ 80	0,24	3,2
	Double Filter	G2	Coarse 30%	592x 592x 50	1250/ 70	0,35	6,6

*Special sizes are available on request*



## CamMet Metal Filter



### Advantages

- Filter cells are made from aluminium, galvanised or stainless steel wire woven into a special pattern
- Prefilter suitable for cleanable dust, sand, flour, paint, oil
- Grease and oil filter with very high separation efficiency.
- Can be made in all customised sizes.
- Can be cleaned in dishwasher or pressure washer.
- Very large cooling surface without excessive air resistance

**Application:** Metal filter for grease or oil mist separation. Prefilter for thick particles.

**Type:** Metal Panel

**Frame:** Metal

**Media:** Gavanised steel, Stainless steel, Aluminium

**Type:** G2 Metal filter and high oil separation efficiency

**Frame:** Aluminium EN-AW-6060, ALMG3, stainless steel AISI 304L, acid stainless steel AISI 316L, galvanized

**Media:** Woven metal wire mesh. Can be made in aluminium, galvanized, stainless steel or acid stainless steel material

**Grating:** Aluminium, Hot-dip galvanized expanded metal net or stainless steel grid

Model Name	EN779	ISO16890	Dimensions WxHxD (mm)	Air Flow/pressure drop (m³/hr/Pa)	Media area (m²)	Weight (kg)
airMet 25 mm	G2	Coarse 30%	592x 592x 25	3000/ 30	0,35	3,3
airMet Alu 25 mm	G2	Coarse 30%	592x 592x 25	3000/ 35	0,35	2,5
airMet 50 mm	G3	Coarse 40%	592x 592x 50	3000/ 35	0,35	5,5
airMet Alu 50 mm	G3	Coarse 40%	592x 592x 50	3000/ 45	0,35	4
airMet 100 mm	G4	Coarse 60%	592x 592x 100	3000/ 60	0,35	9,1
airMet Alu 100 mm	G4	Coarse 60%	592x 592x 100	3000/ 60	0,35	6,6

*Other dimensions on demand*

*Height = 100->750*

*Width = 100->1500*

*Depth 8,5->150 (galvanised 10->150)*

## CamVane 100



### Advantages

- Air velocities between 1,0 to 5,0 m/s
- Low noise level
- Very low pressure drop
- Weather resistant material
- Separation efficiency up to 100 % rain
- Minimal risk of freezing

**Application:** Intake grille which is a very efficient for rainprotection. It is used in all filter installations where the water, rain and moisture problems occur, such as in marine environments, coastal areas, the rivers and inland.

**Type:** Metal Panel

**Mounting/Frames:** Mounting flange or fastening ears to customer specifications.

**Type:** CamVane has specially-shaped aluminium profiles which generate turbulence in the airflow.

**Frame:** Aluminium EN-AW-5754

**Profiles:** Aluminium EN-AW-6060

**Air velocities:** 1.0 - 5.0 m/s in the duct system

**Size:** Supplied with any dimensions up to 2500 x 2500 mm

**Deep:** Standard 100 mm

**Drainage:** Supplied with drain at the bottom.

**Air velocity (m/s):** 1,0 - 5,0

**Size WxH (mm):** Up to 2500 x 2500

**Deep D (mm):** 100

Air velocity (m/s): 1,0 - 5,0

Size WxH (mm): Up to 2500 x 2500

Deep D (mm): 100

Optional extras: Protective grating for CamVane 100 is delivered afterwards, Installation flanges on the front or rear of the CamVane

Order example: x CamVane 100 (w x h) 600 x 600 mm, x Protective grating (W x h) 600 x 600 mm

Weight (kg/m<sup>2</sup>): Approx. 35

Efficiency of droplet separator: cc 25 mm: 20 µm at 3,0 m/s

Tested by VTT in Finland to EN 13030:2001

Determining the sound power level, pressure and flow from one out grilles to ISO 5135 (SP Report P906282 rev)

Optional extras:

- Protective grating for CamVane 100 is delivered afterwards
- Installation flanges on the front or rear of the CamVane

Order example:

x CamVane 100 (w x h) 600 x 600 mm

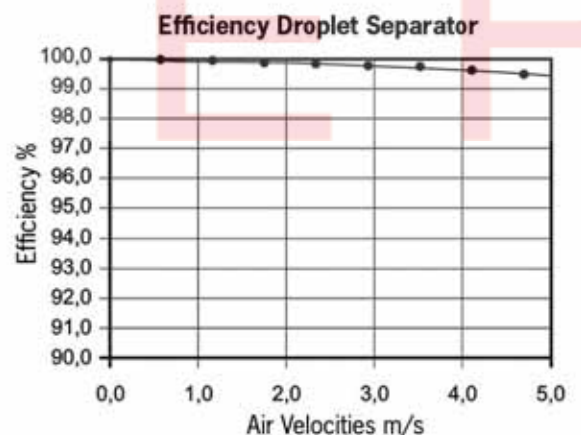
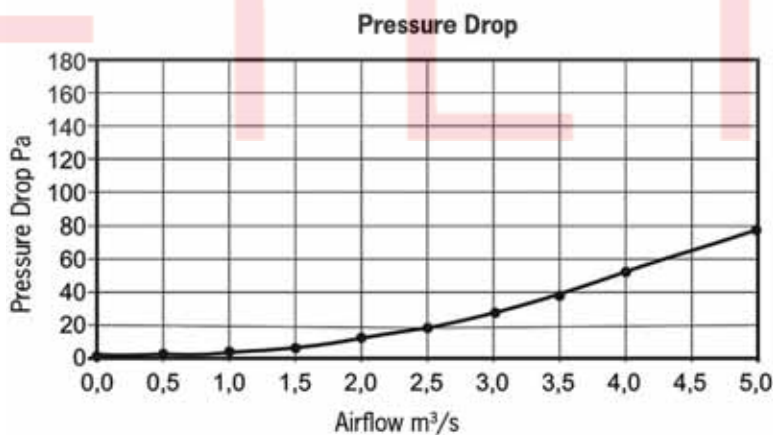
x Protective grating (W x h) 600 x 600 mm

Weight (kg/m<sup>2</sup>): Approx. 35

Efficiency of droplet separator: cc 25 mm: 20 µm at 3,0 m/s

Tested by VTT in Finland to EN 13030:2001

Determining the sound power level, pressure and flow from one out grilles to ISO 5135 (SP Report P906282 rev)



## CamVane 100 HC



### Advantages

- Air velocities between 1,0 to 3,0 m/s
- Low noise level
- Very low pressure drop
- Weather resistant material
- Separation efficiency up to 100 % rain

**Application:** Intake grille which is a very efficient for rainprotection. It is used in all filter installations where the water, rain and moisture problems occur, such as in marine environments, coastal areas, the rivers and inland

**Type:** Metal Panel

**Options:** Type: CamVane has specially-shaped aluminium profiles which generate turbulence in the airflow

**Air velocities:** 1.0 - 3.0 m/s in the duct system

**Size:** Supplied with any dimensions up to 2500 x 2500 mm



Air velocity (m/s): 1,0 - 5,0  
 Size WxH (mm): Up to 2500 x 2500  
 Deep D (mm): 100

Optional extras:

- Protective grating for CamVane 100 is delivered afterwards
- Installation flanges on the front or rear of the CamVane

Order example:

x CamVane 100 (w x h) 600 x 600 mm  
 x Protective grating (W x h) 600 x 600 mm

Weight (kg/m<sup>2</sup>): Approx. 35

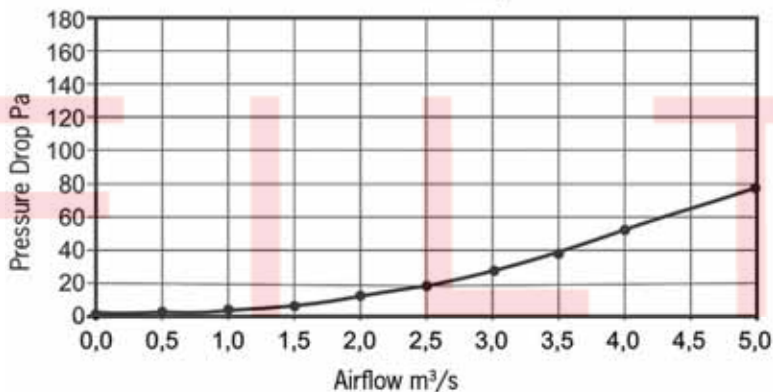
Efficiency of droplet separator: cc 25 mm: 20 µm at 3,0 m/s

Tested by VTT in Finland to EN 13030:2001

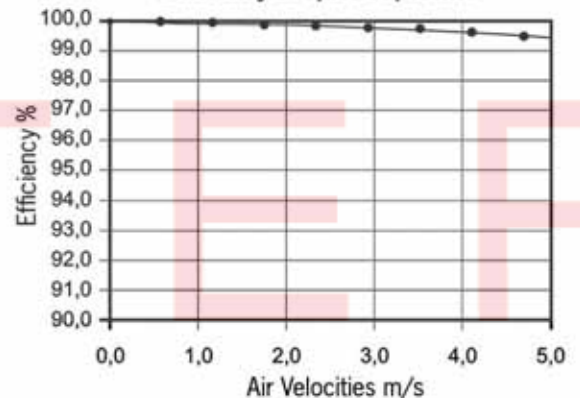
Determining the sound power level, pressure and flow from one out grilles to ISO 5135 (SP Report P906282 rev)



Pressure Drop



Efficiency Droplet Separator



## Media Rolls

### Advantages

- Available for all kind of applications

**Application:** For use as a pre filter in air conditioning, and spraybooth ventilation.

**Type:** Media Roll

**Media:** Glass fiber, Synthetic

**Rec. final pressure drop:** 150 Pa

**RH. max:** 100%



Type	Media	EN779	ISO16890	Dimensions WxL (m)	Media Thickness* (mm)	Pressure drop (Pa)	Velocity (m/s)
PE920-100/10	Synthetic	G2	Coarse 40%	2x 20	10	28	2
PE930-80/10 M1*	Synthetic	G3	Coarse 50%	2x 25	10	20	1,5
PE930-150/15	Synthetic	G3	Coarse 50%	2x 20	15	30	1,5
PE940-200/20	Synthetic	G4	Coarse 60%	2x 20	20	25	1
PE940-200/20 M1*	Synthetic	G4	Coarse 60%	2x 20	20	50	1
PE940-400/45	Synthetic	G4	Coarse 60%	2x 20	45	36	1
PE940-400/45 M1*	Synthetic	G4	Coarse 60%	1x 20	50	50	1
PE940-180/20 Blue	Synthetic	G4	Coarse 60%	2x 20	20	20	1
PE940-80/5	Synthetic	G4	Coarse 60%	0,76x 60	5	21	1
PE950-500/20	Synthetic, impregnated	M5	Coarse 85%	2x 20	20	25	0,25
PE950-600/25	Synthetic	M5	Coarse 85%	2,1x 20	25	23	0,25
PE940-150/5	Synthetic	M5	Coarse 85%	1x 40	5	16	0,25
PE950-150/10 M1*	Synthetic	M5	Coarse 85%	2x 30	8	13	0,25
PE950-300/20	Synthetic	M5	Coarse 85%	2x 20	20	12	0,25
PE960-600/25 impregnated	Synthetic	M6		2x 20	25	58	0,25

*Other sizes and cut pads available on request.*  
*\*Deviation possible.*

# FILTER

## Fan Coil Filters



### Advantages

- Robust
- Progressively built-up thermal bonded polyester fibre

**Application:** Prevention of dust and dirt build up on heating/cooling coils within ventilation systems.

**Type:** Pad Filter

**Frame:** Metal

**Media:** Synthetic

**Temperature max:** 70°C

**RH. max:** 100%

**Option:** G4 or carbon impregnated for odour treatment



Type	EN779	ISO16890	Dimensions WxHxD (mm)	Air Flow/pressure drop (m³/hr/Pa)	Media area (m²)	Weight (kg)
Fan Coil	G3	Coarse 50%	174x 650x 4	790/ 25	0,11	0,11
Fan Coil	G3	Coarse 50%	174x 850x 4	1040/ 25	0,15	0,15
Fan Coil	G3	Coarse 50%	174x 1050x 4	1274/ 25	0,18	0,18
Fan Coil	G3	Coarse 50%	174x 1250x 4	1520/ 25	0,22	0,22
Fan Coil	G3	Coarse 50%	185x 444x 4	570/ 25	0,08	0,08
Fan Coil	G3	Coarse 50%	185x 594x 4	770/ 25	0,11	0,11
Fan Coil	G3	Coarse 50%	185x 794x 4	1030/ 25	0,15	0,15
Fan Coil	G3	Coarse 50%	185x 994x 4	1280/ 25	0,18	0,18
Fan Coil	G3	Coarse 50%	185x 1194x 4	1560/ 25	0,22	0,22
Fan Coil	G3	Coarse 50%	205x 660x 4	990/ 25	0,14	0,14
Fan Coil	G3	Coarse 50%	212x 465x 4	690/ 25	0,1	0,1
Fan Coil	G3	Coarse 50%	212x 665x 4	990/ 25	0,14	0,14
Fan Coil	G3	Coarse 50%	212x 1065x 4	1580/ 25	0,23	0,23
Fan Coil	G3	Coarse 50%	245x 480x 4	800/ 25	0,12	0,12
Fan Coil	G3	Coarse 50%	245x 730x 4	1280/ 25	0,18	0,18
Fan Coil	G3	Coarse 50%	245x 1030x 4	1760/ 25	0,25	0,25
Fan Coil	G3	Coarse 50%	418x 170x 4	495/ 25	0,07	0,07
Fan Coil	G3	Coarse 50%	578x 208x 4	850/ 25	0,12	0,12
Fan Coil	G3	Coarse 50%	578x 170x 4	700/ 25	0,1	0,1
Fan Coil	G3	Coarse 50%	778x 170x 4	990/ 25	0,14	0,14
Fan Coil	G3	Coarse 50%	978x 208x 4	1500/ 25	0,21	0,21
Fan Coil	G3	Coarse 50%	978x 170x 4	1200/ 25	0,17	0,17

Other sizes available on request

## Hi-Cap



### Advantages

- Optimized media surface by conical pocket shape
- Robust construction
- Easy installation
- Robust metal header frame
- High dust holding capacity

**Application:** Prefilter for air conditioning and ventilation systems

**Type:** Bag Filter

**Frame:** Galvanised steel

**Media:** Synthetic

**Dimensions:** Filter front dimensions according EN 15805

**Rec. final pressure drop acc. EN 13053:** 150 Pa

**Maximum airflow:** 1,25 x nominal flow

**Temperature max:** 70°C

**RH. max:** 100%

**Mounting/Frames:** Front and side access housings and frames are available



Model Name	EN779	ISO16890	Dimensions WxHxD (mm)	Air Flow/pressure drop (m³/hr/Pa)	Bags	Media area (m²)	Weight (kg)
HC66	G4	Coarse 60%	592x 592x 360	3400/ 40	6	2,6	2,2
HC56	G4	Coarse 60%	490x 592x 360	2800/ 40	5	2,2	1,9
HC36	G4	Coarse 60%	287x 592x 360	1700/ 40	3	1,3	1,3
HC33	G4	Coarse 60%	287x 287x 360	800/ 40	3	0,7	0,7
HC63	G4	Coarse 60%	592x 287x 360	1700/ 40	6	1,3	1,3
HC66/580	G4	Coarse 60%	592x 592x 580	3400/ 30	6	4,2	2,6
HC56/580	G4	Coarse 60%	490x 592x 580	2800/ 30	5	3,5	2,2
HC36/580	G4	Coarse 60%	287x 592x 580	1700/ 30	3	2,0	1,5
HC33/580	G4	Coarse 60%	287x 287x 580	850/ 30	3	1	0,8
HC63/580	G4	Coarse 60%	592x 287x 580	1700/ 30	6	2	1,5

*Other dimensions are available on request - All dimensions are nominal*

F I L T E R



## Hi-Cap XLS



### Advantages

- Rigid self supporting pockets
- Moulded, stabile and aerodynamic plastic header in one piece
- High mechanical strength
- Welded pocket construction

**Application:** Pre-filtration for removing the largest particles in an air conditioning system.

**Type:** Bag Filter

**Frame:** Plastic moulded

**Media:** Synthetic

**Dimensions:** Filter front dimensions according EN 15805

**Rec. final pressure drop acc. EN 13053:** 150 Pa

**Maximum airflow:** 1,25 x nominal flow

**Temperature max:** 70°C

**RH. max:** 100%

**Mounting/Frames:** Front and side access housings and frames are available



Type	EN779	ISO16890	Dimensions WxHxD (mm)	Air Flow/pressure drop (m³/hr/Pa)	Bags	Media area (m²)	Weight (kg)
4/370	G4	Coarse 60%	592x 592x 370	3400/ 35	6	2,6	1
4/370	G4	Coarse 60%	490x 592x 370	2800/ 35	5	2,2	0,9
4/370	G4	Coarse 60%	287x 592x 370	1700/ 35	3	1,3	0,6
4/370	G4	Coarse 60%	592x 287x 370	1700/ 35	6	1,3	0,6
4/370	G4	Coarse 60%	592x 490x 370	2700/ 35	6	2,2	0,9
4/520	G4	Coarse 60%	592x 592x 520	3400/ 30	6	3,7	1,2
4/520	G4	Coarse 60%	490x 592x 520	2800/ 30	5	3	1
4/520	G4	Coarse 60%	287x 592x 520	1700/ 30	3	1,8	0,7
4/520	G4	Coarse 60%	592x 287x 520	1700/ 30	6	1,8	0,7
4/520	G4	Coarse 60%	592x 490x 520	2700/ 30	6	3	1,1

*Other dimensions are available on request - All dimensions are nominal*

F I L T E R

## Hi-Cap ProSafe



### Advantages

- Specially designed for Process Safety (Food Life Science applications)
- Rigid self supporting pockets
- Moulded, stabile and aerodynamic plastic header in one piece
- High mechanical strength
- Compliant to EC 1935:2004
- Compliant to VDI 6022 / ISO 846

**Application:** Pre-filtration for removing the largest particles in an air conditioning system.

**Type:** Bag Filter

**Frame:** Plastic moulded

**Media:** Synthetic

**Sealant:** Polyurethane

**Dimensions:** Filter front dimensions according EN 15805

**Rec. final pressure drop acc. EN 13053:** 150 Pa

**Maximum airflow:** 1,25 x nominal flow

**Temperature max:** 70°C

**RH. max:** 100%

**Mounting/Frames:** Front and side access housings and frames are available



Food and Beverage or Life-Science activities have set new standards in product quality and therefore require specific characteristics regarding process definition.

Camfil, as the leader in clean air solutions and air filtration, has developed the complete ProSafe™ range of products designed for the most demanding processes, including safety, traceability and audits requirement.

Model Name	EN779	ISO16890	Dimensions WxHxD (mm)	Air Flow/pressure drop (m³/hr/Pa)	Bags	Media area (m²)	Weight (kg)
4/370	G4	Coarse 60%	592x 592x 370	3400/ 35	6	2,6	1
4/370	G4	Coarse 60%	490x 592x 370	2800/ 35	5	2,2	0,9
4/370	G4	Coarse 60%	287x 592x 370	1700/ 35	3	1,3	0,6
4/370	G4	Coarse 60%	592x 287x 370	1700/ 35	6	1,3	0,6
4/370	G4	Coarse 60%	592x 490x 370	2700/ 35	6	2,2	0,9
4/520	G4	Coarse 60%	592x 592x 520	3400/ 30	6	3,7	1,2
4/520	G4	Coarse 60%	490x 592x 520	2800/ 30	5	3,0	1
4/520	G4	Coarse 60%	287x 592x 520	1700/ 30	3	1,8	0,7
4/520	G4	Coarse 60%	592x 287x 520	1700/ 30	6	1,8	0,7
4/520	G4	Coarse 60%	592x 490x 520	2700/ 30	6	3,0	1,1

F I L T E R

Products



**Bag Filters For Molecular Filtration**  
City-Flo XL  
Page 38



**Bag Filters For Molecular Filtration**  
City-Flo  
Page 39



**Bag Filters**  
Hi-Flo XLT  
Page 40



**Bag Filters**  
Hi-Flo XLS  
Page 43




**Bag Filters**  
Hi-Flo M  
Page 45



**Bag Filters**  
Hi-Flo TM  
Page 46



**Bag Filters**  
Hi-Flo P  
Page 47



**Bag Filters**  
Hi-Flo UF  
Page 48



**Bag Filters**  
Hi-Flo A  
Page 50



**Bag Filters**  
Basic-Flo  
Page 51



**Bag Filters**  
Standard-Flo  
Page 53



**Compact Filters for Molecular Filtration**  
CityCarb I  
Page 55



**Compact Filters for Molecular Filtration**  
CityCarb E  
Page 56



**Compact Filters for Molecular Filtration**  
CityCarb CH  
Page 57



**Compact Filters for Molecular Filtration**  
CitySorb  
Page 58



**Compact Filters**  
Opakfil ES  
Page 59



**Compact Filters**  
Opakfil ST  
Page 60



**High Efficiency Panels**  
EcoPleat Green  
Page 61



**High Efficiency Panels**  
EcoPleat Eco  
Page 62



**High Efficiency Panels**  
M-Pleat Green  
Page 63

## Products




**Pleated Compact Filters**  
Aiopac  
Page 64



**Pleated Compact Filters**  
Aiopac High Temp  
Page 65



**ProSafe Selection**  
Opakfil ProSafe ES  
Page 66



**ProSafe Selection**  
Hi-Flo ProSafe  
Page 67



**ProSafe Selection**  
M-Pleat EcoPleat ProSafe  
Page 69



F I L T E R

## Ozone rating



### Camfil introduce an ozone removal efficiency classification for molecular filters.

Ozone may be removed from air by molecular filters. To help customers assess the effectiveness of different products, Camfil introduce an ozone removal efficiency rating system. This is a first in the filtration industry.

### Ozone

Ozone is a naturally occurring gas that is widely present in our environment at ground level. The ozone molecule is composed of three oxygen atoms, rather than the two atoms of normal oxygen. Ozone is formed by the interaction of other gaseous pollutants such as oxides of nitrogen and volatile organic compounds (VOCs) under the influence of ultraviolet (UV) light. City centre levels of ozone increase during periods of high sunlight. Ozone is classed as an oxidising agent, and has the potential to damage or destroy other molecules.

### Ozone and human health

Ozone is an extremely reactive gas and inhalation of ozone can be harmful to human health. The presence of ozone in air may be readily correlated to hospital admission rates relating to respiratory illness. Symptoms of ozone exposure include; throat irritation, aggravation of asthma, decrease in lung function and increased susceptibility to respiratory infection. Ambient ozone levels and high alerts may be available on local government websites in many parts of the world.

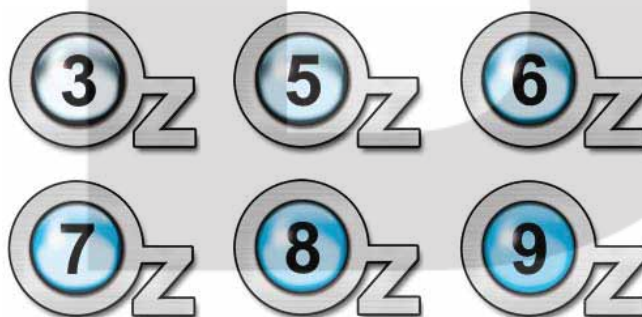
### Removing ozone from the air

Molecular filters reduce ozone levels in the air through processes of adsorption and decomposition.

### Measuring ozone removal efficiency

Camfil use a unique test rig to measure ozone removal efficiency. Temperature and relative humidity conditioned air is blown through full size production filters. Ozone is injected into the airstream and sensitive ozone detectors measure the concentration upstream and downstream of the filter. Filter efficiency is readily calculated from the up-and downstream ozone concentrations.

Camfil are market leaders in the validation of performance of molecular filters. Filters can be challenged with many different gases and vapours. Using temperatures between 5 and 50 deg C and relative humidity values between 30% and 90%, we can determine the performance of our filters under the conditions present in our customer applications.




### Table of ozone filtration ratings

Filter Type	Average Ozone Removal Efficiency	Ozone Rating
City-Flo XL	35%	3
CityPleat 200 2"	50%	5
CityPleat 480 4"	65%	6
CitySorb	70%	7
City-Flo	80%	8
CityCarb I	90%	9

- (i) All filters tested at 2.5 m/s face velocity (500 fpm);
- ii) Ozone challenge = 150 – 450 ppb;
- iii) Temperature = 22 deg C;
- iv) Relative humidity = 50%

All the filters use a high quality broad spectrum adsorbent, based on activated carbon to destroy the ozone molecules. Laboratory tests show that filters based on the use of potassium permanganate, which is itself a strong oxidising agent are unlikely to be effective.

## City-Flo XL



### Advantages

- Combined particle and molecular filter
- Low initial pressure drop
- Conical pockets
- Moulded, rigid and aerodynamic shaped plastic frame

**Application:** Particulate and molecular filter.

**Type:** Bag Filter

**Frame:** Plastic moulded

**Media:** Glass fiber/Activated carbon

**Dimensions:** Filter front dimensions according EN 15805

**Rec. final pressure drop acc. EN 13053:** 200 Pa

**Maximum airflow:** 1,25 x nominal flow

**Temperature max:** 50°C

**RH. max:** 70%

**Mounting/Frames:** Front and side access housings and frames are available



Type	EN779	ISO16890	Dimensions WxHxD (mm)	Air Flow/pressure drop (m³/hr/Pa)	Bags	Media area (m²)	Weight (kg)	Initial eff. (%)	ME (%)*	Energy consumption	Energy class
7/640 50+	F7	ePM1 60%	592x 592x 640	3400/ 85	10	7,5	3,5	61	57	1110	B
7/640 50+	F7	ePM1 60%	490x 592x 640	2700/ 85	8	6	2,8				B
7/640 50+	F7	ePM1 60%	287x 592x 640	1700/ 85	5	3,7	1,8				B
7/640 50+	F7	ePM1 60%	287x 287x 640	800/ 85	5	1,9	0,9				B
7/640 50+	F7	ePM1 60%	592x 287x 640	1700/ 85	10	3,7	1,8				B
7/640 50+	F7	ePM1 60%	592x 490x 640	2700/ 85	10	6,2	2,9				B
7/640 50+	F7	ePM1 60%	490x 490x 640	2330/ 85	8	5	2,4				B
7/520 50+	F7	ePM1 60%	592x 592x 520	3400/ 110	10	6,1	3,1	61	57	1382	C
7/520 50+	F7	ePM1 60%	490x 592x 520	2700/ 110	8	4,9	2,5				C
7/520 50+	F7	ePM1 60%	287x 592x 520	1700/ 110	5	3	1,6				C
7/520 50+	F7	ePM1 60%	287x 287x 520	800/ 110	5	1,5	0,8				C
7/520 50+	F7	ePM1 60%	592x 287x 520	1700/ 110	10	3	1,6				C
7/520 50+	F7	ePM1 60%	592x 490x 520	2700/ 110	10	6,2	3,1				C
7/520 50+	F7	ePM1 60%	490x 490x 520	2330/ 110	8	4	2				C

\* ME%: Minimum efficiency ref. to EN779:2012

\*\* Energy Consumption, kWh/year: Calculated according to Eurovent Guideline 4/21-2014

\*\*\* Energy class: according to Eurovent RS 4/C/001-2015

## City-Flo



### Advantages

- Double function: particle and molecular filtration
- Can be used to upgrade existing installations
- Ideal for filtering low concentrations of most external and internal source pollutants
- Robust metal header frame
- "2 in 1" filtration solution; particulate and molecular
- Range of standard sizes
- Rapid Adsorption Dynamics (RAD)

**Application:** Particle and odour removal in Hospitals, Offices, Airports etc.

**Type:** Bag Filter

**Frame:** Galvanised steel

**Media:** Glass fiber/Activated carbon

**Dimensions:** Filter front dimensions according EN 15805

**Rec. final pressure drop acc. EN 13053:** F7: 200 Pa, F9: 300 Pa

**Maximum airflow:** 1,25 x nominal flow

**Temperature max:** 50°C

**RH. max:** 70%

**Mounting/Frames:** Front and side access housings and frames are available



The City-Flo filter utilizes a highly effective broad spectrum carbon media layer to ensure removal of a very wide range of airborne chemicals.

The broad spectrum carbon operates with a Rapid Adsorption Dynamics (RAD) mechanism that is specifically designed to be highly efficient against the multiple chemicals that are typically present in low or moderate concentrations in city-centre buildings or other locations.

City-Flo is a very effective ozone filter with an 80% ozone removal efficiency or Oz8 ozone removal rating according to the unique Camfil system.

The City-Flo filter provides particle filtration in classes F7 or F9 according to EN 779:2012. A high media area ensures high efficiency, long life and low pressure drop.

Type	EN779	ISO16890	Dimensions WxHxD (mm)	Air Flow/pressure drop (m³/hr/Pa)	Bags	Media area (m²)	Weight (kg)	Initial eff. (%)	ME (%)*	Energy consumption	Energy class
HFZS-F7-592/592/534-10-25	F7	ePM1 60%	592x 592x 534	3400/ 140	10	6,2	6	62	55	1823	D
HFZS-F7-490/592/534-8-25	F7	ePM1 60%	490x 592x 534	2700/ 140	8	5	4,6				D
HFZS-F7-287/592/534-8-25	F7	ePM1 60%	287x 592x 534	1700/ 140	5	3,1	3,5				D
HFZS-F9-592/592/534-10-25	F9	ePM1 85%	592x 592x 534	3400/ 200	10	6,2	6	88	83	2426	C
HFZS-F9-490/592/534-8-25	F9	ePM1 85%	490x 592x 534	2700/ 200	8	5	4,6				C
HFZS-F9-287/592/534-05-25	F9	ePM1 85%	287x 592x 534	1700/ 200	5	3,1	3,5				C

\* ME%: Minimum efficiency ref. to EN779:2012

\*\* Energy Consumption, kWh/year: Calculated according to Eurovent Guideline 4/21-2014

\*\*\* Energy class: according to Eurovent RS 4/C/001-2015

# Hi-Flo XLT



## Advantages

- The latest developed glass fiber media
- Low initial pressure drop
- Flat pressure drop curve
- New developed pocket design for the best air distribution
- Conical pockets
- Moulded, rigid and aerodynamic shaped plastic frame
- Less energy consumption

**Application:** Air conditioning applications and as pre filters for clean rooms

**Type:** Bag Filter

**Frame:** Plastic moulded

**Media:** Glass fiber

**Dimensions:** Filter front dimensions according EN 15805

**Rec. final pressure drop acc. EN 13053:** M5-F7: 200 Pa, F8-F9: 300 Pa

**Maximum airflow:** 1,25 x nominal flow

**Temperature max:** 70°C

**RH. max:** 100%

**Mounting/Frames:** Front and side access housings and frames are available



Model Name	EN779	ISO16890	Dimensions WxHxD (mm)	Air Flow/pressure drop (m³/hr/Pa)	Bags	Media area (m²)	Weight (kg)	Initial eff. (%)	ME (%)*	Energy consumption	Energy class
5/640	M5	ePM10 60%	592x 592x 640	3400/ 40	10	7,5	2,3	9	8	501	A
5/640	M5	ePM10 60%	490x 592x 640	2700/ 40	8	6	1,6				A
5/640	M5	ePM10 60%	287x 592x 640	1700/ 40	5	3,7	1,4				A
5/640	M5	ePM10 60%	287x 287x 640	800/ 40	5	1,9	0,8				A
5/640	M5	ePM10 60%	592x 287x 640	1700/ 40	10	3,7	1,4				A
5/640	M5	ePM10 60%	592x 490x 640	2700/ 40	10	6,2	1,6				A
5/640	M5	ePM10 60%	490x 490x 640	2330/ 40	8	5	1,3				A
5/520	M5	ePM10 60%	592x 592x 520	3400/ 45	10	6,1	2,2	9	8	612	B
5/520	M5	ePM10 60%	490x 592x 520	2700/ 45	8	4,9	1,4				B
5/520	M5	ePM10 60%	287x 592x 520	1700/ 45	5	3	1,3				B
5/520	M5	ePM10 60%	287x 287x 520	800/ 45	5	1,5	0,7				B
5/520	M5	ePM10 60%	592x 287x 520	1700/ 45	10	3	1,3				B
5/520	M5	ePM10 60%	592x 490x 520	2700/ 45	10	5	1,4				B
5/520	M5	ePM10 60%	490x 490x 520	2330/ 45	8	4	1,2				B
5/370	M5	ePM10 60%	592x 592x 370	3400/ 50	10	4,3	2	9	8	1061	D
5/370	M5	ePM10 60%	490x 592x 370	2700/ 50	8	3,5	1,3				D
5/370	M5	ePM10 60%	287x 592x 370	1700/ 50	5	2,2	1,2				D
5/370	M5	ePM10 60%	287x 287x 370	800/ 50	5	1,1	0,7				D
5/370	M5	ePM10 60%	592x 287x 370	1700/ 50	10	2,1	1,2				D
5/370	M5	ePM10 60%	592x 490x 370	2700/ 50	10	3,6	1,2				D
5/370	M5	ePM10 60%	490x 490x 370	2330/ 50	8	2,9	1				D
6/640	M6	ePM2,5 50%	592x 592x 640	3400/ 55	10	7,5	2,3	25	23	667	B
6/640	M6	ePM2,5 50%	490x 592x 640	2700/ 55	8	6	1,6				B
6/640	M6	ePM2,5 50%	287x 592x 640	1700/ 55	5	3,7	1,4				B
6/640	M6	ePM2,5 50%	287x 287x 640	800/ 55	5	1,9	0,8				B
6/640	M6	ePM2,5 50%	592x 287x 640	1700/ 55	10	3,7	1,4				B
6/640	M6	ePM2,5 50%	592x 490x 640	2700/ 55	10	6,2	1,6				B
6/640	M6	ePM2,5 50%	490x 490x 640	2330/ 55	8	5	1,3				B

As part of our program for continuous improvement, Camfil reserves the right to change specifications without notice.



# Comfort Filters: M5 to F9 | Bag Filters

Model Name	EN779	ISO16890	Dimensions WxHxD (mm)	Air Flow/pressure drop (m³/hr/Pa)	Bags	Media area (m²)	Weight (kg)	Initial eff. (%)	ME (%)*	Energy consumption	Energy class
6/520	M6	ePM2,5 50%	592x 592x 520	3400/ 60	10	6,1	2,2	25	23	755	B
6/520	M6	ePM2,5 50%	490x 592x 520	2700/ 60	8	4,9	1,4				B
6/520	M6	ePM2,5 50%	287x 592x 520	1700/ 60	5	3	1,3				B
6/520	M6	ePM2,5 50%	287x 287x 520	800/ 60	5	1,5	0,7				B
6/520	M6	ePM2,5 50%	592x 287x 520	1700/ 60	10	3	1,3				B
6/520	M6	ePM2,5 50%	592x 490x 520	2700/ 60	10	5	1,4				B
6/520	M6	ePM2,5 50%	490x 490x 520	2330/ 60	8	4	1,2				B
6/370	M6	ePM2,5 50%	592x 592x 370	3400/ 70	10	4,3	2	26	23	1252	D
6/370	M6	ePM2,5 50%	490x 592x 370	2700/ 70	8	3,5	1,3				D
6/370	M6	ePM2,5 50%	287x 592x 370	1700/ 70	5	2,2	1,2				D
6/370	M6	ePM2,5 50%	287x 287x 370	800/ 70	5	1,1	0,7				D
6/370	M6	ePM2,5 50%	592x 287x 370	1700/ 70	10	2,1	1,2				D
6/370	M6	ePM2,5 50%	592x 490x 370	2700/ 70	10	3,6	1,2				D
6/370	M6	ePM2,5 50%	490x 490x 370	2330/ 70	8	2,9	1				D
7/670 50+	F7	ePM1 60%	592x 592x 670	3400/ 65	10	7,9	2,3	54	54	780	A+
7/670 50+	F7	ePM1 60%	490x 592x 670	2700/ 65	8	6,3	1,6				A+
7/670 50+	F7	ePM1 60%	287x 592x 670	1700/ 65	5	3,8	1,4				A+
7/670 50+	F7	ePM1 60%	287x 287x 670	800/ 65	5	1,9	0,8				A+
7/670 50+	F7	ePM1 60%	592x 287x 670	1700/ 65	10	3,8	1,4				A+
7/670 50+	F7	ePM1 60%	592x 490x 670	2700/ 65	10	6,5	1,6				A+
7/670 50+	F7	ePM1 60%	490x 490x 670	2330/ 65	8	5,2	1,3				A+
7/640 50+	F7	ePM1 60%	592x 592x 640	3400/ 70	10	7,5	2,3	54	54	867	A
7/640 50+	F7	ePM1 60%	490x 592x 640	2700/ 70	8	6	1,6				A
7/640 50+	F7	ePM1 60%	287x 592x 640	1700/ 70	5	3,7	1,4				A
7/640 50+	F7	ePM1 60%	287x 287x 640	800/ 70	5	1,9	0,8				A
7/640 50+	F7	ePM1 60%	592x 287x 640	1700/ 70	10	3,7	1,4				A
7/640 50+	F7	ePM1 60%	592x 490x 640	2700/ 70	10	6,2	1,6				A
7/640 50+	F7	ePM1 60%	490x 490x 640	2330/ 70	8	5	1,3				A
7/520 50+	F7	ePM1 60%	592x 592x 520	3400/ 75	10	6,1	2,2	54	54	935	A
7/520 50+	F7	ePM1 60%	490x 592x 520	2700/ 75	8	4,9	1,4				A
7/520 50+	F7	ePM1 60%	287x 592x 520	1700/ 75	5	3	1,3				A
7/520 50+	F7	ePM1 60%	287x 287x 520	800/ 75	5	1,5	0,7				A
7/520 50+	F7	ePM1 60%	592x 287x 520	1700/ 75	10	3	1,3				A
7/520 50+	F7	ePM1 60%	592x 490x 520	2700/ 75	10	5	1,4				A
7/520 50+	F7	ePM1 60%	490x 490x 520	2330/ 75	8	4	1,2				A
7/370 50+	F7	ePM1 60%	592x 592x 370	3400/ 90	10	4,3	2	54	54	1569	C
7/370 50+	F7	ePM1 60%	490x 592x 370	2700/ 90	8	3,5	1,3				C
7/370 50+	F7	ePM1 60%	287x 592x 370	1700/ 90	5	2,2	1,2				C
7/370 50+	F7	ePM1 60%	287x 287x 370	800/ 90	5	1,1	0,7				C
7/370 50+	F7	ePM1 60%	592x 287x 370	1700/ 90	10	2,1	1,2				C
7/370 50+	F7	ePM1 60%	592x 490x 370	2700/ 90	10	3,6	1,2				C
7/370 50+	F7	ePM1 60%	490x 490x 370	2330/ 90	8	2,9	1				C
8/640 70+	F8	ePM1 75%	592x 592x 640	3400/ 130	10	7,5	2,3	80	79	1538	C
8/640 70+	F8	ePM1 75%	490x 592x 640	2700/ 130	8	6	1,6				C
8/640 70+	F8	ePM1 75%	287x 592x 640	1700/ 130	5	3,7	1,4				C
8/640 70+	F8	ePM1 75%	287x 287x 640	800/ 130	5	1,9	0,8				C
8/640 70+	F8	ePM1 75%	592x 287x 640	1700/ 130	10	3,7	1,4				C
8/640 70+	F8	ePM1 75%	592x 490x 640	2700/ 130	10	6,2	1,6				C
8/640 70+	F8	ePM1 75%	490x 490x 640	2330/ 130	8	5	1,3				C
8/520 70+	F8	ePM1 75%	592x 592x 520	3400/ 155	10	6,1	2,2	80	79	1922	C
8/520 70+	F8	ePM1 75%	490x 592x 520	2700/ 155	8	4,9	1,4				C
8/520 70+	F8	ePM1 75%	287x 592x 520	1700/ 155	5	3	1,3				C
8/520 70+	F8	ePM1 75%	287x 287x 520	800/ 155	5	1,5	0,7				C
8/520 70+	F8	ePM1 75%	592x 287x 520	1700/ 155	10	3	1,3				C
8/520 70+	F8	ePM1 75%	592x 490x 520	2700/ 155	10	5	1,4				C
8/520 70+	F8	ePM1 75%	490x 490x 520	2330/ 155	8	4	1,2				C
9/640 80+	F9	ePM1 85%	592x 592x 640	3400/ 135	10	7,5	1,6	89	83	1660	B
9/640 80+	F9	ePM1 85%	490x 592x 640	2700/ 135	8	6	1,6				B
9/640 80+	F9	ePM1 85%	287x 592x 640	1700/ 135	5	3,7	1,4				B

As part of our program for continuous improvement, Camfil reserves the right to change specifications without notice.

Model Name	EN779	ISO16890	Dimensions WxHxD (mm)	Air Flow/pressure drop (m <sup>3</sup> /hr/Pa)	Bags	Media area (m <sup>2</sup> )	Weight (kg)	Initial eff. (%)	ME (%)*	Energy consumption	Energy class
9/640 80+	F9	ePM1 85%	287x 287x 640	800/ 135	5	1,9	0,8				B
9/640 80+	F9	ePM1 85%	592x 287x 640	1700/ 135	10	3,7	1,4				B
9/640 80+	F9	ePM1 85%	592x 490x 640	2700/ 135	10	6,2	1,6				B
9/640 80+	F9	ePM1 85%	490x 490x 640	2330/ 135	8	5	1,3				B
9/520 80+	F9	ePM1 85%	592x 592x 520	3400/ 180	10	6,1	2,2	88	83	2481	C
9/520 80+	F9	ePM1 85%	490x 592x 520	2700/ 180	8	4,9	1,4				C
9/520 80+	F9	ePM1 85%	287x 592x 520	1700/ 180	5	3	1,3				C
9/520 80+	F9	ePM1 85%	287x 287x 520	800/ 180	5	1,5	0,7				C
9/520 80+	F9	ePM1 85%	592x 287x 520	1700/ 180	10	3	1,3				C
9/520 80+	F9	ePM1 85%	592x 490x 520	2700/ 180	10	5	1,4				C
9/520 80+	F9	ePM1 85%	490x 490x 520	2330/ 180	8	4	1,2				C

\* ME%: Minimum efficiency ref. to EN779:2012

\*\* Energy Consumption, kWh/year: Calculated according to Eurovent Guideline 4/21-2014

\*\*\* Energy class: according to Eurovent RS 4/C/001-2015



# FILTER

As part of our program for continuous improvement, Camfil reserves the right to change specifications without notice.

# Hi-Flo XLS



## Advantages

- The latest developed glass fiber media
- Low initial pressure drop
- Flat pressure drop curve
- New developed pocket design for the best air distribution
- Conical pockets
- Moulded, rigid and aerodynamic shaped plastic frame
- Less energy consumption

**Application:** Air conditioning applications and as pre filters for clean rooms

**Type:** Bag Filter

**Frame:** Plastic moulded

**Media:** Glass fiber

**Dimensions:** Filter front dimensions according EN 15805

**Rec. final pressure drop acc. EN 13053:** M5-F7: 200 Pa, F8-F9: 300 Pa

**Maximum airflow:** 1,25 x nominal flow

**Temperature max:** 70°C

**RH. max:** 100%

**Mounting/Frames:** Front and side access housings and frames are available



Model Name	EN779	ISO16890	Dimensions WxHxD (mm)	Air Flow/pressure drop (m³/hr./Pa)	Bags	Media area (m²)	Weight (kg)	Initial eff. (%)	ME (%)*	Energy consumption	Energy class
5/640	M5	ePM10 60%	592x 592x 640	3400/ 45	6	4,5	1	9	8	797	C
5/640	M5	ePM10 60%	490x 592x 640	2700/ 45	5	3,7	0,9				C
5/640	M5	ePM10 60%	287x 592x 640	1700/ 45	3	2,2	0,6				C
5/640	M5	ePM10 60%	592x 287x 640	1700/ 45	6	2,2	0,6				C
5/640	M5	ePM10 60%	592x 490x 640	2700/ 45	6	3,7	0,9				C
5/520	M5	ePM10 60%	592x 592x 520	3400/ 50	6	3,7	0,9	9	8	1196	D
5/520	M5	ePM10 60%	490x 592x 520	2700/ 50	5	3	0,8				D
5/520	M5	ePM10 60%	287x 592x 520	1700/ 50	3	1,8	0,6				D
5/520	M5	ePM10 60%	592x 287x 520	1700/ 50	6	1,8	0,6				D
5/520	M5	ePM10 60%	592x 490x 520	2700/ 50	6	3	0,9				D
5/370	M5	ePM10 60%	592x 592x 370	3400/ 60	6	2,6	0,8	9	8		E
5/370	M5	ePM10 60%	490x 592x 370	2700/ 60	5	2,2	0,7				E
5/370	M5	ePM10 60%	287x 592x 370	1700/ 60	3	1,3	0,5				E
5/370	M5	ePM10 60%	592x 287x 370	1700/ 60	6	1,3	0,5				E
5/370	M5	ePM10 60%	592x 490x 370	2700/ 60	6	2,2	0,8				E
6/640	M6	ePM2,5 50%	592x 592x 640	3400/ 60	6	4,5	1,2	23,7	23	1155	D
6/640	M6	ePM2,5 50%	490x 592x 640	2700/ 60	5	3,7	1				D
6/640	M6	ePM2,5 50%	287x 592x 640	1700/ 60	3	2,2	0,7				D
6/640	M6	ePM2,5 50%	592x 287x 640	1700/ 60	6	2,2	0,7				D
6/640	M6	ePM2,5 50%	592x 490x 640	2700/ 60	6	3,7	1,1				D
6/520	M6	ePM2,5 50%	592x 592x 520	3400/ 70	6	3,7	1,1	23,7	23	1541	E
6/520	M6	ePM2,5 50%	490x 592x 520	2700/ 70	5	3	0,9				E
6/520	M6	ePM2,5 50%	287x 592x 520	1700/ 70	3	1,8	0,6				E
6/520	M6	ePM2,5 50%	592x 287x 520	1700/ 70	6	1,8	0,7				E
6/520	M6	ePM2,5 50%	592x 490x 520	2700/ 70	6	3	1				E
6/370	M6	ePM2,5 50%	592x 592x 370	3400/ 85	6	2,6	0,9	23,7	23		E
6/370	M6	ePM2,5 50%	490x 592x 370	2700/ 85	5	2,2	0,8				E
6/370	M6	ePM2,5 50%	287x 592x 370	1700/ 85	3	1,3	0,6				E
6/370	M6	ePM2,5 50%	592x 287x 370	1700/ 85	6	1,3	0,6				E
6/370	M6	ePM2,5 50%	592x 490x 370	2700/ 85	6	2,2	0,9				E
7/640 50+	F7	ePM1 60%	592x 592x 640	3400/ 85	6	4,5	0,9	54	54	1191	B
7/640 50+	F7	ePM1 60%	490x 592x 640	2700/ 85	5	3,7	0,8				B

Model Name	EN779	ISO16890	Dimensions WxHxD (mm)	Air Flow/pressure drop (m³/hr/Pa)	Bags	Media area (m²)	Weight (kg)	Initial eff. (%)	ME (%)*	Energy consumption	Energy class
7/640 50+	F7	ePM1 60%	287x 592x 640	1700/ 85	3	2,2	0,6				B
7/640 50+	F7	ePM1 60%	592x 287x 640	1700/ 85	6	2,2	0,6				B
7/640 50+	F7	ePM1 60%	592x 490x 640	2700/ 85	6	3,7	0,9				B
7/520 50+	F7	ePM1 60%	592x 592x 520	3400/ 100	6	3,7	0,9	54	54	1860	D
7/520 50+	F7	ePM1 60%	490x 592x 520	2700/ 100	5	3	0,8				D
7/520 50+	F7	ePM1 60%	287x 592x 520	1700/ 100	3	1,8	0,5				D
7/520 50+	F7	ePM1 60%	592x 287x 520	1700/ 100	6	1,8	0,6				D
7/520 50+	F7	ePM1 60%	592x 490x 520	2700/ 100	6	3	0,8				D
7/370 50+	F7	ePM1 60%	592x 592x 370	3400/ 165	6	2,6	0,9	54	54		E
7/370 50+	F7	ePM1 60%	490x 592x 370	2700/ 165	5	2,2	0,7				E
7/370 50+	F7	ePM1 60%	287x 592x 370	1700/ 165	3	1,3	0,5				E
7/370 50+	F7	ePM1 60%	592x 287x 370	1700/ 165	6	1,3	0,6				E
7/370 50+	F7	ePM1 60%	592x 490x 370	2700/ 165	6	2,2	0,7				E
9/640 80+	F9	ePM1 85%	592x 592x 640	3400/ 240	6	4,5	1	89	86	3387	D
9/640 80+	F9	ePM1 85%	490x 592x 640	2700/ 240	5	3,7	0,9				D
9/640 80+	F9	ePM1 85%	287x 592x 640	1700/ 240	3	2,2	0,6				D
9/640 80+	F9	ePM1 85%	592x 287x 640	1700/ 240	6	2,2	0,6				D
9/640 80+	F9	ePM1 85%	592x 490x 640	2700/ 240	6	3,7	0,9				D
9/520 80+	F9	ePM1 85%	592x 592x 520	3400/ 290	6	3,7	0,9	89	86	4169	E
9/520 80+	F9	ePM1 85%	490x 592x 520	2700/ 290	5	3	0,8				E
9/520 80+	F9	ePM1 85%	287x 592x 520	1700/ 290	3	1,8	0,5				E
9/520 80+	F9	ePM1 85%	592x 287x 520	1700/ 290	6	1,8	0,6				E
9/520 80+	F9	ePM1 85%	592x 490x 520	2700/ 290	6	3	0,8				E


\* ME%: Minimum efficiency ref. to EN779:2012

\*\* Energy Consumption, kWh/year: Calculated according to Eurovent Guideline 4/21-2014

\*\*\* Energy class: according to Eurovent RS 4/C/001-2015



# Hi-Flo M



### Advantages

- Large surface area
- Save energy - optimised design (LCC)
- Comprehensive range of standard sizes
- New developed pocket design for the best air distribution
- Conical pockets
- Certified performance
- CREO Approved

**Application:** Air conditioning applications

**Type:** Bag Filter

**Frame:** Galvanised steel

**Media:** Glass fiber

**Dimensions:** Filter front dimensions according EN 15805

**Rec. final pressure drop acc. EN 13053:** M6-F7: 200 Pa, F9: 300 Pa

**Maximum airflow:** 1,25 x nominal flow

**Temperature max:** 70°C

**RH. max:** 100%

**Mounting/Frames:** Front and side access housings and frames are available



Model Name	EN779	ISO16890	Dimensions WxHxD (mm)	Air Flow/pressure drop (m³/hr/Pa)	Bags	Media area (m²)	Weight (kg)	Initial eff. (%)	ME (%)*	Energy consumption	Energy class
M6	M6	ePM2,5 50%	592x 592x 640	3400/ 50	12	9,1	3,3	24,4	23	589	A
N6	M6	ePM2,5 50%	490x 592x 640	2800/ 50	10	7,6	3				A
O6	M6	ePM2,5 50%	287x 592x 640	1700/ 50	6	4,6	2				A
O6-33	M6	ePM2,5 50%	287x 287x 640	800/ 50	6	2,3	1,5				A
M6-63	M6	ePM2,5 50%	592x 287x 640	1700/ 50	12	4,6	2				A
M6-65	M6	ePM2,5 50%	592x 490x 640	2800/ 50	12	7,6	3				A
ML6	M6	ePM2,5 50%	592x 892x 640	5000/ 50	12	13,7	3,9				A
NL6	M6	ePM2,5 50%	490x 892x 640	4100/ 50	10	11,4	3,2				A
OL6	M6	ePM2,5 50%	287x 892x 640	2500/ 50	6	6,8	2,2				A
M7 50+	F7	ePM1 60%	592x 592x 640	3400/ 60	12	9,1	3,3	56	54	764	A+
N7 50+	F7	ePM1 60%	490x 592x 640	2800/ 60	10	7,6	3				A+
O7 50+	F7	ePM1 60%	287x 592x 640	1700/ 60	6	4,6	2				A+
O7-33 50+	F7	ePM1 60%	287x 287x 640	800/ 60	6	2,3	1,5				A+
M7-63 50+	F7	ePM1 60%	592x 287x 640	1700/ 60	12	4,6	2				A+
M7-65 50+	F7	ePM1 60%	592x 490x 640	2800/ 60	12	7,6	3				A+
ML7 50+	F7	ePM1 60%	592x 892x 640	5000/ 60	12	13,7	3				A+
NL7 50+	F7	ePM1 60%	490x 892x 640	4100/ 60	10	11,4	2,7				A+
OL7 50+	F7	ePM1 60%	287x 892x 640	2500/ 60	6	6,8	1,8				A+
M9 80+	F9	ePM1 85%	592x 592x 640	3400/ 130	12	9,1	3,3	86	85	1556	B
N9 80+	F9	ePM1 85%	490x 592x 640	2800/ 130	10	7,6	3				B
O9 80+	F9	ePM1 85%	287x 592x 640	1700/ 130	6	4,6	2				B
O9-33	F9	ePM1 85%	287x 287x 640	800/ 130	6	2,3	1,5				B
M9-63	F9	ePM1 85%	592x 287x 640	1700/ 130	12	4,6	2				B
M9-65	F9	ePM1 85%	592x 490x 640	2800/ 130	12	7,6	3				B
ML9 80+	F9	ePM1 85%	592x 892x 640	5000/ 130	12	13,7	3				B
NL9 80+	F9	ePM1 85%	490x 892x 640	4100/ 130	10	11,4	2,7				B
OL9 80+	F9	ePM1 85%	287x 892x 640	2500/ 130	6	6,8	1,8				B

\* ME%: Minimum efficiency ref. to EN779:2012

\*\* Energy Consumption, kWh/year: Calculated according to Eurovent Guideline 4/21-2014

\*\*\* Energy class: according to Eurovent RS 4/C/001-2015

## Hi-Flo™



### Advantages

- Large surface area
- Ultra compact
- Low pressure drop
- New developed pocket design for the best air distribution
- Conical pockets
- High dust holding capacity

**Application:** Air conditioning applications

**Type:** Bag Filter

**Frame:** Galvanised steel

**Media:** Glass fiber

**Dimensions:** Filter front dimensions according EN 15805

**Rec. final pressure drop acc. EN 13053:** M6-F7: 200 Pa, F9: 300 Pa

**Maximum airflow:** 1,25 x nominal flow

**Temperature max:** 70°C

**RH. max:** 100%

**Mounting/Frames:** Front and side access housings and frames are available




Model Name	EN779	ISO16890	Dimensions WxHxD (mm)	Air Flow/pressure drop (m³/hr/Pa)	Bags	Media area (m²)	Weight (kg)	Initial eff. (%)	ME (%)*	Energy consumption	Energy class
TM6	M6	ePM2,5 50%	592x 592x 370	3400/ 60	12	5,5	2,55	23	23	1345	D
TN6	M6	ePM2,5 50%	490x 592x 370	2800/ 60	10	4,5	2,15				D
TO6	M6	ePM2,5 50%	287x 592x 370	1700/ 60	6	2,7	1,4				D
TO633	M6	ePM2,5 50%	287x 287x 370	800/ 60	6	1,3	0,8				D
TM6-63	M6	ePM2,5 50%	592x 287x 370	1700/ 60	12	2,7	1,4				D
TM6-65	M6	ePM2,5 50%	592x 490x 370	2800/ 60	12	4,5	2,15				D
TOL6	M6	ePM2,5 50%	287x 892x 370	2500/ 60	6	4	1,4				D
TNL6	M6	ePM2,5 50%	490x 892x 370	4100/ 60	10	6,8	2,6				D
TML6	M6	ePM2,5 50%	592x 892x 370	5000/ 60	12	8,1	2,9				D
TM7 50+	F7	ePM1 60%	592x 592x 370	3400/ 95	12	5,2	2,3	56	54	1451	C
TN7 50+	F7	ePM1 60%	490x 592x 370	2800/ 95	10	4,3	2,05				C
TO7 50+	F7	ePM1 60%	287x 592x 370	1700/ 95	6	2,6	1,35				C
TO7-33 50+	F7	ePM1 60%	287x 287x 370	800/ 95	6	1,3	0,8				C
TM7-63 50+	F7	ePM1 60%	592x 287x 370	1700/ 95	12	2,6	1,4				C
TM7-65 50+	F7	ePM1 60%	592x 490x 370	2800/ 95	12	4,3	2,15				C
TML7 50+	F7	ePM1 60%	592x 892x 370	5000/ 95	12	8,1	2,5				C
TNL7 50+	F7	ePM1 60%	490x 892x 370	4100/ 95	10	6,8	2,2				C
TOL7 50+	F7	ePM1 60%	287x 892x 370	2500/ 95	6	4	1,5				C
TM9 80+	F9	ePM1 85%	592x 592x 370	3400/ 230	12	5,5	2,25	87	86	2952	D
TN9 80+	F9	ePM1 85%	490x 592x 370	2800/ 230	10	4,5	2				D
TO9 80+	F9	ePM1 85%	287x 592x 370	1700/ 230	6	2,7	1,35				D
TO9-33 80+	F9	ePM1 85%	287x 287x 370	800/ 230	6	1,3	0,8				D
TM9-63 80+	F9	ePM1 85%	592x 287x 370	1700/ 230	12	2,7	1,4				D
TM9-65 80+	F9	ePM1 85%	592x 490x 370	2800/ 230	12	4,5	2,15				D
TOL9 80+	F9	ePM1 85%	287x 892x 370	2500/ 230	6	4	1,5				D
TNL9 80+	F9	ePM1 85%	490x 892x 370	4100/ 230	10	6,8	2,2				D
TML9 80+	F9	ePM1 85%	592x 892x 370	5000/ 230	12	8,1	2,5				D

\* ME%: Minimum efficiency ref. to EN779:2012

\*\* Energy Consumption, kWh/year: Calculated according to Eurovent Guideline 4/21-2014

\*\*\* Energy class: according to Eurovent RS 4/C/001-2015

# Hi-Flo P



## Advantages

- Large surface area
- Low pressure drop
- Comprehensive range of standard sizes
- Controlled media spacing (CMS)
- Certified performance

**Application:** Air conditioning applications

**Type:** Bag Filter

**Frame:** Galvanised steel

**Media:** Glass fiber

**Dimensions:** Filter front dimensions according EN 15805

**Rec. final pressure drop acc. EN 13053:** M6-F7: 200 Pa, F9: 300 Pa

**Maximum airflow:** 1,25 x nominal flow

**Temperature max:** 70°C

**RH. max:** 100%

**Mounting/Frames:** Front and side access housings and frames are available



Model Name	EN779	ISO16890	Dimensions WxHxD (mm)	Air Flow/pressure drop (m³/hr/Pa)	Bags	Media area (m²)	Weight (kg)	Initial eff. (%)	ME (%)*	Energy consumption	Energy class
P6	M6	ePM2,5 50%	592x 592x 520	3400/ 55	10	6,2	2,9	23	23	698	B
Q6	M6	ePM2,5 50%	490x 592x 520	2800/ 55	8	5,1	2,4				B
R6	M6	ePM2,5 50%	287x 592x 520	1700/ 55	5	3,1	1,5				B
R6-33	M6	ePM2,5 50%	287x 287x 520	800/ 55	5	1,6	1,1				B
P6-63	M6	ePM2,5 50%	592x 287x 520	1700/ 55	10	3,1	1,5				B
P6-65	M6	ePM2,5 50%	592x 490x 520	2800/ 55	10	5,1	2,4				B
PL6	M6	ePM2,5 50%	592x 892x 520	5000/ 55	10	9,7	4,4				B
QL6	M6	ePM2,5 50%	490x 892x 520	4100/ 55	8	7,8	4,0				B
RL6	M6	ePM2,5 50%	287x 892x 520	2500/ 55	5	4,8	2,6				B
P7 50+	F7	ePM1 60%	592x 592x 520	3400/ 75	10	6,2	2,6	56	54	1008	B
Q7 50+	F7	ePM1 60%	490x 592x 520	2800/ 75	8	5,1	2,3				B
R7 50+	F7	ePM1 60%	287x 592x 520	1700/ 75	5	3,1	1,6				B
R7-33 50+	F7	ePM1 60%	287x 287x 520	800/ 75	5	1,6	1,1				B
P7-63 50+	F7	ePM1 60%	592x 287x 520	1700/ 75	10	3,1	1,5				B
P7-65 50+	F7	ePM1 60%	592x 490x 520	2800/ 75	10	5,1	2,4				B
PL7 50+	F7	ePM1 60%	592x 892x 520	5000/ 75	10	9,7	3,8				B
QL7 50+	F7	ePM1 60%	490x 892x 520	4100/ 75	8	7,8	3,6				B
RL7 50+	F7	ePM1 60%	287x 892x 520	2500/ 75	5	4,8	2,2				B
P9 80+	F9	ePM1 85%	592x 592x 520	3400/ 160	10	6,2	2,5	87	86	2100	C
Q9 80+	F9	ePM1 85%	490x 592x 520	2800/ 160	8	5,1	2,4				C
R9 80+	F9	ePM1 85%	287x 592x 520	1700/ 160	5	3,1	1,5				C
R9-33	F9	ePM1 85%	287x 287x 520	800/ 160	5	1,6	1,1				C
P9-63 80+	F9	ePM1 85%	592x 287x 520	1700/ 160	10	3,1	1,5				C
P9-65 80+	F9	ePM1 85%	592x 490x 520	2800/ 160	10	5,1	2,4				C
PL9 80+	F9	ePM1 85%	592x 892x 520	5000/ 160	10	9,7	4,1				C
QL9 80+	F9	ePM1 85%	490x 892x 520	4100/ 160	8	7,8	3,6				C
RL9 80+	F9	ePM1 85%	287x 892x 520	2500/ 160	5	4,8	2,5				C

\* ME%: Minimum efficiency ref. to EN779:2012

\*\* Energy Consumption, kWh/year: Calculated according to Eurovent Guideline 4/21-2014

\*\*\* Energy class: according to Eurovent RS 4/C/001-2015

## Hi-Flo UF



### Advantages

- Comprehensive range of standard sizes
- New developed pocket design for the best air distribution
- Conical pockets
- Robust metal header frame
- High dust holding capacity

**Application:** Comfort air conditioning applications, pre filter applications.

**Type:** Bag Filter

**Frame:** Galvanised steel

**Media:** Glass fiber

**Dimensions:** Filter front dimensions according EN 15805

**Rec. final pressure drop acc. EN 13053:** M5-F7: 200 Pa, F8-F9: 300 Pa

**Maximum airflow:** 1,25 x nominal flow

**Temperature max:** 70°C

**RH. max:** 100%

**Mounting/Frames:** Front and side access housings and frames are available



Model Name	EN779	ISO16890	Dimensions WxHxD (mm)	Air Flow/pressure drop (m³/hr/Pa)	Bags	Media area (m²)	Weight (kg)	Initial eff. (%)	ME (%)*	Energy consumption	Energy class
UF5	M5	ePM10 60%	592x 592x 600	3400/ 40	8	6	2,9	9	8	585	A
UG5	M5	ePM10 60%	490x 592x 600	2800/ 40	6	4,5	2,4				A
UH5	M5	ePM10 60%	287x 592x 600	1700/ 40	4	3	1,5				A
UH533	M5	ePM10 60%	287x 287x 600	800/ 40	4	1,5	1,0				A
UF563	M5	ePM10 60%	592x 287x 600	1700/ 40	8	3	1,5				A
UF565	M5	ePM10 60%	592x 490x 600	2800/ 40	8	4,5	2,4				A
UF6	M6	ePM2,5 50%	592x 592x 600	3400/ 55	8	6	2,9	26	23	708	B
UG6	M6	ePM2,5 50%	490x 592x 600	2800/ 55	6	4,5	2,4				B
UH6	M6	ePM2,5 50%	287x 592x 600	1700/ 55	4	3	1,5				B
UH633	M6	ePM2,5 50%	287x 287x 600	800/ 55	4	1,5	1,0				B
UF663	M6	ePM2,5 50%	592x 287x 600	1700/ 55	8	3	1,5				B
UF665	M6	ePM2,5 50%	592x 490x 600	2800/ 55	8	4,5	2,4				B
UF6/520	M6	ePM2,5 50%	592x 592x 520	3400/ 60	8	5,2	2,6	26	23	846	C
UG6/520	M6	ePM2,5 50%	490x 592x 520	2800/ 60	6	3,9	2,4				C
UH6/520	M6	ePM2,5 50%	287x 592x 520	1700/ 60	4	2,5	1,5				C
UH633/520	M6	ePM2,5 50%	287x 287x 520	800/ 60	4	1,3	0,8				C
UF663/520	M6	ePM2,5 50%	592x 287x 520	1700/ 60	8	2,5	1,5				C
UF665/520	M6	ePM2,5 50%	592x 490x 520	2800/ 60	8	3,9	2,4				C
UF6/370	M6	ePM2,5 50%	592x 592x 370	3400/ 80	8	3,6	2,4	26	23		E
UG6/370	M6	ePM2,5 50%	490x 592x 370	2800/ 80	6	2,7	2,1				E
UH6/370	M6	ePM2,5 50%	287x 592x 370	1700/ 80	4	1,8	1,5				E
UH633/370	M6	ePM2,5 50%	287x 287x 370	800/ 80	4	0,9	0,8				E
UF663/370	M6	ePM2,5 50%	592x 287x 370	1700/ 80	8	1,8	1,5				E
UF665/370	M6	ePM2,5 50%	592x 490x 370	2800/ 80	8	2,7	2,1				E
UF7 50+	F7	ePM1 60%	592x 592x 600	3400/ 75	8	6	2,9	56	54	978	B
UG7 50+	F7	ePM1 60%	490x 592x 600	2800/ 75	6	4,5	2,4				B
UH7 50+	F7	ePM1 60%	287x 592x 600	1700/ 75	4	3	1,5				B
UH7-33 50+	F7	ePM1 60%	287x 287x 600	800/ 75	4	1,5	1,0				B
UF7-63 50+	F7	ePM1 60%	592x 287x 600	1700/ 75	8	3	1,5				B
UFL7 50+	F7	ePM1 60%	592x 490x 600	2800/ 75	8	4,5	2,4				B
UF7/520 50+	F7	ePM1 60%	592x 592x 520	3400/ 85	8	5,2	2,6	56	54	1361	C
UG7/520 50+	F7	ePM1 60%	490x 592x 520	2800/ 85	6	3,9	2,4				C

As part of our program for continuous improvement, Camfil reserves the right to change specifications without notice.



# Comfort Filters: M5 to F9 | Bag Filters

Model Name	EN779	ISO16890	Dimensions WxHxD (mm)	Air Flow/pressure drop (m³/hr/Pa)	Bags	Media area (m²)	Weight (kg)	Initial eff. (%)	ME (%)*	Energy consumption	Energy class
UH7/520 50+	F7	ePM1 60%	287x 592x 520	1700/ 85	4	2,5	1,5				C
UH7-33/520 50+	F7	ePM1 60%	287x 287x 520	800/ 85	4	1,3	0,8				C
UF7-63/520 50+	F7	ePM1 60%	592x 287x 520	1700/ 85	8	2,5	1,5				C
UF7-65/520 50+	F7	ePM1 60%	592x 490x 520	2800/ 85	8	3,9	2,4				C
UF7/370 50+	F7	ePM1 60%	592x 592x 370	3400/ 120	8	3,6	2,4	56	54	2421	E
UG7/370 50+	F7	ePM1 60%	490x 592x 370	2800/ 120	6	2,7	2,1				E
UH7/370 50+	F7	ePM1 60%	287x 592x 370	1700/ 120	4	1,8	1,5				E
UH7-33/370 50+	F7	ePM1 60%	287x 287x 370	800/ 120	4	0,9	0,8				E
UF7-63/370 50+	F7	ePM1 60%	592x 287x 370	1700/ 120	8	1,8	1,5				E
UF7-65/370 50+	F7	ePM1 60%	592x 490x 370	2800/ 120	8	2,7	2,1				E
UF9 80+	F9	ePM1 85%	592x 592x 600	3400/ 170	8	6	2,9	88	86	2134	C
UG9 80+	F9	ePM1 85%	490x 592x 600	2800/ 170	6	4,5	2,4				C
UH9 80+	F9	ePM1 85%	287x 592x 600	1700/ 170	4	3	1,5				C
UH933 80+	F9	ePM1 85%	287x 287x 600	800/ 170	4	1,5	1,0				C
UF963 80+	F9	ePM1 85%	592x 287x 600	1700/ 170	8	3	1,5				C
UF965 80+	F9	ePM1 85%	592x 490x 600	2800/ 170	8	4,6	2,4				C
UF9/520 80+	F9	ePM1 85%	592x 592x 520	3400/ 190	8	5,2	2,6	88	86	2457	C
UG9/520 80+	F9	ePM1 85%	490x 592x 520	2800/ 190	6	3,9	2,4				C
UH9/520 80+	F9	ePM1 85%	287x 592x 520	1700/ 190	4	2,5	1,5				C
UH933/520 80+	F9	ePM1 85%	287x 287x 520	800/ 190	4	0,9	0,8				C
UF963/520 80+	F9	ePM1 85%	592x 287x 520	1700/ 190	8	2,5	2,4				C
UF965/520 80+	F9	ePM1 85%	592x 490x 520	2800/ 190	8	3,9	2,4				C

\* ME%: Minimum efficiency ref. to EN779:2012

\*\* Energy Consumption, kWh/year: Calculated according to Eurovent Guideline 4/21-2014

\*\*\* Energy class: according to Eurovent RS 4/C/001-2015



# Hi-Flo A



### Advantages

- Comprehensive range of standard sizes
- New developed pocket design for the best air distribution
- Conical pockets
- Robust metal header frame
- High dust holding capacity

**Application:** Comfort air conditioning applications, pre filter applications

**Type:** Bag Filter

**Frame:** Galvanised steel

**Media:** Glass fiber

**Dimensions:** Filter front dimensions according EN 15805

**Rec. final pressure drop acc. EN 13053:** 200 Pa

**Maximum airflow:** 1,25 x nominal flow

**Temperature max:** 70°C

**RH. max:** 100%

**Mounting/Frames:** Front and side access housings and frames are available



Model Name	EN779	ISO16890	Dimensions WxHxD (mm)	Air Flow/pressure drop (m³/hr/Pa)	Bags	Media area (m²)	Weight (kg)	Initial eff. (%)	ME (%)*	Energy consumption	Energy class
A5	M5	ePM10 60%	592x 592x 600	3400/ 45	6	4,5	1,9	9	8	829	C
B5	M5	ePM10 60%	490x 592x 600	2800/ 45	5	3,6	1,6				C
C5	M5	ePM10 60%	287x 592x 600	1700/ 45	3	2,3	1,1				C
C533	M5	ePM10 60%	287x 287x 600	800/ 45	3	1,1	0,7				C
A563	M5	ePM10 60%	592x 287x 600	1700/ 45	6	2,3	1,1				C
A565	M5	ePM10 60%	592x 490x 600	2800/ 45	6	3,6	1,6				C
AL5	M5	ePM10 60%	592x 892x 600	5000/ 45	6	6,8	2,4				C
BL5	M5	ePM10 60%	490x 892x 600	4100/ 45	5	5,7	1,9				C
CL5	M5	ePM10 60%	287x 892x 600	2500/ 45	3	3,4	1,4				C
A5/520	M5	ePM10 60%	592x 592x 520	3400/ 50	6	3,8	2	9	8	987	D
B5/520	M5	ePM10 60%	490x 592x 520	2800/ 50	5	3	1,8				D
C5/520	M5	ePM10 60%	287x 592x 520	1700/ 50	3	1,9	1,2				D
C5 33/520	M5	ePM10 60%	287x 287x 520	800/ 50	3	1,9	0,7				D
A563/520	M5	ePM10 60%	592x 287x 520	1700/ 50	6	1,8	1,2				D
A565/520	M5	ePM10 60%	592x 490x 520	2800/ 50	6	3	1,8				D
A5/370	M5	ePM10 60%	592x 592x 370	3400/ 65	6	2,7	1,8	9	8		E
B5/370	M5	ePM10 60%	490x 592x 370	2800/ 65	5	2,2	1,6				E
C5/370	M5	ePM10 60%	287x 592x 370	1700/ 65	3	1,3	1,2				E
C533/370	M5	ePM10 60%	287x 287x 370	800/ 65	3	0,7	0,8				E
A536/370	M5	ePM10 60%	592x 287x 370	1700/ 65	6	1,3	1,2				E
A565/370	M5	ePM10 60%	592x 490x 370	2800/ 65	6	2,2	1,6				E
A6	M6	ePM2,5 50%	592x 592x 600	3400/ 60	6	4,5	1,9	26	23	1269	D
B6	M6	ePM2,5 50%	490x 592x 600	2800/ 60	5	3,6	1,6				D
C6	M6	ePM2,5 50%	287x 592x 600	1700/ 60	3	2,3	1,1				D
C633	M6	ePM2,5 50%	287x 287x 600	800/ 60	3	1,1	0,7				D
A663	M6	ePM2,5 50%	592x 287x 600	1700/ 60	6	2,3	1,1				D
A665	M6	ePM2,5 50%	592x 490x 600	2800/ 60	6	3,6	1,6				D
A7 50+	F7	ePM1 60%	592x 592x 600	3400/ 95	6	4,5	1,9	56	54	1319	C
B7 50+	F7	ePM1 60%	490x 592x 600	2800/ 95	5	3,6	1,6				C
C7 50+	F7	ePM1 60%	287x 592x 600	1700/ 95	3	2,3	1,1				C
C7-33 50+	F7	ePM1 60%	287x 287x 600	800/ 95	3	1,1	0,7				C
A7-63 50+	F7	ePM1 60%	592x 287x 600	1700/ 95	6	2,3	1,1				C
A7-65 50+	F7	ePM1 60%	592x 490x 600	2800/ 95	6	3,6	1,6				C

\* ME%: Minimum efficiency ref. to EN779:2012

\*\* Energy Consumption, kWh/year: Calculated according to Eurovent Guideline 4/21-2014

\*\*\* Energy class: according to Eurovent RS 4/C/001-2015

## Basic-Flo



### Advantages

- Economy version
- Conical bags for optimised performance
- Quick and easy mounting
- Robust metal header frame

**Application:** Comfort air conditioning applications, prefilter applications

**Type:** Bag Filter

**Frame:** Galvanised steel

**Media:** Synthetic

**Dimensions:** Filter front dimensions according EN 15805

**Rec. final pressure drop acc. EN 13053:** M5-F7: 200 Pa

**Maximum airflow:** 1,25 x nominal flow

**Temperature max:** 70°C

**RH. max:** 90%

**Mounting/Frames:** Front and side access housings and frames are available



Model Name	EN779	ISO16890	Dimensions WxHxD (mm)	Air Flow/pressure drop (m³/hr/Pa)	Bags	Media area (m²)	Weight (kg)	Initial eff. (%)	ME (%)*	Energy consumption	Energy class
A5	M5	ePM10 50%	592x 592x 600	3400/ 50	6	4,5	2,4	19	6,6	859	C
B5	M5	ePM10 50%	490x 592x 600	2800/ 50	5	3,6	2,1				C
C5	M5	ePM10 50%	287x 592x 600	1700/ 50	3	2,3	1,5				C
C533	M5	ePM10 50%	287x 287x 600	800/ 50	3	1,1	0,8				C
A563	M5	ePM10 50%	592x 287x 600	1700/ 50	6	2,3	1,5				C
A565	M5	ePM10 50%	592x 490x 600	2800/ 50	6	3,6	2,1				C
A5/520	M5	ePM10 50%	592x 592x 520	3400/ 55	6	3,7	2	17	6,6	963	D
B5/520	M5	ePM10 50%	490x 592x 520	2800/ 55	5	3	1,8				D
C5/520	M5	ePM10 50%	287x 592x 520	1700/ 55	3	1,8	1,2				D
C533/520	M5	ePM10 50%	287x 287x 520	800/ 55	3	0,9	0,7				D
A563/520	M5	ePM10 50%	592x 287x 520	1700/ 55	6	1,8	1,2				D
A565/520	M5	ePM10 50%	592x 490x 520	2800/ 55	6	3	1,8				D
A5/370	M5	ePM10 50%	592x 592x 370	3400/ 60	6	2,6	1,8	11	6,6		E
B5/370	M5	ePM10 50%	490x 592x 370	2800/ 60	5	2,2	1,6				E
C5/370	M5	ePM10 50%	287x 592x 370	1700/ 60	3	1,3	1,2				E
C533/370	M5	ePM10 50%	287x 287x 370	800/ 60	3	0,6	0,7				E
A563/370	M5	ePM10 50%	592x 287x 370	1700/ 60	6	1,3	1,2				E
A565/370	M5	ePM10 50%	592x 490x 370	2800/ 60	6	2,2	1,6				E
A6	M6	ePM10 70%	592x 592x 600	3400/ 60	6	4,5	2,4	34	23	1447	E
B6	M6	ePM10 70%	490x 592x 600	2800/ 60	5	3,6	2,1				E
C6	M6	ePM10 70%	287x 592x 600	1700/ 60	3	2,3	1,5				E
C633	M6	ePM10 70%	287x 287x 600	800/ 60	3	1,1	0,8				E
A663	M6	ePM10 70%	592x 287x 600	1700/ 60	6	2,3	1,5				E
A665	M6	ePM10 70%	592x 490x 600	2800/ 60	6	3,6	2,1				E
A6/520	M6	ePM10 70%	592x 592x 520	3400/ 65	6	3,7	2	34	23	1803	E
B6/520	M6	ePM10 70%	490x 592x 520	2800/ 65	5	3	1,8				E
C6/520	M6	ePM10 70%	287x 592x 520	1700/ 65	3	1,8	1,2				E
C633/520	M6	ePM10 70%	287x 287x 520	800/ 65	3	0,9	0,7				E
A663/520	M6	ePM10 70%	592x 287x 520	1700/ 65	6	1,8	1,2				E
A665/520	M6	ePM10 70%	592x 490x 520	2800/ 65	6	3	1,8				E
A6/370	M6	ePM10 70%	592x 592x 370	3400/ 85	6	2,6	1,8	32	23		E
B6/370	M6	ePM10 70%	490x 592x 370	2800/ 85	5	2,2	1,6				E

# Comfort Filters: M5 to F9 | Bag Filters

Model Name	EN779	ISO16890	Dimensions WxHxD (mm)	Air Flow/pressure drop (m³/hr/Pa)	Bags	Media area (m²)	Weight (kg)	Initial eff. (%)	ME (%)*	Energy consumption	Energy class
C6/370	M6	ePM10 70%	287x 592x 370	1700/ 85	3	1,3	1,2				E
C633/370	M6	ePM10 70%	287x 287x 370	800/ 85	3	0,6	0,7				E
A663/370	M6	ePM10 70%	592x 287x 370	1700/ 85	6	1,3	1,2				E
A665/370	M6	ePM10 70%	592x 490x 370	2800/ 85	6	2,2	1,6				E
A7 35+	F7	ePM2,5 70%	592x 592x 600	3400/ 120	6	4,5	2,4	76	35	1468	C
B7	F7	ePM2,5 70%	490x 592x 600	2800/ 120	5	3,6	2,1				C
C7	F7	ePM2,5 70%	287x 592x 600	1700/ 120	3	2,3	1,5				C
A763	F7	ePM2,5 70%	592x 287x 600	1700/ 120	6	2,3	1,5				C
A765	F7	ePM2,5 70%	592x 490x 600	2800/ 120	6	3,6	2,1				C
C733	F7	ePM2,5 70%	287x 287x 600	800/ 120	3	1,1	0,8				C
A7/520 35+	F7	ePM2,5 70%	592x 592x 520	3400/ 135	6	3,7	2	70	35	1782	D
B7/520	F7	ePM2,5 70%	490x 592x 520	2800/ 135	5	3	1,8				D
C7/520	F7	ePM2,5 70%	287x 592x 520	1700/ 135	3	1,8	1,2				D
A763/520	F7	ePM2,5 70%	592x 287x 520	1700/ 135	6	1,8	1,2				D
A765/520	F7	ePM2,5 70%	592x 490x 520	2800/ 135	6	3	1,8				D
C733/520	F7	ePM2,5 70%	287x 287x 520	800/ 135	3	0,9	0,7				D
A7/370 35+	F7	ePM2,5 70%	592x 592x 370	3400/ 185	6	2,6	1,8	67	35	2566	E
B7/370	F7	ePM2,5 70%	490x 592x 370	2800/ 185	5	2,2	1,6				E
C7/370	F7	ePM2,5 70%	287x 592x 370	1700/ 185	3	1,3	1,2				E
A763/370	F7	ePM2,5 70%	592x 287x 370	1700/ 185	6	1,3	1,2				E
A765/370	F7	ePM2,5 70%	592x 490x 370	2800/ 185	6	2,2	1,6				E
C733/370	F7	ePM2,5 70%	287x 287x 370	800/ 185	3	0,6	0,7				E
UF7C 35+	F7	ePM2,5 70%	592x 592x 600	3400/ 110	8	6	2,6	77	35	1502	C
UG7	F7	ePM2,5 70%	490x 592x 600	2800/ 110	6	4,5	2,4				C
UH7	F7	ePM2,5 70%	287x 592x 600	1700/ 110	4	3	1,5				C
UF763	F7	ePM2,5 70%	592x 287x 600	1700/ 110	8	1,5	1,5				C
UF765	F7	ePM2,5 70%	592x 490x 600	2800/ 110	8	3	2,4				C
UH733	F7	ePM2,5 70%	287x 287x 600	800/ 110	4	4,5	0,8				C
UF7/520 35+	F7	ePM2,5 70%	592x 592x 520	3400/ 120	8	5,2	2,6	71	35	1 482	C
UG7/520	F7	ePM2,5 70%	490x 592x 520	2800/ 120	6	3,9	2,4				C
UH7/520	F7	ePM2,5 70%	287x 592x 520	1700/ 120	4	2,5	1,5				C
UF763/520	F7	ePM2,5 70%	592x 287x 520	1700/ 120	8	2,5	1,5				C
UF765/520	F7	ePM2,5 70%	592x 490x 520	2800/ 120	8	3,9	2,4				C
UH733/520	F7	ePM2,5 70%	287x 287x 520	800/ 120	4	1,3	0,8				C
UF7/370 35+	F7	ePM2,5 70%	592x 592x 370	3400/ 150	8	3,6	2,4	70	35	1 920	D
UG7/370	F7	ePM2,5 70%	490x 592x 370	2800/ 150	6	2,7	2,1				D
UH7/370	F7	ePM2,5 70%	287x 592x 370	1700/ 150	4	1,8	1,5				D
UF763/370	F7	ePM2,5 70%	592x 287x 370	1700/ 150	8	1,8	1,5				D
UF765/370	F7	ePM2,5 70%	592x 490x 370	2800/ 150	8	2,7	2,1				D
UH733/370	F7	ePM2,5 70%	287x 287x 370	800/ 150	4	0,9	0,8				D

\* ME%: Minimum efficiency ref. to EN779:2012

\*\* Energy Consumption, kWh/year: Calculated according to Eurovent Guideline 4/21-2014

\*\*\* Energy class: according to Eurovent RS 4/C/001-2015



As part of our program for continuous improvement, Camfil reserves the right to change specifications without notice.

## Standard-Flo



### Advantages

- Meets the demands of new EN 779:2012
- Tapered bags for optimised performance
- Quick and easy mounting
- Robust metal header frame

**Application:** Comfort air conditioning applications, prefilter applications

**Type:** Bag Filter

**Frame:** Galvanised steel

**Media:** Synthetic

**Dimensions:** Filter front dimensions according EN 15805

**Rec. final pressure drop acc. EN 13053:** 200 Pa


**Maximum airflow:** 1,25 x nominal flow

**Temperature max:** 70°C

**RH. max:** 100%

**Mounting/Frames:** Front and side access housings and frames are available

**Remarks:** Also available with plastic frame, 25mm



Model Name	EN779	ISO16890	Dimensions WxHxD (mm)	Air Flow/pressure drop (m³/hr/Pa)	Bags	Media area (m²)	Weight (kg)	Initial eff. (%)	ME (%)*	Energy consumption	Energy class
A7 35+	F7	ePM1 50%	592x 592x 600	3400/ 95	6	4,5	2,4	47	40	1245	C
B7 35+	F7	ePM1 50%	490x 592x 600	2800/ 95	5	3,6	2,1				C
C7 35+	F7	ePM1 50%	287x 592x 600	1700/ 95	3	2,3	1,5				C
A7-63 35+	F7	ePM1 50%	592x 287x 600	1700/ 95	6	2,3	1,5				C
A7-65 35+	F7	ePM1 50%	592x 490x 600	2800/ 95	6	3,6	2,1				C
C7-33 35+	F7	ePM1 50%	287x 287x 600	800/ 95	3	1,1	0,8				C
A7/520 35+	F7	ePM1 50%	592x 592x 520	3400/ 100	6	3,7	2	47	40	1360	C
B7/520 35+	F7	ePM1 50%	490x 592x 520	2800/ 100	5	3	1,8				C
C7/520 35+	F7	ePM1 50%	287x 592x 520	1700/ 100	3	1,8	1,2				C
A7-63/520 35+	F7	ePM1 50%	592x 287x 520	1700/ 100	6	1,8	1,2				C
A7-65/520 35+	F7	ePM1 50%	592x 490x 520	2800/ 100	6	3	1,8				C
C7-33/520 35+	F7	ePM1 50%	287x 287x 520	800/ 100	3	0,9	0,7				C
A7/370 35+	F7	ePM1 50%	592x 592x 370	3400/ 135	6	2,6	1,8	47	40	2030	D
B7/370 35+	F7	ePM1 50%	490x 592x 370	2800/ 135	5	2,2	1,6				D
C7/370 35+	F7	ePM1 50%	287x 592x 370	1700/ 135	3	1,3	1,2				D
A7-63/370 35+	F7	ePM1 50%	592x 287x 370	1700/ 135	6	1,3	1,2				D
A7-65/370 35+	F7	ePM1 50%	592x 490x 370	2800/ 135	6	2,2	1,6				D
C7-33/370 35+	F7	ePM1 50%	287x 287x 370	800/ 135	3	0,6	0,8				D
UF7 35+	F7	ePM1 50%	592x 592x 600	3400/ 85	8	6	2,6	51	40	1161	B
UG7 35+	F7	ePM1 50%	490x 592x 600	2800/ 85	6	4,5	2,4				B
UH7 35+	F7	ePM1 50%	287x 592x 600	1700/ 85	4	3	1,5				B
UF7-63 35+	F7	ePM1 50%	592x 287x 600	1700/ 85	8	3	1,5				B
UF7-65 35+	F7	ePM1 50%	592x 490x 600	2800/ 85	8	4,5	2,4				B
UH7-33 35+	F7	ePM1 50%	287x 287x 600	800/ 85	4	1,5	0,8				B
UF7/520 35+	F7	ePM1 50%	592x 592x 520	3400/ 95	8	5,2	2,6	51	40	1251	C
UG7/520 35+	F7	ePM1 50%	490x 592x 520	2800/ 95	6	3,9	2,4				C
UH7/520 35+	F7	ePM1 50%	287x 592x 520	1700/ 95	4	2,5	1,5				C
UF7-63/520 35+	F7	ePM1 50%	592x 287x 520	1700/ 95	8	2,5	1,5				C
UF7-65/520 35+	F7	ePM1 50%	592x 490x 520	2800/ 95	8	3,9	2,4				C
UH7-33/520 35+	F7	ePM1 50%	287x 287x 520	800/ 95	4	1,3	0,8				C
UF7/370 35+	F7	ePM1 50%	592x 592x 370	3400/ 125	8	3,6	2,4	51	40	1758	D
UG7/370 35+	F7	ePM1 50%	490x 592x 370	2800/ 125	6	2,7	2,1				D

Model Name	EN779	ISO16890	Dimensions WxHxD (mm)	Air Flow/pressure drop (m <sup>3</sup> /hr/Pa)	Bags	Media area (m <sup>2</sup> )	Weight (kg)	Initial eff. (%)	ME (%)*	Energy consumption	Energy class
UH7/370 35+	F7	ePM1 50%	287x 592x 370	1700/ 125	4	1,8	1,5				D
UF7-63/370 35+	F7	ePM1 50%	592x 287x 370	1700/ 125	8	1,8	1,5				D
UF7-65/370 35+	F7	ePM1 50%	592x 490x 370	2800/ 125	8	2,7	2,1				D
UH7-33/370 35+	F7	ePM1 50%	287x 287x 370	800/ 125	4	0,9	0,8				D

\* ME%: Minimum efficiency ref. to EN779:2012

\*\* Energy Consumption, kWh/year: Calculated according to Eurovent Guideline 4/21-2014

\*\*\* Energy class: according to Eurovent RS 4/C/001-2015

# K D



# F I L T E R

## CityCarb I



### Advantages

- Compact "2 in 1" filtration solution; particulate and molecular
- Ideal for filtering low concentrations of most external and internal source pollutants
- 100% incinerable
- Can be used to upgrade existing installations
- Range of standard sizes
- Rapid Adsorption Dynamics (RAD)
- Filter class F7 acc. EN 779:2012

**Application:** Particle and odour removal in offices, hospitals, airports etc.

**Type:** V-Bank Filter

**Frame:** Polypropylene

**Media:** Synthetic/Activated carbon

**Dimensions:** Filter front dimensions according EN 15805

**Maximum airflow:** 1,25 x nominal flow

**Temperature max:** 50°C

**RH. max:** 70%

**Mounting/Frames:** Front and side access housings and frames are available

A compact filter with an additional molecular filtration media layer to provide enhanced IAQ through combined particle filtration and gas filtration.

CityCarb is the ultimate solution when a high performance compact filter and a high performance molecular (gas, odour) filter must be installed in a single location. CityCarb filter can easily be fitted into new or existing standard filter frames. Particle filtration media is combined with an exclusive "Broad Spectrum" carbon media that exploits the benefits of "Rapid Adsorption Dynamics" (RAD) to remove a very wide range of VOCs and odours. Molecular pollutants are released from both external sources (traffic fumes, power generation, industry) and internal sources (building construction and finish materials, wooden materials, carpets, cleaning agents etc).

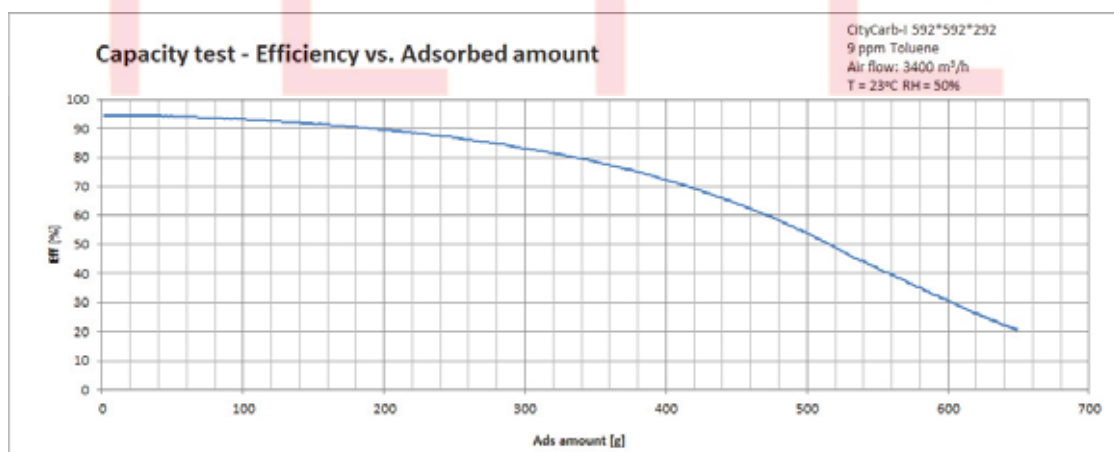
The filter should be replaced when the pressure loss exceeds the maximum allowable value for the ventilation system or after a maximum of one year. In accordance with good practice, used CityCarb filters should be bagged immediately after removal and disposed of by the appropriate route.

Model Name	EN779	ISO16890	Dimensions WxHxD (mm)	Air Flow/pressure drop (m³/hr/Pa)	Media area (m²)	Weight (kg)	Initial eff. (%)	ME (%)*	Energy class
CIZP-7I-0592/0592/0292-4V-25-B0P	F7	ePM1 70%	592x 592x 292	3400/ 130	8	9,3	80	44	E
CIZP-7I-0592/0490/0292-4V-25-B0P	F7	ePM1 70%	592x 490x 292	2800/ 130	6,6	6,8			E
CIZP-7I-0592/0287/0292-4V-25-B0P	F7	ePM1 70%	592x 287x 292	1500/ 130	3,8	4,8			E

\* ME%: Minimum efficiency ref. to EN779:2012

\*\* Energy Consumption, kWh/year: Calculated according to Eurovent Guideline 4/21-2014

\*\*\* Energy class: according to Eurovent RS 4/C/001-2015



## CityCarb E



### Advantages

- Compact "2 in 1" filtration solution; particulate and molecular
- Ideal for filtering low concentrations of most external and internal source pollutants
- 100% incinerable
- Can be used to upgrade existing installations
- Range of standard sizes
- Rapid Adsorption Dynamics (RAD)
- Filter class M6 acc. EN 779:2012

**Application:** Particle and odour removal in offices, hospitals, airports etc.

**Type:** V-Bank Filter

**Frame:** Plastic

**Media:** Synthetic/Activated carbon

**Dimensions:** Filter front dimensions according EN 15805

**Maximum airflow:** 1,25 x nominal flow

**Temperature max:** 50°C

**RH. max:** 70%

**Mounting/Frames:** Front and side access housings and frames are available

A compact filter with an additional molecular filtration media layer to provide enhanced IAQ through combined particle filtration and gas filtration.

CityCarb is the ultimate solution when a high performance compact filter and a high performance molecular (gas, odour) filter must be installed in a single location. CityCarb filter can easily be fitted into new or existing standard filter frames. Particle filtration media is combined with an exclusive "Broad Spectrum" carbon media that exploits the benefits of "Rapid Adsorption Dynamics" (RAD) to remove a very wide range of VOCs and odours. Molecular pollutants are released from both external sources (traffic fumes, power generation, industry) and internal sources (building construction and finish materials, wooden materials, carpets, cleaning agents etc).

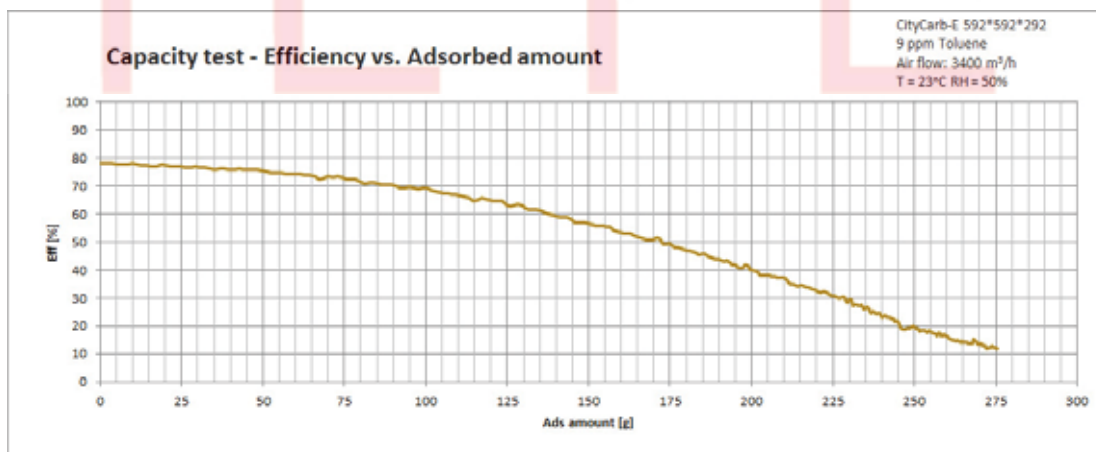
The filter should be replaced when the pressure loss exceeds the maximum allowable value for the ventilation system or after a maximum of one year. In accordance with good practice, used CityCarb filters should be bagged immediately after removal and disposed of by the appropriate route.

Type	EN779	ISO16890	Dimensions WxHxD (mm)	Air Flow/pressure drop (m³/hr/Pa)	Media area (m²)	Weight (kg)	Energy class
CIZP-6E-0592/0592/0292-4V-25-B0P	M6	ePM10 80%	592x 592x 292	3400/ 80	8	8,25	E
CIZP-6E-0592/0490/0292-4V-25-B0P	M6	ePM10 80%	592x 490x 292	2800/ 80	6,6	6	E
CIZP-6E-0592/0287/0292-4V-25-B0P	M6	ePM10 80%	592x 287x 292	1500/ 80	3,8	4,3	E

\* ME%: Minimum efficiency ref. to EN779:2012

\*\* Energy Consumption, kWh/year: Calculated according to Eurovent Guideline 4/21-2014

\*\*\* Energy class: according to Eurovent RS 4/C/001-2015





## CityCarb CH



### Advantages

- Compact "2 in 1" filtration solution; particulate and molecular
- Ideal for filtering organic acids
- 100% incinerable
- Can be used to upgrade existing installations
- Range of standard sizes
- Rapid Adsorption Dynamics (RAD)
- Filter class F7 acc. EN 779:2012

**Application:** Particle and odour removal in museums, art galleries, libraries etc.

**Type:** V-Bank Filter

**Frame:** Plastic

**Gasket:** Polyurethane, endless foamed

**Media:** Synthetic/Activated carbon

**Dimensions:** Filter front dimensions according EN 15805

**Maximum airflow:** 1,25 x nominal flow

**Temperature max:** 50°C

**RH. max:** 70%

**Mounting/Frames:** Front and side access housings and frames are available

A compact filter with an additional molecular filtration media layer to provide enhanced IAQ through combined particle filtration and gas filtration.

CityCarb is the ultimate solution when a high performance compact filter and a high performance molecular (gas, odour) filter must be installed in a single location. High efficiency particle filtration media is combined with an exclusive "targeted" molecular filtration media that exploits the benefits of "Rapid Adsorption Dynamics" (RAD) to specifically remove low molecular weight organic acids. These contaminants are unavoidably released from wood and paper based artefacts in cultural heritage establishments due to the degradation of cellulosic polymers. As the target pollutants are from internal sources, the CityCarb CH filter should be mounted in the recirculation or return air system. CityCarb HC

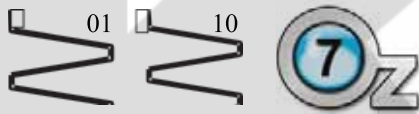
is also extremely effective against the external source pollutants; ozone and nitrogen dioxide.

The filter should be replaced when the pressure loss exceeds the maximum allowable value for the ventilation system or after a maximum of one year. In accordance with good practice, used CityCarb filters should be bagged immediately after removal and disposed of by the appropriate route.

Type	EN779	ISO16890	Dimensions WxHxD (mm)	Air Flow/pressure drop (m³/hr/Pa)	Media area (m²)	Weight (kg)	Initial eff. (%)	ME (%)*	Energy class
CIZP-7C-0592/0592/0292-4V-25-BOP	F7	ePM1 70%	592x 592x 292	3400/ 130	8	9,6	80	44	E
CIZP-7C-0592/0490/0292-4V-25-BOP	F7	ePM1 70%	592x 490x 292	2800/ 130	6,6	7			E
CIZP-7C-0592/0287/0292-4V-25-BOP	F7	ePM1 70%	592x 287x 292	1500/ 130	3,8	5			E

\* ME%: Minimum efficiency ref. to EN779:2012  
 \*\* Energy Consumption, kWh/year: Calculated according to Eurovent Guideline 4/21-2014  
 \*\*\* Energy class: according to Eurovent RS 4/C/001-2015

## CitySorb



### Advantages

- Ideal for filtering low concentrations of most molecular pollutants from external and internal sources
- 100% incinerable
- Compact filtration solution
- Range of standard sizes
- High efficiency
- Large air flow capacity

**Application:** Adsorption of odours and gasses in air conditioning applications.

**Type:** V-Bank Filter

**Frame:** Polypropylene

**Gasket:** One piece PU gasket (01 in the standard version)

**Media:** Activated Carbon

**Separator:** Hot Melt

**Sealant:** Polyurethane

**Dimensions:** Filter front dimensions according EN 15805

**Temperature max:** 40°C

**RH. max:** 70%

**Mounting/Frames:** Front and side access housings and frames are available

The CitySorb filter utilizes a highly effective broad spectrum carbon media to ensure removal of a very wide range of airborne chemicals.

The broad spectrum carbon operates with a Rapid Adsorption Dynamics (RAD) mechanism that is specifically designed to be highly efficient against the multiple chemicals that are typically present in low or moderate concentrations in city-centre buildings or other locations.

CitySorb is an effective ozone filter with a 70% ozone removal efficiency or Oz7 ozone removal rating according to the unique Camfil system.

Model Name	Dimensions WxHxD (mm)	Air Flow/pressure drop (m³/hr/Pa)	Media area (m²)	Weight (kg)
OPKCS-242412-01PU	592x 592x 292	3400/ 80	8	10.8
OPKCS-242012-01PU	592x 490x 292	2800/ 80	6,6	9.2
OPKCS-241212-01PU	592x 287x 292	1500/ 80	3,5	5.4

F I L T E R

# Opakfil ES



## Advantages

- Long operating life
- Light and robust
- Very low Energy Consumption
- Less frequent changes
- Certified performance optimised for LCC
- Aerodynamic radial design

**Application:** Air conditioning applications and preparatory filtration in clean rooms

**Type:** V-Bank Filter

**Frame:** ABS

**Media:** Glass fiber

**Separator:** Hot Melt

**Sealant:** Polyurethane

**Dimensions:** Filter front dimensions according EN 15805

**Rec. final pressure drop acc. EN 13053:** M6-F7: 200 Pa, F8-F9 300 Pa

**Maximum airflow:** 1,25 x nominal flow

**Temperature max:** 70°C

**RH. max:** 100%

**Mounting/Frames:** Front and side access housings and frames are available



Model Name	EN779	ISO16890	Dimensions WxHxD (mm)	Air Flow/pressure drop (m³/hr/Pa)	Media area (m²)	Weight (kg)	Initial eff. (%)	ME (%)*	Energy consumption	Energy class
ES6	M6	ePM10 70%	592x 592x 296	3400/ 60	17	5	23	23	900	C
ES6	M6	ePM10 70%	592x 490x 296	2800/ 60	14	4				C
ES6	M6	ePM10 70%	592x 287x 296	1700/ 60	8	3				C
ES7	F7	ePM1 55%	592x 592x 296	3400/ 65	17	5	44	44	782	A+
ES7	F7	ePM1 55%	592x 490x 296	2800/ 65	14	4				A+
ES7	F7	ePM1 55%	592x 287x 296	1700/ 65	8	3				A+
ES8	F8	ePM1 70%	592x 592x 296	3400/ 75	17	5	63	62	948	A+
ES8	F8	ePM1 70%	592x 490x 296	2800/ 75	14	4				A+
ES8	F8	ePM1 70%	592x 287x 296	1700/ 75	8	3				A+
ES9	F9	ePM1 80%	592x 592x 296	3400/ 90	17	5	79	78	1163	A+
ES9	F9	ePM1 80%	592x 490x 296	2800/ 90	14	4				A+
ES9	F9	ePM1 80%	592x 287x 296	1700/ 90	8	3				A+

\* ME%: Minimum efficiency ref. to EN779:2012

\*\* Energy Consumption, kWh/year: Calculated according to Eurovent Guideline 4/21-2014

\*\*\* Energy class: according to Eurovent RS 4/C/001-2015

# FILTER

# Opakfil ST



### Advantages

- Long operating life
- Light and robust
- Low Energy Consumption
- Aerodynamic radial design

**Application:** Air conditioning applications

**Type:** V-Bank Filter

**Frame:** ABS

**Media:** Glass fiber

**Separator:** Hot Melt Separator Technology

**Sealant:** Polyurethane

**Dimensions:** Filter front dimensions according EN 15805

**Rec. final pressure drop acc. EN 13053:** M6-F7: 200 Pa, F8-F9 300 Pa

**Maximum airflow:** 1,25 x nominal flow

**Temperature max:** 70°C

**RH. max:** 100%

**Mounting/Frames:** Front and side access housings and frames are available



Model Name	EN779	ISO16890	Dimensions WxHxD (mm)	Air Flow/pressure drop (m³/hr/Pa)	Media area (m²)	Weight (kg)	Initial eff. (%)	ME (%)*	Energy consumption	Energy class
ST6	M6	ePM10 70%	592x 592x 296	3400/ 60	13	4	23	23	1135	D
ST6	M6	ePM10 70%	592x 490x 296	2800/ 60	10	3				D
ST6	M6	ePM10 70%	592x 287x 296	1700/ 60	6	2				D
ST7	F7	ePM1 55%	592x 592x 296	3400/ 70	13	4	44	44	917	A
ST7	F7	ePM1 55%	592x 490x 296	2800/ 70	10	3				A
ST7	F7	ePM1 55%	592x 287x 296	1700/ 70	6	2				A
ST8	F8	ePM1 70%	592x 592x 296	3400/ 90	13	4	63	62	1255	B
ST8	F8	ePM1 70%	592x 490x 296	2800/ 90	10	3				B
ST8	F8	ePM1 70%	592x 287x 296	1700/ 90	6	2				B
ST9	F9	ePM1 80%	592x 592x 296	3400/ 110	13	4	77	75	1522	B
ST9	F9	ePM1 80%	592x 490x 296	2800/ 110	10	3				B
ST9	F9	ePM1 80%	592x 287x 296	1700/ 110	6	2				B

\* ME%: Minimum efficiency ref. to EN779:2012

\*\* Energy Consumption, kWh/year: Calculated according to Eurovent Guideline 4/21-2014

\*\*\* Energy class: according to Eurovent RS 4/C/001-2015

F I L T E R

## EcoPleat Green



### Advantages

- Large surface area
- Long operating life
- Ultra compact and ultra light
- Less frequent changes

**Application:** Air conditioning or industrial processing systems and for mini air conditioning systems, individual modules and ventilation equipment.

**Type:** Pleated Panel

**Frame:** ABS

**Media:** Glass fiber

**Separator:** Hot Melt

**Dimensions:** Filter front dimensions according EN 15805

**Rec. final pressure drop acc. EN 13053:** M5-F7: 200 Pa, F8-F9: 300 Pa

**Maximum airflow:** 1,1 x nominal flow

**Temperature max:** 70°C

**RH. max:** 100%

**Mounting/Frames:** Front and side access housings and frames are available



Due to its small size, EcoPleat Green can be installed in most air handling units. Close pleats ensure low energy consumption, a large filter area and low pressure drop.

The filter media used in EcoPleat Green has very fine fibres that guarantee efficient removal of submicron particles throughout the filter's lifetime. The removal efficiency can be as high as 10 times the efficiency of G4 pre-filters with efficiencies ranging from M5 to F9.

The water-resistant plastic frame provides extra assurance in high-humidity applications. Due to its frame, EcoPleat Green is also 50% lighter than the metal frame version for a smaller environmental impact and easier handling.

EcoPleat Green is well suited for commercial and residential air handling units, as well as other stand-alone systems for comfort applications.

EcoPleat is also available with cardboard and metal frames.

Type	EN779	ISO16890	Dimensions WxHxD (mm)	Air Flow/pressure drop (m³/hr/Pa)	Media area (m²)	Weight (kg)	Initial eff. (%)	ME (%)*
Green	M5	ePM10 60%	592x 592x 48	2900/ 65	5,3	3		
Green	M5	ePM10 60%	287x 592x 48	1450/ 65	2,8	1,5		
Green	M6	ePM10 70%	592x 592x 48	2900/ 75	5,3	3		
Green	M6	ePM10 70%	287x 592x 48	1450/ 75	2,7	1,5		
Green	F7	ePM1 55%	592x 592x 48	2900/ 110	5,8	3	48	45
Green	F7	ePM1 55%	287x 592x 48	1450/ 110	2,9	1,5		
Green	F8	ePM1 70%	592x 592x 48	2900/ 160	6,3	3	79	76
Green	F8	ePM1 70%	287x 592x 48	1450/ 160	2,8	1,5		
Green	F9	ePM1 80%	592x 592x 48	2500/ 120	6,9	3	79	78
Green	F9	ePM1 80%	287x 592x 48	1250/ 120	3,2	1,5		
Green	M5	ePM10 60%	592x 592x 96	2900/ 60	10,2	4		
Green	M5	ePM10 60%	287x 592x 96	1450/ 60	5,7	3		
Green	M6	ePM10 70%	592x 592x 96	2900/ 70	10,2	4		
Green	M6	ePM10 70%	287x 592x 96	1450/ 70	5,1	3		
Green	F7	ePM1 55%	592x 592x 96	2900/ 90	11,5	4	48	45
Green	F7	ePM1 55%	287x 592x 96	1450/ 90	5,7	3		
Green	F8	ePM1 70%	592x 592x 96	2900/ 105	12,8	4	79	76
Green	F8	ePM1 70%	287x 592x 96	1450/ 105	4,4	3		
Green	F9	ePM1 80%	592x 592x 96	2500/ 100	15,5	4	79	78
Green	F9	ePM1 80%	287x 592x 96	1250/ 100	7,5	2		

\* ME%: Minimum efficiency ref. to EN779:2012

Other sizes available on request

## EcoPleat Eco



### Advantages

- Ultra compact
- Full-combustible
- Large surface area
- Long operating life
- Less frequent changes

**Application:** Air conditioning or industrial processing systems and for mini air conditioning systems, individual modules and ventilation equipment.

**Type:** Pleated Panel

**Frame:** Water resistant cardboard

**Media:** Glass fiber

**Separator:** Hot Melt Separator Technology

**Rec. final pressure drop acc. EN 13053:** M5-F7: 200 Pa, F8: 300 Pa

**Maximum airflow:** 1,25 x nominal flow

**Temperature max:** 70°C

**RH. max:** 100%

**Mounting/Frames:** Front and side access housings and frames are available



Due to its small size, EcoPleat Eco can be installed in most air handling units. Close pleats ensure low energy consumption, a large filter area and low pressure drop.

The filter media used in EcoPleat Eco has very fine fibres that guarantee efficient removal of submicron particles throughout the filter's lifetime. The removal efficiency can be as high as 10 times the efficiency of G4 pre-filters with efficiencies ranging from M5 to F8.

The beverage board frame makes EcoPleat Eco fully incinerable while providing good resistance against the type of humidity that often occurs in air handling units.

EcoPleat Eco is well suited for commercial and residential air handling units, as well as other stand-alone systems for comfort applications. EcoPleat is also available with plastic and metal frames.

Model Name	EN779	ISO16890	Dimensions WxHxD (mm)	Air Flow/pressure drop (m³/hr/Pa)	Media area (m²)	Weight (kg)	Initial eff. (%)	ME (%)*
Eco	M5	ePM10 60%	592x 592x 48	1900/ 50	5,3	3		
Eco	M6	ePM10 70%	592x 592x 48	1900/ 60	5,3	3		
Eco	F7	ePM1 55%	592x 592x 48	1900/ 90	5,8	3	48	45
Eco	F8	ePM1 70%	592x 592x 48	1900/ 110	6,4	3	79	76
Eco	M5	ePM10 60%	592x 592x 96	2900/ 60	9,3	4		
Eco	M6	ePM10 70%	592x 592x 96	2900/ 70	9,3	4		
Eco	F7	ePM1 55%	592x 592x 96	2900/ 90	10,2	4	48	45
Eco	F8	ePM1 70%	592x 592x 96	2900/ 105	11,6	4	79	76

\* ME%: Minimum efficiency ref. to EN779:2012

Other sizes available on request



## M-Pleat Green



### Advantages

- Prefilter M5 according EN779:2012
- Large filtration surface
- Low pressure drop
- High dust holding capacity (2 times more than a G4)=longer lifetime
- Robust and moisture resistant media
- Green and sustainable frame
- Ultra compact size
- IAQ improvement: M5 + F7 twice as much as G4 + F7

**Application:** Replacement of gravimetric filters, Air Handling Units, Industrial processes and individual modules (reducing plant energy and IAQ improvement)

**Type:** Pleated Panel

**Frame:** ABS

**Media:** Synthetic

**Separator:** Hot Melt

**Dimensions:** Filter front dimensions according EN 15805

**Rec. final pressure drop acc. EN 13053:** 200 Pa

**Maximum airflow:** 1,3 x nominal flow

**Temperature max:** 70°C

**RH. max:** 100%

**Mounting/Frames:** Front and side access housings and frames are available

**Options:** Gasket



Model Name	EN779	ISO16890	Dimensions WxHxD (mm)	Air Flow/pressure drop (m³/hr/Pa)	Media area (m²)	Weight (kg)
M-Pleat Green	M5	Coarse 85%	592x 592x 48	2200/ 35	2,9	0,8
M-Pleat Green	M5	Coarse 85%	287x 592x 48	1100/ 35	1,5	0,5
M-Pleat Green	M5	Coarse 85%	592x 592x 96	2200/ 30	3,9	1,5
M-Pleat Green	M5	Coarse 85%	287x 592x 96	1100/ 30	2	0,9

Other sizes available on request

F I L T E R

# Airopac



### Advantages

- Low pressure drop
- Robust metal header frame
- Large surface area
- Rigid design concept
- High dust holding capacity

**Application:** Air conditioning applications and preparatory filtration in clean rooms.

**Type:** Compact Pleated Filter

**Frame:** Galvanised steel

**Gasket:** Braided glass fiber

**Media:** Glass fiber

**Separator:** Aluminium

**Sealant:** Polyurethane

**Dimensions:** Filter front dimensions according EN 15805

**Rec. final pressure drop acc. EN 13053:** M6-F7: 200 Pa, F8-F9: 300 Pa

**Maximum airflow:** 1,15 x nominal flow

**Temperature max:** 110°C

**Mounting/Frames:** Front and side access housings and frames are available



Model Name	EN779	ISO16890	Dimensions WxHxD (mm)	Air Flow/pressure drop (m³/hr/Pa)	Media area (m²)	Weight (kg)	Initial eff. (%)	ME (%)*
3CPM-HF-24246-60	M6	ePM10 70%	592x 592x 150	1300/ 25	6,5	5,8	18	18
3CPM-HF-12246-60	M6	ePM10 70%	287x 592x 150	650/ 30	2,9	3,8		
3CPM-24246-60	M6	ePM10 70%	610x 610x 150	1300/ 15	7,8	5,1		
3CPM-12246-60	M6	ePM10 70%	305x 610x 150	650/ 15	3,8	3,2		
3CPM-HF-242412-60	M6	ePM10 70%	592x 592x 292	2500/ 60	13,3	9	28,5	24
3CPM-HF-122412-60	M6	ePM10 70%	287x 592x 292	1300/ 80	6,2	5,7		
3CPM-242412-60	M6	ePM10 70%	610x 610x 292	2500/ 45	15,8	8,9		
3CPM-122412-60	M6	ePM10 70%	305x 610x 292	1300/ 50	7,7	5,3		
3CPM-HF-24246-90	F7	ePM1 55%	592x 592x 150	1300/ 60	6,5	5,8	50	48
3CPM-HF-12246-90	F7	ePM1 55%	287x 592x 150	650/ 65	2,9	3,8		
3CPM-24246-90	F7	ePM1 55%	610x 610x 150	1300/ 50	7,8	5,1		
3CPM-12246-90	F7	ePM1 55%	305x 610x 150	650/ 50	3,8	3,2		
3CPM-HF-242412-90	F7	ePM1 55%	592x 592x 292	2500/ 95	13,3	9	52	50
3CPM-HF-122412-90	F7	ePM1 55%	287x 592x 292	1300/ 110	6,2	5,7		
3CPM-242412-90	F7	ePM1 55%	610x 610x 292	2500/ 70	15,8	8,9		
3CPM-122412-90	F7	ePM1 55%	305x 610x 292	1300/ 80	7,7	5,3		
3CPM-HF-242412-95	F9	ePM1 80%	592x 592x 292	1800/ 80	12,6	9	76,3	73
3CPM-HF-122412-95	F9	ePM1 80%	287x 592x 292	950/ 80	5,7	5,7		
3CPM-242412-95	F9	ePM1 80%	610x 610x 292	2000/ 85	15,6	8,9		
3CPM-122412-95	F9	ePM1 80%	305x 610x 292	1050/ 85	7,8	5,3		

\* ME%: Minimum efficiency ref. to EN779:2012



## Aiopac High Temp



### Advantages

- High efficiency
- High temperature
- Silicon free construction
- Compact design

**Application:** Paint bake ovens and other high temperature applications

**Type:** Compact Pleated Filter

**Frame:** Galvanised steel

**Media:** Glass fiber

**Separator:** Aluminium

**Sealant:** Glass fiber

**Grille, Upstream:** Galvanised steel

**Grille, Downstream:** Galvanised steel

**Dimensions:** Filter front dimensions according EN 15805

**Rec. final pressure drop acc. EN 13053:** M6-F7: 200 Pa, F9: 300 Pa

**Temperature max:** 250°C



High efficiency, high temperature, silicon free compact filter.

Type	EN779	ISO16890	Dimensions WxHxD (mm)	Air Flow/pressure drop (m³/hr/Pa)	Media area (m²)	Weight (kg)	Initial eff. (%)	ME (%)*
3CPM-HF-HT-60-2G-242412-1R	M6	ePM10 70%	592x 592x 292	3000/ 105	12,6	8,3	28,5	24
3CPM-HF-HT-60-2G-122412-1R	M6	ePM10 70%	287x 592x 292	1500/ 115	5,7	4,4		
3CPM-HT-60-2G-242412-1R	M6	ePM10 70%	610x 610x 292	3400/ 75	15,9	9,5		
3CPM-HT-60-2G-122412-1R	M6	ePM10 70%	305x 610x 292	1700/ 110	7,8	5,6		
3CPM-HT-60-2G-242406-1R	M6	ePM10 70%	610x 610x 150	1700/ 30	7,8	5,6		
3CPM-HT-60-2G-242403-1R	M6	ePM10 70%	610x 610x 78	1500/ 30	4,9	4		
3CPM-HT-60-2G-122403-1R	M6	ePM10 70%	305x 610x 78	750/ 30	2,1	2		
3CPM-HT-60-2G-480x480x78-1R	M6	ePM10 70%	480x 480x 78	800/ 25	2,5	2,1		
3CPM-HF-HT-90-2G-242412-1R	F7	ePM1 55%	592x 592x 292	3000/ 150	12,6	8,3	52	50
3CPM-HF-HT-90-2G-1224 12-1R	F7	ePM1 55%	287x 592x 292	1500/ 155	5,7	4,4		
3CPM-HT-90-2G-242412-1R	F7	ePM1 55%	610x 610x 292	3400/ 110	15,9	9,5		
3CPM-HT-90-2G-122412-1R	F7	ePM1 55%	305x 610x 292	1700/ 120	7,7	5,6		
3CPM-HT-90-2G-915x610x78-1R	F7	ePM1 55%	915x 610x 78	2250/ 80	5,9	6		
3CPM-HT-90-2G-915x457x78-1R	F7	ePM1 55%	915x 457x 78	2000/ 100	5,6	4,5		
3CPM-HT-90-2G-242403-1R	F7	ePM1 55%	610x 610x 78	1500/ 80	4,3	4		
3CPM-HT-90-2G-122403-1R	F7	ePM1 55%	305x 610x 78	750/ 80	2	2		
3CPM-HT-90-2G-480x480x78-1R	F7	ePM1 55%	480x 480x 78	800/ 80	2,6	2,1		
3CPM-HT-M-90-2G-610x610x52-1R	F7	ePM1 55%	610x 610x 52	1500/ 90	4,5	3,6		
3CPM-HT-M-90-2G-915x457x52-1R	F7	ePM1 55%	915x 457x 52	2000/ 110	5,1	4,1		
3CPM-HF-HT-95-2G-242412-1R	F9	ePM1 80%	592x 592x 292	1800/ 80	12,6	8,3	76,3	73
3CPM-HF-HT-95-2G-122412-1R	F9	ePM1 80%	287x 592x 292	950/ 80	5,7	4,4		
3CPM-HT-95-2G-242412-1R	F9	ePM1 80%	610x 610x 292	2000/ 85	15,6	9,5		
3CPM-HT-95-2G-122412-1R	F9	ePM1 80%	305x 610x 292	1050/ 85	7,8	4,4		

\* ME%: Minimum efficiency ref. to EN779:2012

# Opakfil ProSafe ES



## Advantages

- Specially designed for Process Safety (Food Life Science application)
- Food compliant - EC1935:2004
- Anti-microbial growth certified (ISO846 - VDI6022)
- Sealed bag for transport through clean room
- The latest developed glass fiber media with high water repelancy
- QR code for a quick access to information and certificates
- Lower energy costs
- Resistance up to 5500 m3/h
- Light and easy maintenance through handles
- Delivered in standard with continuous PU gasket for efficiency warranty

**Application:** Air conditioning applications and preparatory filtration in clean rooms.

**Type:** V-Bank Filter

**Frame:** ABS

**Media:** Glass fiber

**Separator:** Hot Melt

**Sealant:** Polyurethane

**Dimensions:** Filter front dimensions according EN 15805

**Rec. final pressure drop acc. EN 13053:** M5-F7: 200 Pa, F8-F9: 300 Pa

**Maximum airflow:** 1,25 x nominal flow

**Temperature max:** 70°C

**RH. max:** 100%

**Mounting/Frames:** Front and side access housings and frames are available



Food and Beverage or Life-Science activities have set new standards in product quality and therefore require specific characteristics regarding process definition.

Camfil, as the leader in clean air solutions and air filtration, has developed the complete ProSafe™ range of products designed for the most demanding processes, including safety, traceability and audits requirement.


Model Name	EN779	EN1822	ISO16890	Dimensions WxHxD (mm)	Air Flow/pressure drop (m³/hr/Pa)	Media area (m²)	Weight (kg)	Initial eff. (%)	ME (%)*	Energy consumption	Energy class
PS6	M6		ePM10 70%	592x 592x 296	3400/ 60	17	5	23	23	900	C
PS6	M6		ePM10 70%	592x 490x 296	2800/ 60	14	4				C
PS6	M6		ePM10 70%	592x 287x 296	1700/ 60	8	3				C
PS7	F7		ePM1 55%	592x 592x 296	3400/ 65	17	5	44	44	782	A+
PS7	F7		ePM1 55%	592x 490x 296	2800/ 65	14	4				A+
PS7	F7		ePM1 55%	592x 287x 296	1700/ 65	8	3				A+
PS8	F8		ePM1 70%	592x 292x 296	3400/ 75	17	5	63	62	948	A+
PS8	F8		ePM1 70%	592x 490x 296	2800/ 75	14	4				A+
PS8	F8		ePM1 70%	592x 287x 296	1700/ 75	8	3				A+
PS9	F9		ePM1 80%	592x 592x 296	3400/ 90	17	5	79	78	1163	A+
PS9	F9		ePM1 80%	592x 490x 296	2800/ 90	14	4				A+
PS9	F9		ePM1 80%	592x 287x 296	1700/ 90	8	3				A+
PS10		E10		592x 592x 296	4000/ 250	17	6				
PS10		E10		592x 490x 296	3100/ 250	14	5				
PS10		E10		592x 287x 296	1700/ 250	8	3,3				

\* ME%: Minimum efficiency ref. to EN779:2012

\*\* Energy Consumption, kWh/year: Calculated according to Eurovent Guideline 4/21-2014

\*\*\* Energy class: according to Eurovent RS 4/C/001-2015

# Hi-Flo ProSafe



## Advantages

- Specially designed for Process Safety (Food Life Science applications)
- The latest developed glass fibre media
- Low initial pressure drop
- Flat pressure drop curve
- New developed pocket design for the best air distribution
- Conical pockets
- Moulded, rigid and aerodynamic shaped plastic frame
- Less energy consumption
- Compliant to EC 1935:2004
- Compliant to VDI 6022 / ISO 846

**Application:** Air conditioning applications and as pre filters for clean rooms.

**Type:** Bag Filter

**Frame:** Plastic moulded

**Media:** Glass fiber

**Dimensions:** Filter front dimensions according EN 15805

**Rec. final pressure drop acc. EN 13053:** M6-F7: 200 Pa, F9: 300 Pa

**Maximum airflow:** 1,25 x nominal flow

**Temperature max:** 70°C

**RH. max:** 100%

**Mounting/Frames:** Front and side access housings and frames are available



Model Name	EN779	ISO16890	Dimensions WxHxD (mm)	Air Flow/pressure drop (m³/hr/Pa)	Bags	Media area (m²)	Weight (kg)	Initial eff. (%)	ME (%)*	Energy consumption	Energy class
6/640	M6	ePM2,5 50%	592x 592x 640	3400/ 55	10	7,5	2,3	25	23	667	B
6/640	M6	ePM2,5 50%	490x 592x 640	2700/ 55	8	6	1.6				B
6/640	M6	ePM2,5 50%	287x 592x 640	1700/ 55	5	3.7	1.4				B
6/640	M6	ePM2,5 50%	287x 287x 640	800/ 55	5	1.9	0.8				B
6/640	M6	ePM2,5 50%	592x 287x 640	1700/ 55	10	3.7	1.4				B
6/640	M6	ePM2,5 50%	592x 490x 640	2700/ 55	10	6.2	1.6				B
6/640	M6	ePM2,5 50%	490x 490x 640	2330/ 55	8	5	1.3				B
6/520	M6	ePM2,5 50%	592x 592x 520	3400/ 60	10	6.1	2.2	25	23	755	B
6/520	M6	ePM2,5 50%	490x 592x 520	2700/ 60	8	4.9	1.4				B
6/520	M6	ePM2,5 50%	287x 592x 520	1700/ 60	5	3	1.3				B
6/520	M6	ePM2,5 50%	287x 287x 520	800/ 60	5	1.5	0.7				B
6/520	M6	ePM2,5 50%	592x 287x 520	1700/ 60	10	3	1.3				B
6/520	M6	ePM2,5 50%	592x 490x 520	2700/ 60	10	5	1.4				B
6/520	M6	ePM2,5 50%	490x 490x 520	2330/ 60	8	4	1.2				B
6/370	M6	ePM2,5 50%	592x 592x 370	3400/ 80	10	4.3	2	26	23	1371	D
6/370	M6	ePM2,5 50%	490x 592x 370	2700/ 80	8	3.5	1.3				D
6/370	M6	ePM2,5 50%	287x 592x 370	1700/ 80	5	2.2	1.2				D
6/370	M6	ePM2,5 50%	287x 287x 370	800/ 80	5	1.1	0.7				D
6/370	M6	ePM2,5 50%	592x 287x 370	1700/ 80	10	2.1	1.2				D
6/370	M6	ePM2,5 50%	592x 490x 370	2700/ 80	10	3.6	1.2				D
6/370	M6	ePM2,5 50%	490x 490x 370	2330/ 80	8	2.9	1				D
7/670 50+	F7	ePM1 60%	592x 592x 670	3400/ 65	10	7,9	2,3	54	54	780	A+
7/670 50+	F7	ePM1 60%	490x 592x 670	2700/ 65	8	6,3	1,6				A+
7/670 50+	F7	ePM1 60%	287x 592x 670	1700/ 65	5	3,8	1,4				A+
7/670 50+	F7	ePM1 60%	287x 287x 670	800/ 65	5	1,9	0,8				A+
7/670 50+	F7	ePM1 60%	592x 287x 670	1700/ 65	10	3,8	1,4				A+
7/670 50+	F7	ePM1 60%	592x 490x 670	2700/ 65	10	6,5	1,6				A+
7/670 50+	F7	ePM1 60%	490x 490x 670	2330/ 65	8	7,5	1,3				A+

As part of our program for continuous improvement, Camfil reserves the right to change specifications without notice.

Model Name	EN779	ISO16890	Dimensions WxHxD (mm)	Air Flow/pressure drop (m³/hr/Pa)	Bags	Media area (m²)	Weight (kg)	Initial eff. (%)	ME (%)*	Energy consumption	Energy class
7/640 50+	F7	ePM1 60%	592x 592x 640	3400/ 70	10	7,5	2,3	54	54	867	A
7/640 50+	F7	ePM1 60%	490x 592x 640	2700/ 70	8	6	1,6				A
7/640 50+	F7	ePM1 60%	287x 592x 640	1700/ 70	5	3,7	1,4				A
7/640 50+	F7	ePM1 60%	287x 287x 640	800/ 70	5	1,9	0,8				A
7/640 50+	F7	ePM1 60%	592x 287x 640	1700/ 70	10	3,7	1,4				A
7/640 50+	F7	ePM1 60%	592x 490x 640	2700/ 70	10	6,2	1,6				A
7/640 50+	F7	ePM1 60%	490x 490x 640	2330/ 70	8	5	1,3				A
7/520 50+	F7	ePM1 60%	592x 592x 520	3400/ 75	10	10	2,2	54	54	935	A
7/520 50+	F7	ePM1 60%	490x 592x 520	2700/ 75	8	8	1,4				A
7/520 50+	F7	ePM1 60%	287x 592x 520	1700/ 75	5	3	1,3				A
7/520 50+	F7	ePM1 60%	287x 287x 520	800/ 75	5	1,5	0,7				A
7/520 50+	F7	ePM1 60%	592x 287x 520	1700/ 75	10	3	1,3				A
7/520 50+	F7	ePM1 60%	592x 490x 520	2700/ 75	10	5	1,4				A
7/520 50+	F7	ePM1 60%	490x 490x 520	2330/ 75	8	4	1,2				A
7/370 50+	F7	ePM1 60%	592x 592x 370	3400/ 90	10	4,3	2	54	54	1569	C
7/370 50+	F7	ePM1 60%	490x 592x 370	2700/ 90	8	3,5	1,3				C
7/370 50+	F7	ePM1 60%	287x 592x 370	1700/ 90	5	2,2	1,2				C
7/370 50+	F7	ePM1 60%	287x 287x 370	800/ 90	5	1,1	0,7				C
7/370 50+	F7	ePM1 60%	592x 287x 370	1700/ 90	10	2,1	1,2				C
7/370 50+	F7	ePM1 60%	592x 490x 370	2700/ 90	10	2,9	1,2				C
7/370 50+	F7	ePM1 60%	490x 490x 370	2330/ 90	8	2,9	1				C
9/640 80+	F9	ePM1 85%	592x 592x 640	3400/ 150	10	7,5	1,6	89	83	1660	B
9/640 80+	F9	ePM1 85%	490x 592x 640	2700/ 150	8	6	1,6				B
9/640 80+	F9	ePM1 85%	287x 592x 640	1700/ 150	5	3,7	1,4				B
9/640 80+	F9	ePM1 85%	287x 287x 640	800/ 150	5	1,9	0,8				B
9/640 80+	F9	ePM1 85%	592x 287x 640	1700/ 150	10	3,7	1,4				B
9/640 80+	F9	ePM1 85%	592x 490x 640	2700/ 150	10	6,2	1,6				B
9/640 80+	F9	ePM1 85%	490x 490x 640	2330/ 150	8	5	1,3				B
9/520 80+	F9	ePM1 85%	592x 592x 520	3400/ 180	10	6,1	2,2	88	83	2481	C
9/520 80+	F9	ePM1 85%	490x 592x 520	2700/ 180	8	4,9	1,4				C
9/520 80+	F9	ePM1 85%	287x 592x 520	1700/ 180	5	3	1,3				C
9/520 80+	F9	ePM1 85%	287x 287x 520	800/ 180	5	1,5	0,7				C
9/520 80+	F9	ePM1 85%	592x 287x 520	1700/ 180	10	3	1,3				C
9/520 80+	F9	ePM1 85%	592x 490x 520	2700/ 180	10	5	1,4				C
9/520 80+	F9	ePM1 85%	490x 490x 520	2330/ 180	8	4	1,2				C

\* ME%: Minimum efficiency ref. to EN779:2012

\*\* Energy Consumption, kWh/year: Calculated according to Eurovent Guideline 4/21-2014

\*\*\* Energy class: according to Eurovent RS 4/C/001-2015

# FILTER

## M-Pleat & EcoPleat ProSafe



### Advantages

- Specially designed for Process Safety (Food, Life Science applications)
- Food compliant EC1935:2004
- Anti-Microbial growth certified (ISO896-VOI 6022)
- Designed for air intake and return air process safety
- Better protection of your process with M5 prefilters i.o G4
- Ultra compact and ultra light
- Unit packaging hygienic bag

**Application:** Industrial processing systems, ventilation equipment, air intake and return air.

**Type:** Pleated Panel

**Frame:** ABS

**Media:** Glass fiber, Synthetic

**Separator:** Hot Melt

**Sealant:** Polyurethane

**Dimensions:** Filter front dimensions according EN 15805

**Rec. final pressure drop acc. EN 13053:** M5-F7: 200 Pa, F8-F9: 300 Pa

**Maximum airflow:** 1,1 x nominal flow


**Temperature max:** 70°C

**RH. max:** 100%

**Mounting/Frames:** Front and side access housings and frames are available

**Option:** PU gasket (ProSafe certified)

**Note:** Unit packaging hygienic bag



Model Name	EN779	ISO16890	Dimensions WxHxD (mm)	Air Flow/pressure drop (m³/hr/Pa)	Media area (m²)	Weight (kg)	Initial eff. (%)	ME (%)*
M-Pleat ProSafe	M5	Coarse 85%	592x 592x 48	2200/ 35	2,9	0,8		
M-Pleat ProSafe	M5	Coarse 85%	287x 592x 48	1100/ 35	1,5	0,5		
M-Pleat ProSafe	M5	Coarse 85%	592x 592x 96	2200/ 30	3,9	1,5		
M-Pleat ProSafe	M5	Coarse 85%	287x 592x 96	1100/ 30	2	0,9		
EcoPleat ProSafe	M6	ePM10 70%	592x 592x 48	2900/ 75	5,3	3		
EcoPleat ProSafe	M6	ePM10 70%	287x 592x 48	1450/ 75	2,7	1,5		
EcoPleat ProSafe	M6	ePM10 70%	592x 592x 96	2900/ 70	10,2	4		
EcoPleat ProSafe	M6	ePM10 70%	287x 592x 96	1450/ 70	5,1	3		
EcoPleat ProSafe	F7	ePM1 55%	592x 592x 48	2900/ 120	5,8	3	48	45
EcoPleat ProSafe	F7	ePM1 55%	287x 592x 48	1450/ 110	2,9	1,5		
EcoPleat ProSafe	F7	ePM1 55%	592x 592x 96	2900/ 90	11,5	4	48	45
EcoPleat ProSafe	F7	ePM1 55%	287x 592x 96	1450/ 90	5,7	3		
EcoPleat ProSafe	F8	ePM1 70%	592x 592x 48	2900/ 160	6,3	3	79	76
EcoPleat ProSafe	F8	ePM1 70%	592x 592x 96	2900/ 105	12,8	4	79	76
EcoPleat ProSafe	F9	ePM1 80%	592x 592x 48	2500/ 120	6,9	3	79	78
EcoPleat ProSafe	F9	ePM1 80%	592x 592x 96	2500/ 100	15,5	4	79	78

\* ME%: Minimum efficiency ref. to EN779:2012

Products



HEPA filters for high airflows  
Absolute™ CM  
Page 71



HEPA filters for high airflows  
Absolute™ DG  
Page 72



HEPA filters for high airflows  
Absolute™ VG XL, XXL  
Page 73



HEPA filters for high airflows  
Absolute™ VE XL, XXL E10-E12  
Page 74



HEPA filters for high airflows  
Absolute™ VE XL, XXL H13-H14  
Page 75



HEPA filters for high airflows  
Absolute™ VGHF  
Page 76



HEPA filters for high airflows  
Absolute™ V ProSafe XL, XXL  
Page 77



HEPA filters for high airflows  
Absolute™ 1D  
Page 78



HEPA/ULPA Panels  
Megalam MD14, MX14, MG14  
-1PU  
Page 79



HEPA/ULPA Panels  
Megalam MD14/ME, MD15/ME,  
MX15/ME -1PU  
Page 80




HEPA/ULPA Panels  
Megalam MD14, MX14, MG14-  
GEL  
Page 81



HEPA/ULPA Panels  
Megalam MD15, MX15, MG15  
-1PU  
Page 82



HEPA/ULPA Panels  
Silent Hood filter MD14-HL  
Page 83



HEPA/ULPA Panels  
Megalam Fabsafe MD, MX, MG  
Page 84



HEPA/ULPA Panels  
Megalam ES Fabsafe MD, MX,  
MG  
Page 85




Filter for High Temperature  
Termikfil 2000  
Page 86



Filter for High Temperature  
Absolute™ 1FRK  
Page 87



Filter for High Temperature  
Absolute™ 1FRK-V  
Page 88



Filter for High Temperature  
Absolute™ 1FRSI  
Page 89



Filter for High Temperature  
Absolute™ D-Pyro H13/H14  
Page 90/ 91

## Absolute™ CM



### Advantages

- Compact design concept
- Very high efficiency
- Incinerable
- Scannable

**Application:** HEPA filter for standard applications

**Type:** Box Filter

**Frame:** MDF

**Gasket:** Polyurethane, endless foamed

**Media:** Glass fiber

**Separator:** Hot Melt

**Sealant:** Polyurethane

**EN 1822 (Efficiency @ MPPS):** H13(≥99,95%)

**Rec. final pressure drop:** 2x Initial pressure drop

**Max. final pressure drop:** 800 Pa

**Maximum airflow:** Nominal flow rate (if not, efficiency drops)

**Temperature max:** 70°C

**RH. max:** 100%

**Remarks:** All filters scan tested acc. EN 1822

**Other options available:** Galvanized frame



Type	EN1822	Dimensions WxHxD (mm)	Air Flow/pressure drop (m³/hr/Pa)	Media area (m²)	Weight (kg)
CMM13-305x305x292-P	H13	305x 305x 292	435/ 250	3,4	4
CMM13-305x610x292-P	H13	305x 610x 292	935/ 250	7,3	7,2
CMM13-457x457x292-P	H13	457x 457x 292	1050/ 250	8,5	8
CMM13-457x610x292-P	H13	457x 610x 292	1470/ 250	11,5	10
CMM13-610x610x292-P	H13	610x 610x 292	2050/ 250	16	13
CMM13-762x610x292-P	H13	762x 610x 292	2650/ 250	20	16,2
CMT13-305x305x292-P	H13	305x 305x 292	535/ 250	4,7	5
CMT13-305x610x292-P	H13	305x 610x 292	1155/ 250	10,1	9
CMT13-457x457x292-P	H13	457x 457x 292	1260/ 250	11,6	10
CMT13-457x610x292-P	H13	457x 610x 292	1800/ 250	15,8	12
CMT13-610x610x292-P	H13	610x 610x 292	2450/ 250	21,3	15
CMT13-762x610x292-P	H13	762x 610x 292	3110/ 250	27,1	18

\* Pressure drop: ±10%

Type -P = 1PU gasket placed upstream

F I L T E R

## Absolute™ DG



### Advantages

- Rated airflow capacity of up to 3400 m<sup>3</sup>/h 610x610 (H13)
- Halogen free
- Low outgassing
- Flexible in the dimensions
- Lightweight and installation friendly
- VDI 6022
- Scannable

**Application:** HEPA-Filter for high air flows

**Type:** Box Filter

**Frame:** ABS

**Gasket:** Polyurethane, endless foamed

**Media:** Glass fiber

**Separator:** Hot Melt

**Sealant:** Polyurethane

**EN 1822 (Efficiency @ MPPS):** H13(≥99,95%), H14(≥99,995%)

**Rec. final pressure drop:** 2x Initial pressure drop

**Max. final pressure drop:** 1000 Pa

**Temperature max:** 70°C

**RH. max:** 100%

**Remarks:** All filters scan-tested acc. EN 1822:2009



Model Name	EN1822	Dimensions WxHxD (mm)	Air Flow/pressure drop (m <sup>3</sup> /hr/Pa)	Media area (m <sup>2</sup> )	Weight (kg)
DG13-305x610x292-P-0-I	H13	305x 610x 292	1600/ 250	19,5	8,5
DG13-610x610x292-P-0-I	H13	610x 610x 292	3400/ 250	37,75	12
DG13-762x610x292-P-0-I	H13	762x 610x 292	4250/ 250	48,41	15,5
DG14-305x610x292-P-0-I	H14	305x 610x 292	1350/ 290	19,5	8,5
DG14-610x610x292-P-0-I	H14	610x 610x 292	3200/ 290	37,75	12
DG14-762x610x292-P-0-I	H14	762x 610x 292	4100/ 290	48,41	15,5

Other dimensions on demand

\*Pressure drop: +- 15%

Type P = gasket on in let air side

Type I = filter with handle and foil

F I L T E R



# Absolute™ VG XL, XXL



## Advantages

- High air flow
- Low pressure drop
- Optimized, compact construction
- High efficiency
- Halogen free
- VDI 6022
- Applicable up to 6000 m<sup>3</sup>/h air flow

**Application:** Efficiency final filtration in air conditioning systems, housings and diffusers

**Type:** V-Bank Box Filter

**Frame:** ABS

**Gasket:** EPDM

**Media:** Glass fiber

**Separator:** Hot Melt

**Sealant:** Polyurethane

**EN 1822 (Efficiency @ MPPS):** E10(≥85%), E11(≥95%), E12(≥99,5%), H13(≥99,95%), H14(≥99,995%)

**Rec. final pressure drop:** 2x Initial pressure drop

**Max. final pressure drop:** 600 Pa

**Maximum airflow:** Nominal flow rate (if not, efficiency drops)

**Temperature max:** 70°C

**RH. max:** 100%

**Mounting/Frames:** FKB, 4N, CamSafe2



Model Name	EN1822	Dimensions WxHxD (mm)	Air Flow/pressure drop (m <sup>3</sup> /hr/Pa)	Media area (m <sup>2</sup> )	Weight (kg)
VGXXL10-305x610x292-M	E10	305x 610x 292	2000/ 230	13	5
VGXXL10-610x610x292-M	E10	610x 610x 292	5000/ 230	33	11
VGXXL11-305x610x292-M	E11	305x 610x 292	2000/ 250	13	5
VGXXL11-610x610x292-M	E11	610x 610x 292	5000/ 250	33	11
VGXL12-305x610x292-M	E12	305x 610x 292	1500/ 245	15	5
VGXL12-610x610x292-M	E12	610x 610x 292	4000/ 250	38	11
VGXL13-289x595x292-M	H13	289x 595x 292	1300/ 250	15	5
VGXL13-305x610x292-M	H13	305x 610x 292	1500/ 250	15	5
VGXL13-595x595x292-M	H13	595x 595x 292	3200/ 250	37	11
VGXL13-610x610x292-M	H13	610x 610x 292	4000/ 250	38	11
VGXXL13-610x610x292-M	H13	610x 610x 292	5000/ 380	38	11
VGXXL13-762x610x292-M	H13	762x 610x 292	6000/ 380	46	14
VGXL14-305x610x292-M	H14	305x 610x 292	1500/ 310	15	5
VGXL14-610x610x292-M	H14	610x 610x 292	4000/ 310	38	11

Type M = Gasket on one side

# FILTER

## Absolute™ VE XL, XXL E10-E12



### Advantages

- High air flow
- Applicable up to 5000 m<sup>3</sup>/h
- Low pressure drop
- Ergonomic handle
- Optimize the air filtration in clean rooms

**Application:** Efficiency final filtration in air conditioning systems, housings and diffusers

**Type:** V-Bank Box Filter

**Frame:** Galvanised steel

**Gasket:** EPDM

**Media:** Glass fiber

**Separator:** Hot Melt

**Sealant:** Polyurethane

**EN 1822 (Efficiency @ MPPS):** E10(≥85%), E11(≥95%), E12(≥99,5%)

**Rec. final pressure drop:** 2x Initial pressure drop

**Max. final pressure drop:** 600 Pa

**Temperature max:** 70°C

**RH. max:** 100%

**Mounting/Frames:** FKB, FKB/D, CamBox

**Remarks:** Special versions on request (e.g. stainless steel frame or high temperature version 120°C)

Model Name	EN1822	Dimensions WxHxD (mm)	Air Flow/pressure drop (m <sup>3</sup> /hr/Pa)	Media area (m <sup>2</sup> )	Weight (kg)
VEXL10-289x595x292-M	E10	289x 595x 292	1700/ 250	16	8,5
VEXL10-305x610x292-M	E10	305x 610x 292	2000/ 250	14	8,5
VEXL10-595x595x292-M	E10	595x 595x 292	4200/ 250	38	13
VEXL10-610x610x292-M	E10	610x 610x 292	4000/ 250	21	13
VEXXL11-305x610x292-M	E11	305x 610x 292	2000/ 250	14	14
VEXXL11-610x610x292-M	E11	610x 610x 292	5000/ 250	35,5	23
VEXL12-289x595x292-M	E12	289x 595x 292	1300/ 250	16	12
VEXL12-305x610x292-M	E12	305x 610x 292	1500/ 250	16	8,5
VEXL12-595x595x292-M	E12	595x 595x 292	3200/ 250	38	22
VEXL12-610x610x292-M	E12	610x 610x 292	4000/ 250	40	16,5

F I L T E R

## Absolute™ VE XL, XXL H13-H14



### Advantages

- High air flow
- Applicable up to 4000 m<sup>3</sup>/h air flow
- Low pressure drop
- Ergonomic handle
- Optimize the air filtration in clean rooms
- Individual tested acc. to EN 1822:2009

**Application:** Very high efficiency final filtration in air conditioning systems, housings and diffusers.

**Type:** V-Bank Box Filter

**Frame:** Galvanised steel

**Gasket:** EPDM

**Media:** Glass fiber

**Separator:** Hot Melt

**Sealant:** Syntetic resin

**EN 1822 (Efficiency @ MPPS):** H13(≥99,95%), H14(≥99,995%)

**Rec. final pressure drop:** 2x Initial pressure drop

**Max. final pressure drop:** 600 Pa

**Temperature max:** 70°C

**RH. max:** 100%

**Mounting/Frames:** FKB, FKB/D, CamBox

**Remarks:** Special versions on request (e.g. stainless steel frame or high temperature version 120°C)



Model Name	EN1822	Dimensions WxHxD (mm)	Air Flow/pressure drop (m <sup>3</sup> /hr/Pa)	Media area (m <sup>2</sup> )	Weight (kg)
VEXL13-289x595x292-M	H13	289x 595x 292	1300/ 250	16	8,5
VEXL13-305x610x292-M	H13	305x 610x 292	1500/ 250	16	8,5
VEXL13-595x595x292-M	H13	595x 595x 292	3200/ 250	38	15,5
VEXL13-610x610x292-M	H13	610x 610x 292	4000/ 250	40	16,5
VEXL14-305x610x292-M	H14	305x 610x 292	1400/ 280	16	8,5
VEXL14-610x610x292-M	H14	610x 610x 292	3500/ 270	40	16,5

*Type -M = gasket placed on one side*

# FILTER

## Absolute™ VGHF



### Advantages

- Compact HEPA filter with header frame
- Incinerable

**Application:** High efficiency final filtration in air conditioning systems and industrial processes.

**Type:** V-Bank Filter

**Frame:** ABS; header frame, 25mm

**Gasket:** Polyurethane, endless foamed

**Media:** Glass fiber

**Separator:** Hot Melt

**Sealant:** Polyurethane

**EN 1822 (Efficiency @ MPPS):** E11(≥95%), H13(≥99,95%)

**Rec. final pressure drop:** 2x Initial pressure drop

**Max. final pressure drop:** 500 Pa

**Temperature max:** 70°C

**RH. max:** 100%

**Remarks:** All filter scan-tested acc. EN 1822:2009 and individually packed in PE-foil. Other editions on request



Model Name	EN1822	Dimensions WxHxD (mm)	Air Flow/pressure drop (m³/hr/Pa)	Media area (m²)	Weight (kg)
VGHF11-592x287x292-0P	E11	592x 287x 292	1350/ 165	13	3,5
VGHF11-592x490x292-0P	E11	592x 490x 292	2450/ 165	23	6
VGHF11-592x592x292-0P	E11	592x 592x 292	3000/ 165	28	10
VGHF11-592x287x292-F	E11	592x 287x 292	1350/ 165	13	3,5
VGHF11-592x490x292-F	E11	592x 490x 292	2450/ 165	23	6
VGHF11-592x592x292-F	E11	592x 592x 292	3000/ 165	28	10
VGHF13-592x287x292-0P	H13	592x 287x 292	1350/ 250	13	3,5
VGHF13-592x490x292-0P	H13	592x 490x 292	2450/ 250	23	6
VGHF13-592x592x292-0P	H13	592x 592x 292	3000/ 250	28	6
VGHF13-592x287x292-F	H13	592x 287x 292	1350/ 250	13	3,5
VGHF13-592x490x292-F	H13	592x 490x 292	2450/ 250	23	6
VGHF13-592x592x292-F	H13	592x 592x 292	3000/ 250	28	10

\* Pressure drop: ± 10%  
 Type: -0P = gasket placed downstream, -F = gasket placed upstream  
 Gasket: P = Polyurethane, endless foamed; F = flat gasket

F I L T E R

## Absolute™ V ProSafe XL, XXL



### Advantages

- Recommended for food beverage and life science industries
- Hygienic product acc. to VDI6022
- Microbial inert components acc. to ISO846
- Food contact approved acc.to EC1935:2004
- Free of harmful chemical components: halogen-free, bisphenol-free, formaldehyde-free, phthalate-free
- Tested resistance to decon and cleaning procedures
- High air flow, low pressure drop
- Individual test certificate acc. to EN1822:2009
- Optimizing waste management:
  - compactable
  - incinerable
  - lightweight
- Ideal for CREO energy optimization

**Application:** EPA/HEPA final filtration for air conditioning systems of sensitive process industries like life science or food and beverage.

**Type:** V-Bank Box Filter

**Frame:** ABS

**Gasket:** Polyurethane, endless foamed

**Media:** Glass fiber

**Separator:** Hot Melt

**Sealant:** Polyurethane

**EN 1822 (Efficiency @ MPPS):** E11(≥95%), H13(≥99,95%), H14(≥99,995%)

**Rec. final pressure drop:** 2x Initial pressure drop

**Max. final pressure drop:** 600 Pa

**Temperature max:** 70°C

**RH. max:** 100%

**Mounting/Frames:** Front and side access filter frames. Terminal housings and safe change systems

**Certificates and further information:** [www.camfil.com/prosafe](http://www.camfil.com/prosafe)

Model Name	EN1822	Dimensions WxHxD (mm)	Air Flow/pressure drop (m³/hr/Pa)	Media area (m²)	Weight (kg)
VGXXL11-305X610X292-P-PS	E11	305x 610x 292	2000/ 250	13	5
VGXXL11-610X610X292-P-PS	E11	610x 610x 292	5000/ 250	33	11
VGXXL11-762X610X292-P-PS	E11	762x 610x 292	6000/ 250	46	14
VGXL13-305X610X292-P-PS	H13	305x 610x 292	1500/ 250	15	5
VGXL13-610X610X292-P-PS	H13	610x 610x 292	4000/ 240	38	11
VGXXL13-610X610X292-P-PS	H13	610x 610x 292	5000/ 380	38	11
VGXXL13-762X610X292-P-PS	H13	762x 610x 292	6000/ 380	46	14
VGXL14-305X610X292-P-PS	H14	305x 610x 292	1500/ 310	15	5
VGXL14-610X610X292-P-PS	H14	610x 610x 292	4000/ 310	38	11
VGXL14-762X610X292-P-PS	H14	762x 610x 292	4800/ 310	46	14

Type P = gasket one sided

## Absolute™ 1D



### Advantages

- High quality glass fibre media
- High efficiency
- High mechanical strength
- High dust holding capacity
- Rigid design

**Application:** HEPA Filter for standard applications

**Type:** Box Filter

**Frame:** Plywood

**Gasket:** Polyurethane, endless foamed

**Media:** Glass fiber

**Separator:** Aluminium

**Sealant:** Polyurethane

**EN 1822 (Efficiency @ MPPS):** H13(≥99,95%)

**Rec. final pressure drop:** 2x Initial pressure drop

**Max. final pressure drop:** 1000 Pa

**Temperature max:** 110°C

**RH. max:** 100%

**Mounting/Frames:** FKB, FKB/D, CamBox

**Remarks:** All filter tested acc. EN 1822:2009. Other editions on request



Model Name	EN1822	Dimensions WxHxD (mm)	Air Flow/pressure drop (m³/hr/Pa)	Media area (m²)	Weight (kg)
1D-110-1PU	H13	305x 305x 150	340/ 250	2,4	3,7
1D-220-1PU	H13	305x 610x 150	715/ 250	5,1	7,2
1D-300-1PU	H13	457x 457x 150	760/ 250	5,9	8,4
1D-500-1PU	H13	575x 575x 150	1270/ 250	9,3	9,3
1D-600-1PU	H13	610x 610x 150	1545/ 250	11	10,2
1D-830-1PU	H13	762x 610x 150	1955/ 250	13,9	12,7
1D-970-1PU	H13	610x 915x 150	2370/ 250	16,8	15,1
1D-980-1PU	H13	915x 610x 150	2370/ 250	16,8	15,1
1D-1200-1PU	H13	1220x 610x 150	3190/ 250	22,7	18,5
1D-200-1PU	H13	305x 305x 292	530/ 250	5,1	6,4
1D-450-1PU	H13	305x 610x 292	1125/ 250	10,4	10,4
1D-725-1PU	H13	457x 610x 292	1765/ 250	16,3	14,4
1D-1000-1PU	H13	610x 610x 292	2435/ 250	22,5	17,1
1D-1250-1PU	H13	762x 610x 292	3070/ 250	28,4	20,5

\* Pressure drop: ± 10%

Type -1PU = gasket placed upstream

F I L T E R

## Megalam MD14, MX14, MG14 -1PU



### Advantages

- Compliant to VDI 6022
- Microbial inert components acc. to ISO 846
- Tested for Food Contact acc. to EC 1935:2004
- Free of bisphenol-A, phthalate and formaldehyde
- Chemically resistant to inactivation and cleaning procedures

**Application:** HEPA filter for clean rooms and LAF benches.

**Type:** Pleated Panel

**Frame:** Anodized aluminium

**Gasket:** Polyurethane, endless foamed

**Media:** Glass fiber

**Separator:** Hot Melt

**Sealant:** Polyurethane

**Grille, Upstream:** Expanded metal painted (RAL 9010)

**Grille, Downstream:** Expanded metal painted (RAL 9010)

**EN 1822 (Efficiency @ MPPS):** H14(≥99,995%)

**Rec. final pressure drop:** 2x Initial pressure drop

**Max. final pressure drop:** MD: 500 Pa, MX: 600 Pa, MG: 800 Pa

**Maximum airflow:** Nominal flow rate (if not, efficiency drops)

**Temperature max:** 70°C

**RH. max:** 100%

**Remarks:** Individually scan-tested acc. EN 1822:2009 with protocol and packed in PE-foil. Compliant with ProSafe\*\* requirements. Other editions on request



Type	EN1822	Dimensions WxHxD (mm)	Air Flow/pressure drop (m³/hr/Pa)	Media area (m²)	Weight (kg)
MD14-2G10-305x305x66-1PU	H14	305x 305x 66	151/ 155	2,4	1,9
MD14-2G10-305x610x66-1PU	H14	305x 610x 66	301/ 150	4,8	3,2
MD14-2G10-457x457x66-1PU	H14	457x 457x 66	338/ 150	5,4	3,4
MD14-2G10-610x610x66-1PU	H14	610x 610x 66	605/ 140	9,7	5,4
MD14-2G10-762x762x66-1PU	H14	762x 762x 66	940/ 140	15,27	8
MD14-2G10-915x915x66-1PU	H14	915x 915x 66	1356/ 140	22,1	10,7
MD14-2G10-1220x610x66-1PU	H14	1220x 610x 66	1205/ 140	19,6	10
MX14-2G10-305x305x90-1PU	H14	305x 305x 90	151/ 110	3,2	2,3
MX14-2G10-305x610x90-1PU	H14	305x 610x 90	300/ 105	6,6	3,9
MX14-2G10-457x457x90-1PU	H14	457x 457x 90	338/ 105	7,3	4,1
MX14-2G10-610x610x90-1PU	H14	610x 610x 90	605/ 95	13,2	6,5
MX14-2G10-762x762x90-1PU	H14	762x 762x 90	940/ 95	20,6	9,6
MX14-2G10-915x915x90-1PU	H14	915x 915x 90	1355/ 95	29,8	12,9
MX14-2G10-1220x610x90-1PU	H14	1220x 610x 90	1206/ 95	26,7	12
MG14-2G10-305x305x110-1PU	H14	305x 305x 110	151/ 80	4,2	3
MG14-2G10-305x610x110-1PU	H14	305x 610x 110	302/ 75	8,7	5,2
MG14-2G10-457x457x110-1PU	H14	457x 457x 110	340/ 75	9,7	5,5
MG14-2G10-610x610x110-1PU	H14	610x 610x 110	605/ 65	17,5	8,6
MG14-2G10-762x762x110-1PU	H14	762x 762x 110	941/ 65	27,5	13
MG14-2G10-915x915x110-1PU	H14	915x 915x 110	1356/ 65	39,8	17
MG14-2G10-1220x610x110-1PU	H14	1220x 610x 110	1205/ 65	35,3	15,7

Type -1PU = gasket placed upstream; Type -2G10- = grid placed both sides

\* Pressure drop: ± 10 %

\*\* All certificates and further information available on [www.camfil.com/prosafe](http://www.camfil.com/prosafe)

## Megalam MD14/ME, MD15/ME, MX15/ME -1PU



### Advantages

- Compliant to VDI 6022
- Microbial inert components acc. to ISO 846
- Tested for Food Contact acc. to EC 1935:2004
- Free of bisphenol-A, phthalate and formaldehyde
- Chemically resistant to inactivation and cleaning procedures

**Application:** HEPA-/ULPA filter for clean rooms and LAF benches.

**Type:** Pleated Panel

**Frame:** Anodized aluminium

**Gasket:** Polyurethane, endless foamed

**Media:** Membrane

**Separator:** Hot Melt

**Sealant:** Polyurethane

**Grille, Upstream:** Expanded metal painted (RAL 9010)

**Grille, Downstream:** Expanded metal painted (RAL 9010)

**EN 1822 (Efficiency @ MPPS):** H14(≥99,995%), U15(≥99,9995%)

**Rec. final pressure drop:** 2x Initial pressure drop

**Max. final pressure drop:** MD: 500 Pa; MX: 600 Pa

**Maximum airflow:** Nominal flow rate (if not, efficiency drops)

**Temperature max:** 70°C

**RH. max:** 100%

**Remarks:** Individually scantested acc. EN 1822:2009 with protocol and packed in PE-foil. Compliant with ProSafe\*\* requirements. Other editions on request



Model Name	EN1822	Dimensions WxHxD (mm)	Air Flow/pressure drop (m³/hr/Pa)	Media area (m²)	Weight (kg)
MD14/ME-2G10-305x305x66-1PU	H14	305x 305x 66	151/ 55	2,6	2
MD14/ME-2G10-305x610x66-1PU	H14	305x 610x 66	300/ 55	5,25	3,3
MD14/ME-2G10-457x457x66-1PU	H14	457x 457x 66	338/ 55	5,95	3,5
MD14/ME-2G10-610x610x66-1PU	H14	610x 610x 66	605/ 50	10,7	5,6
MD14/ME-2G10-762x762x66-1PU	H14	762x 762x 66	940/ 50	16,8	8,3
MD14/ME-2G10-915x915x66-1PU	H14	915x 915x 66	1356/ 50	24,2	11,1
MD14/ME-2G10-1220x610x66-1PU	H14	1220x 610x 66	1205/ 50	21,55	10,4
MD15/ME-305x305x66-1PU	U15	305x 305x 66	151/ 100	2,35	1,6
MD15/ME-305x610x66-1PU	U15	305x 610x 66	300/ 100	4,8	2,6
MD15/ME-457x457x66-1PU	U15	457x 457x 66	338/ 100	5,4	2,7
MD15/ME-610x610x66-1PU	U15	610x 610x 66	605/ 100	9,7	4,1
MD15/ME-762x762x66-1PU	U15	762x 762x 66	941/ 100	15,3	5,9
MD15/ME-915x915x66-1PU	U15	915x 915x 66	1356/ 100	22,1	7,8
MD15/ME-1220x610x66-1PU	U15	1220x 610x 66	1205/ 100	19,5	7,4
MX15/ME-305x305x90-1PU	U15	305x 305x 90	151/ 80	3,2	2
MX15/ME-305x610x90-1PU	U15	305x 610x 90	300/ 80	6,5	3,3
MX15/ME-457x457x90-1PU	U15	457x 457x 90	338/ 80	7,34	3,4
MX15/ME-610x610x90-1PU	U15	610x 610x 90	603/ 80	13,22	5,3
MX15/ME-762x762x90-1PU	U15	762x 762x 90	941/ 80	20,8	7,6
MX15/ME-915x915x90-1PU	U15	915x 915x 90	1356/ 80	30,1	10,1
MX15/ME-1220x610x90-1PU	U15	1220x 610x 90	1205/ 80	26,66	9,5


Type -1PU = gasket placed upstream; Type -2G10- = grid placed both sides

\* Pressure drop: ± 15 %

\*\* All certificates and further information available on [www.camfil.com/prosafe](http://www.camfil.com/prosafe)



## Megalam MD14, MX14, MG14-GEL



### Advantages

- Compliant to VDI 6022
- Microbial inert components acc. to ISO 846
- Tested for Food Contact acc. to EC 1935:2004
- Free of bisphenol-A, phthalate and formaldehyde
- Chemically resistant to inactivation and cleaning procedures

**Application:** HEPA filter for clean rooms and LAF benches.

**Type:** Pleated Panel

**Frame:** Anodized aluminium

**Gasket:** Silicone Gel

**Media:** Glass fiber

**Separator:** Hot Melt

**Sealant:** Polyurethane

**Grille, Upstream:** Expanded metal painted (RAL 9010)

**Grille, Downstream:** Expanded metal painted (RAL 9010)

**EN 1822 (Efficiency @ MPPS):** H14(≥99,995%)

**Rec. final pressure drop:** 2x Initial pressure drop

**Max. final pressure drop:** MD: 500 Pa, MX: 600 Pa, MG: 800 Pa

**Maximum airflow:** Nominal flow rate (if not, efficiency drops)

**Temperature max:** 70°C

**RH. max:** 100%

**Remarks:** Individually scantested acc. EN 1822:2009 with protocol and packed in PE-foil. Compliant with ProSafe\*\* requirements. Other editions on request



Type	EN1822	Dimensions WxHxD (mm)	Air Flow/pressure drop (m³/hr/Pa)	Media area (m²)	Weight (kg)
MD14-2G10-305x305x71-GEL	H14	305x 305x 71	151/ 155	2,4	2,2
MD14-2G10-305x610x71-GEL	H14	305x 610x 71	301/ 150	4,5	3,6
MD14-2G10-457x457x71-GEL	H14	457x 457x 71	338/ 150	5,4	3,8
MD14-2G10-610x610x71-GEL	H14	610x 610x 71	603/ 140	9,7	6,1
MD14-2G10-762x762x71-GEL	H14	762x 762x 71	941/ 140	15,3	9
MD14-2G10-915x915x71-GEL	H14	915x 915x 71	1350/ 140	22,3	12
MD14-2G10-1220x610x71-GEL	H14	1220x 610x 71	1205/ 140	19,6	11,3
MX14-2G10-305x305x105-GEL	H14	305x 305x 105	151/ 110	3,2	2,8
MX14-2G10-305x610x105-GEL	H14	305x 610x 105	300/ 105	6,6	4,7
MX14-2G10-457x457x105-GEL	H14	457x 457x 105	338/ 105	7,3	5
MX14-2G10-610x610x105-GEL	H14	610x 610x 105	605/ 95	13,2	8
MX14-2G10-762x762x105-GEL	H14	762x 762x 105	940/ 95	20,8	11,16
MX14-2G10-915x915x105-GEL	H14	915x 915x 105	1356/ 95	30,1	16
MX14-2G10-1220x610x105-GEL	H14	1220x 610x 105	1206/ 95	26,7	14,8
MG14-2G10-305x305x130-GEL	H14	305x 305x 130	151/ 80	4,2	3,1
MG14-2G10-305x610x130-GEL	H14	305x 610x 130	302/ 75	8,6	5,4
MG14-2G10-457x457x130-GEL	H14	457x 457x 130	340/ 75	9,71	5,8
MG14-2G10-610x610x130-GEL	H14	610x 610x 130	605/ 65	17,5	9,1
MG14-2G10-762x762x130-GEL	H14	762x 762x 130	941/ 65	27,5	13,6
MG14-2G10-915x915x130-GEL	H14	915x 915x 130	1356/ 65	39,8	17,8
MG14-2G10-1220x610x130-GEL	H14	1220x 610x 130	1206/ 65	35,28	16,5

Type -GEL = gasket placed upstream; Type -2G10- = grid placed both sides  
 \* Pressure drop: ± 10 %  
 \*\* All certificates and further information available on [www.camfil.com/prosafe](http://www.camfil.com/prosafe)

## Megalam MD15, MX15, MG15 -1PU



### Advantages

- Compliant to VDI 6022
- Microbial inert components acc. to ISO 846
- Tested for Food Contact acc. to EC 1935:2004
- Free of bisphenol-A, phthalate and formaldehyde
- Chemically resistant to inactivation and cleaning procedures

**Application:** ULPA filter for clean rooms and LAF benches.

**Type:** Pleated Panel

**Frame:** Anodized aluminium

**Gasket:** Polyurethane, endless foamed

**Media:** Glass fiber

**Separator:** Hot Melt

**Sealant:** Polyurethane

**Grille, Upstream:** Expanded metal painted (RAL 9010)

**Grille, Downstream:** Expanded metal painted (RAL 9010)

**EN 1822 (Efficiency @ MPPS):** U15(≥99,9995%)

**Rec. final pressure drop:** 2x Initial pressure drop

**Max. final pressure drop:** MD: 500 Pa, MX: 600 Pa, MG: 800 Pa

**Maximum airflow:** Nominal flow rate (if not, efficiency drops)

**Temperature max:** 70°C

**RH. max:** 100%

**Remarks:** Individually scan-tested acc. EN 1822:2009 with protocol and packed in PE-foil. Compliant with ProSafe\*\* requirements. Other editions on request



Type	EN1822	Dimensions WxHxD (mm)	Air Flow/pressure drop (m³/hr/Pa)	Media area (m²)	Weight (kg)
MD15-2G10-305x305x66-1PU	U15	305x 305x 66	151/ 165	2,7	1,9
MD15-2G10-305x610x66-1PU	U15	305x 610x 66	301/ 160	4,8	3,2
MD15-2G10-457x457x66-1PU	U15	457x 457x 66	338/ 160	6,3	3,4
MD15-2G10-610x610x66-1PU	U15	610x 610x 66	605/ 145	11,3	5,4
MD15-2G10-762x762x66-1PU	U15	762x 762x 66	940/ 145	17,8	8
MD15-2G10-915x915x66-1PU	U15	915x 915x 66	1356/ 145	25,8	10,7
MD15-2G10-1220x610x66-1PU	U15	1220x 610x 66	1205/ 145	22,9	10
MX15-2G10-305x305x90-1PU	U15	305x 305x 90	150/ 130	3,6	2,3
MX15-2G10-305x610x90-1PU	U15	305x 610x 90	300/ 125	7,5	3,9
MX15-2G10-457x457x90-1PU	U15	457x 457x 90	338/ 125	8,4	4,1
MX15-2G10-610x610x90-1PU	U15	610x 610x 90	605/ 115	15,2	6,5
MX15-2G10-762x762x90-1PU	U15	762x 762x 90	940/ 115	23,8	9,6
MX15-2G10-915x915x90-1PU	U15	915x 915x 90	1356/ 115	34,5	12,9
MX15-2G10-1220x610x90-1PU	U15	1220x 610x 90	1205/ 115	30,6	12
MG15-2G10-305x305x110-1PU	U15	305x 305x 110	151/ 95	4,5	3
MG15-2G10-305x610x110-1PU	U15	305x 610x 110	301/ 90	9,3	5,2
MG15-2G10-457x457x110-1PU	U15	457x 457x 110	340/ 90	10,4	5,5
MG15-2G10-610x610x110-1PU	U15	610x 610x 110	603/ 80	18,8	8,6
MG15-2G10-762x762x110-1PU	U15	762x 762x 110	941/ 80	29,5	13
MG15-2G10-915x915x110-1PU	U15	915x 915x 110	1356/ 80	42,7	17
MG15-2G10-1220x610x110-1PU	U15	1220x 610x 110	1206/ 80	37,9	15,7

Type -1PU = gasket placed upstream; Type -2G10 = grid placed both sides  
 \* Pressure drop: ± 10 %  
 \*\* All certificates and further information available on [www.camfil.com/prosafe](http://www.camfil.com/prosafe)

## Silent Hood filter MD14-HL

### Advantages

- H14 compact filter-diffuser for clean room
- Quiet: LW = 35 dB
- Ready to install
- Laminarity +/- 20%



**Application:** Final filtration for clean rooms.

**Type:** Hood Filter

**Frame:** Anodized aluminium

**Gasket:** Neoprene

**Media:** Glass fiber

**Separator:** Hot Melt

**Sealant:** Polyurethane

**Grille, Downstream:** Expanded metal painted (RAL 9010)

**EN 1822 (Efficiency @ MPPS):** H14 (≥99,995%)

**Rec. final pressure drop:** 500 Pa

**Maximum airflow:** Nominal flow rate (if not, efficiency drops)

**Temperature max:** 70°C

**RH. max:** 100%

**Connection:** Spigot with outer diameter 160 mm, 250 mm or 315 mm depending on the model

**Remarks:** Individually scan-tested acc. EN 1822:2009 with protocol and packed in PE-foil. Other editions on request



Type	EN1822	Dimensions WxHxD (mm)	Con. Ø (mm)	Air Flow/pressure drop (m³/hr/Pa)	Media area (m²)	Weight (kg)
MD14-HL-G10-305x610x135/DN 160-01PU	H14	305x 610x 135	160	301/ 155	4,8	10
MD14-HL-G10-610x610x135/DN 250-01PU	H14	610x 610x 135	250	605/ 145	9,7	13
MD14-HL-G10-915x610x135/DN 250-01PU	H14	915x 610x 135	250	904/ 145	14,6	16
MD14-HL-G10-762x762x135/DN 315-01PU	H14	762x 762x 135	315	941/ 145	15,3	17,5
MD14-HL-G10-915x762x135/DN 315-01PU	H14	915x 762x 135	315	1130/ 145	18,38	18,5
MD14-HL-G10-1220x610x135/DN 315-1PU	H14	1220x 610x 135	315	1205/ 145	19,6	19
MD14-HL-G10-915x915x135/DN 315-01PU	H14	915x 915x 135	315	1358/ 145	22,1	21,5
MD14-HL-G10-1525x762x135/DN 315-01PU	H14	1525x 762x 135	315	1883/ 145	30,8	

*Other dimensions available on request. Available in other grades and with a laminator*

*\*Pressure drop +/- 10%*

# FILTER

# Megalam Fabsafe MD, MX, MG



### Advantages

- Developed for safe use in microelectronic cleanrooms and equipment
- Ideal for nanoparticle filtration (100 nm)
- High dust holding capacity
- 100% filter scan test for guaranteed performance
- Filter scanned according to EN1822, IEST or other required standards
- Individual efficiency test reports
- Zero leak guarantee
- No organic outgassing from test aerosol
- Low outgassing adhesives and gasket (no organic flame retardant)
- Manufactured and packed in cleanroom environment



**Application:** Microelectronic cleanrooms and equipment.  
Nanoparticle filtration

**Type:** Pleated Panel

**Frame:** Anodized aluminium

**Gasket:** EPDM

**Media:** Glass fiber

**Separator:** Hot Melt Separator Technology

**Sealant:** Polyurethane

**Grille, Upstream:** Expanded metal painted

**Grille, Downstream:** Expanded metal painted

**Temperature max:** 70°C

**RH. max:** 100%

**Test:** 100% individual scan test according to EN1822, IEST RP-CC007 or required standard

**Test aerosol:** PSL. Oil free


**Fire rating:** UL900

**Remarks:** Many frame options and dimensions are available on request

Model Name	EN1822	Dimensions WxHxD (mm)	Pressure drop (Pa)	Filter Efficiency Particle d=20nm	Filter Efficiency Particle d=100-200nm	Filter Efficiency Particle d=300nm
Fabsafe MD H13	H13	1170x 1170x 66	110	≥99.99999%	≥99.95%	≥99.97%
Fabsafe MD H13	H13	1170x 570x 66	110	≥99.99999%	≥99.95%	≥99.97%
Fabsafe MD H14	H14	1170x 1170x 66	130	≥99.99999%	≥99.995%	≥99.997%
Fabsafe MD H14	H14	1170x 570x 66	130	≥99.99999%	≥99.995%	≥99.997%
Fabsafe MX H14	H14	1170x 1170x 90	90	≥99.99999%	≥99.995%	≥99.997%
Fabsafe MX H14	H14	1170x 570x 90	90	≥99.99999%	≥99.995%	≥99.997%
Fabsafe MG H14	H14	1170x 1170x 110	60	≥99.99999%	≥99.995%	≥99.999%
Fabsafe MG H14	H14	1170x 570x 110	60	≥99.99999%	≥99.995%	≥99.999%
Fabsafe MD U15	U15	1170x 1170x 66	140	≥99.999999%	≥99.9995%	≥99.9997%
Fabsafe MD U15	U15	1170x 570x 66	140	≥99.999999%	≥99.9995%	≥99.9997%
Fabsafe MX U15	U15	1170x 1170x 90	110	≥99.999999%	≥99.9995%	≥99.9997%
Fabsafe MX U15	U15	1170x 570x 90	110	≥99.999999%	≥99.9995%	≥99.9997%
Fabsafe MG U15	U15	1170x 1170x 110	80	≥99.999999%	≥99.9995%	≥99.9999%
Fabsafe MG U15	U15	1170x 570x 110	80	≥99.999999%	≥99.9995%	≥99.9999%
Fabsafe MX U16	U16	1170x 1170x 90	130	≥99.9999999%	≥99.99995%	≥99.99997%
Fabsafe MX U16	U16	1170x 570x 90	130	≥99.9999999%	≥99.99995%	≥99.99997%
Fabsafe MG U16	U16	1170x 1170x 110	90	≥99.9999999%	≥99.99995%	≥99.99999%
Fabsafe MG U16	U16	1170x 570x 110	90	≥99.9999999%	≥99.99995%	≥99.99999%

\*Other sizes available on request

## Megalam ES Fabsafe MD, MX, MG



### Advantages

- Developed for safe use in microelectronic cleanrooms and equipment
- Energy savings through use of synthetic PTFE membrane technology
- Compact solution
- 100% filter scan test for guaranteed performance
- Filter scanned according to EN1822, IEST or other required standards
- Zero leak guarantee
- Individual efficiency test reports
- No organic outgassing from test aerosol
- Low outgassing adhesives and gasket (no organic flame retardant)
- Dopant free components
- Manufactured and packed in cleanroom environment

**Application:** Microelectronic cleanrooms and equipment. Low energy usage.

**Type:** Pleated Panel

**Frame:** Anodized aluminium

**Gasket:** EPDM

**Media:** Membrane

**Separator:** Hot Melt Separator Technology

**Sealant:** Polyurethane

**Grille, Upstream:** Expanded metal painted

**Grille, Downstream:** Expanded metal painted

**Temperature max:** 70°C

**RH. max:** 100%

**Test:** 100% individual scan test according to EN1822, IEST RP-CC007 or required standard.

**Test aerosol:** PSL. Oil free.

**Fire rating:** UL900.

**Remarks:** Many frame options and dimensions are available on request.



Model Name	EN1822	Dimensions WxHxD (mm)	Pressure drop (Pa)	Filter Efficiency Particle d=20nm	Filter Efficiency Particle d=100-200nm	Filter Efficiency Particle d=300nm
ES Fabsafe MD H14	H14	1170x 1170x 50	75	≥99.995%	≥99.995%	≥99.995%
ES Fabsafe MD H14	H14	1170x 570x 50	75	≥99.995%	≥99.995%	≥99.995%
ES Fabsafe MD H14	H14	1170x 1170x 66	60	≥99.995%	≥99.995%	≥99.995%
ES Fabsafe MD H14	H14	1170x 570x 66	60	≥99.995%	≥99.995%	≥99.995%
ES Fabsafe MX H14	H14	1170x 1170x 90	50	≥99.995%	≥99.995%	≥99.995%
ES Fabsafe MX H14	H14	1170x 570x 90	50	≥99.995%	≥99.995%	≥99.995%
ES Fabsafe MD U15	U15	1170x 1170x 50	90	≥99.9995%	≥99.9995%	≥99.9995%
ES Fabsafe MD U15	U15	1170x 570x 50	90	≥99.9995%	≥99.9995%	≥99.9995%
ES Fabsafe MD U15	U15	1170x 1170x 66	75	≥99.9995%	≥99.9995%	≥99.9995%
ES Fabsafe MD U15	U15	1170x 570x 66	75	≥99.9995%	≥99.9995%	≥99.9995%
ES Fabsafe MX U15	U15	1170x 1170x 90	65	≥99.9995%	≥99.9995%	≥99.9995%
ES Fabsafe MX U15	U15	1170x 570x 90	65	≥99.9995%	≥99.9995%	≥99.9995%
ES Fabsafe MD U16	U16	1170x 1170x 66	105	≥99.99995%	≥99.99995%	≥99.99995%
ES Fabsafe MD U16	U16	1170x 570x 66	105	≥99.99995%	≥99.99995%	≥99.99995%
ES Fabsafe MX U16	U16	1170x 1170x 90	85	≥99.99995%	≥99.99995%	≥99.99995%
ES Fabsafe MX U16	U16	1170x 570x 90	85	≥99.99995%	≥99.99995%	≥99.99995%

\*Other sizes available on request

## Termikfil 2000



### Advantages

- Meets FDA requirements
- Maximum continuous operating temperature 350°C, efficiency 99,99% at 0,3 µm
- Ceramic frame
- Exclusive precuring process at 300°C carried out in the plant
- Efficiency tested after precuring

**Application:** Protection of ultra-clean processes at high temperature, sterilisation tunnels in the pharmaceutical industry

**Type:** High temperature filter

**Frame:** Composite ceramic

**Gasket:** Glass Fiber

**Media:** Glass fiber

**Separator:** Glassfiber

**Sealant:** Ceramic

**Grille, Upstream:** Stainless steel

**Grille, Downstream:** Stainless steel

**Rec. final pressure drop:** 350 Pa

**Temperature max:** 350°C

**Mounting/Frames:** A stainless steel adaptor frame can be supplied to reach the thickness of 150mm or 292mm

**Efficiency 0.3µm :** > 99.99% @ front velocity 0.9m/s

**Local penetration max.:** 10-4 maximum, (0.01% acc. FDA) after the 1st heating cycle on site following Camfil procedure

**Note :** since full running condition in customer equipment are not able to be fully described, Camfil is not able to guarantee further to the 1st heating cycle on site

**NB:** To reduce fume emission when starting up, TERMIKFIL undergoes a specific precuring cycle in the factory at 300°C using an exclusive CAMFIL process

Model Name	Dimensions WxHxD (mm)	Air Flow/pressure drop (m³/hr/Pa)	Media area (m²)	Weight (kg)	Initial eff. (%)
3P3	305x 305x 84	300/ 250	2,9	2	99.9
3P6	305x 610x 84	600/ 250	5,9	4	99.9
4P4	457x 457x 84	675/ 250	5	3	99.9
4P6	457x 610x 84	900/ 250	8,9	4	99.9
6P6	610x 610x 84	1200/ 250	12,1	5	99.9
7P6	762x 610x 84	1500/ 250	15,3	6	99.9
9P6	915x 610x 84	1800/ 250	18,5	8	99.9

F I L T E R

# Absolute™ 1FRK



## Advantages

- 99,95% at MPPS with DEHS
- High air flow
- Temperature resistant up to 350°C

**Application:** Protection for clean processes at high temperature

**Type:** Box Filter

**Frame:** Stainless steel

**Gasket:** Glass Fiber

**Media:** Glass fiber

**Separator:** Aluminium

**Sealant:** Ceramic

**EN 1822 (Efficiency @ MPPS):** H13(≥99,95%)

**Rec. final pressure drop:** 500 Pa

**Temperature max:** 350°C

**RH. max:** 100%

**Remarks:** Please note installation and assembly instructions! Due to the different thermal expansion coefficients of the individual filter components the ceramic potting may form cracks during the tempering process. At operating temperature (350 °C) these filters have an overall efficiency of 99,97% at 0,3 µm, leakages are possible



Type	EN1822	Dimensions WxHxD (mm)	Air Flow/pressure drop (m³/hr/Pa)	Media area (m²)	Weight (kg)
1FRK- 220-1W	H13	305x 610x 150	540/ 250	5	8,9
1FRK- 300-1W	H13	457x 457x 150	620/ 250	5,9	9,46
1FRK- 600-1W	H13	610x 610x 150	1180/ 250	11,4	12,36
1FRK-830-1W	H13	762x 610x 150	1500/ 250	13,9	14,5
1FRK-980-1W	H13	915x 610x 150	1780/ 250	17,1	16,8
1FRK-450-1W	H13	305x 610x 292	900/ 250	10,4	16,6
1FRK-725-1W	H13	457x 610x 292	1420/ 250	16,3	19
1FRK-1000-1W	H13	610x 610x 292	1960/ 250	22,5	22
1FRK-1250-1W	H13	762x 610x 292	2480/ 250	28,4	24,52

Modell -1W = Gasket upstream (standard)

Modell -01W = Gasket downstream


Modell -2W = Gasket both sides

Modell -0 = no gasket

Other editions on request

F I L T E R

## Absolute™ 1FRK-V



### Advantages

- ≥99,95% at MPPS with DEHS
- High efficiency
- Temperature resistant up to 350°C
- High mechanical strength
- High air flow

**Application:** Protection for clean processes at high temperature

**Type:** High temperature filter

**Frame:** Reinforced stainless steel

**Gasket:** Glass Fiber

**Media:** Glass fiber

**Separator:** Aluminium

**Sealant:** Ceramic

**EN 1822 (Efficiency @ MPPS):** H13(≥99,95%)

**Rec. final pressure drop:** 500 Pa

**Rec. final pressure drop:** 2x Initial pressure drop

**Temperature max:** 350°C

**RH. max:** 100%

**Remarks:** Please note installation and assembly instructions! Due to the different thermal expansion coefficients of the individual filter components the ceramic potting may form cracks during the tempering process. At operating temperature (350 °C) these filters have an overall efficiency of 99,97% at 0,3 µm, leakages are possible



Type	EN1822	Dimensions WxHxD (mm)	Air Flow/pressure drop (m³/hr/Pa)	Media area (m²)	Weight (kg)
1FRKV- 220-1W	H13	305x 610x 150	540/ 250	5	10,3
1FRKV- 300-1W	H13	457x 457x 150	620/ 250	5,9	11,2
1FRKV- 600-1W	H13	610x 610x 150	1180/ 250	11	13,52
1FRKV- 980-1W	H13	915x 610x 150	1780/ 250	16,8	18,3
1FRKV- 450-1W	H13	305x 610x 292	900/ 250	10,4	18
1FRKV- 725-1W	H13	457x 610x 292	1420/ 250	16,3	21,4
1FRKV-1000-1W	H13	610x 610x 292	1960/ 250	22,5	23,4
1FRKV-1250-1W	H13	762x 610x 292	2480/ 250	28,4	25,92

*Modell -1W = Gasket upstream (standard)*

*Modell -01W = Gasket downstream*

*Modell -2W = Gasket both sides*


*Modell -0 = no gasket*

*Other editions on request*

F I L T E R



# Absolute™ 1FRSI



## Advantages

- ≥99,95% at MPPS with DEHS
- Temperature resistant up to 250°C
- Constant efficiency
- High mechanical strength
- High air flow

**Application:** Protection for clean processes at high temperatures

**Type:** High temperature filter

**Frame:** Stainless steel

**Gasket:** Silicone

**Media:** Glass fiber

**Separator:** Aluminium

**Sealant:** Silicon HT

**EN 1822 (Efficiency @ MPPS):** H13(≥99,95%)

**Rec. final pressure drop:** 500 Pa

**Rec. final pressure drop:** 2x Initial pressure drop

**Temperature max:** 250°C

**RH. max:** 100%

**Remarks:** Please note the installation and assembly instructions!



Type	EN1822	Dimensions WxHxD (mm)	Air Flow/pressure drop (m³/hr/Pa)	Media area (m²)	Weight (kg)
1FRSI-25-1SIHT	H13	203x 203x 78	50/ 250	0,5	2,5
1FRSI-50-1SIHT	H13	203x 203x 150	90/ 250	0,9	3,1
1FRSI-110-1SIHT	H13	305x 305x 150	250/ 250	2,4	4
1FRSI- 200-1SIHT	H13	305x 305x 292	410/ 250	5,1	5,1
1FRSI- 220-1SIHT	H13	305x 610x 150	540/ 250	5	7,9
1FRSI- 300-1SIHT	H13	457x 457x 150	620/ 250	5,9	8,46
1FRSI- 450-1SIHT	H13	305x 610x 292	900/ 250	10,4	15,6
1FRSI- 600-1SIHT	H13	610x 610x 150	1180/ 250	10,9	11,36
1FRSI- 725-1SIHT	H13	457x 610x 292	1420/ 250	16,3	18
1FRSI- 830-1SIHT	H13	762x 610x 150	1500/ 250	13,7	13,5
1FRSI- 980-1SIHT	H13	915x 610x 150	1800/ 250	16,8	15,8
1FRSI-1000-1SIHT	H13	610x 610x 292	1960/ 250	22,5	16,5
1FRSI-1250-1SIHT	H13	762x 610x 292	2500/ 250	28,4	23,52
1FRSI-610x457x150-1SIHT	H13	610x 457x 150	860/ 250	7,8	8,4
1FRSI-457x457x292-1SIHT	H13	457x 457x 292	1030/ 250	12,8	10,5
1FRSI-610x762x292-1SIHT	H13	610x 762x 292	2500/ 250	22,7	21,5

Type -1SIHT = gasket upstream (standard)

Type -01SIHT = gasket downstream

Type -2SIHT = gasket both sides

Type -0 = without gasket

Other dimensions on request

## Absolute™ D-Pyro H13



### Advantages

- H13 in all Temp. ranges
- Patented construction
- $\geq 99,95\%$  at MPPS with DEHS
- Zero tempering
- Temperature resistant up to 350oC
- ProSafe + REACH compliance

**Application:** HEPA filter protection for clean processes at high temperature

**Type:** High temperature filter

**Frame:** Stainless steel

**Media:** Glass fiber

**Separator:** Stainless steel

**Sealant:** Geopolymer Matrix

**EN 1822 (Efficiency @ MPPS):**  $\geq 99,97\%$  at 0,3 $\mu$ m,  $\geq 99,95\%$  at MPPS, leakfree  $\geq 200$  cycles

**Max. final pressure drop:**  $\geq 700$ Pa

**Temperature max:** 350°C

**Remarks:** ISO 5 under all production steps. Please note installation and assembly instructions! Other editions on request (with gasket, or sizes)

Model Name	EN1822	Dimensions WxHxD (mm)	Air Flow/pressure drop (m <sup>3</sup> /hr/Pa)	Media area (m <sup>2</sup> )	Weight (kg)
DHT13-305x610x150-0-SP	H13	305x 610x 150	460/ 290	4,8	8,0
DHT13-457x457x150-0-SP	H13	457x 457x 150	510/ 290	4,8	9,0
DHT13-457x610x150-0-SP	H13	457x 610x 150	690/ 290	7,3	12,0
DHT13-610x610x150-0-SP	H13	610x 610x 150	990/ 290	10,4	16,0
DHT13-762x610x150-0-SP	H13	762x 610x 150	1260/ 290	13,1	34,0
DHT13-305x610x292-0-SP	H13	305x 610x 292	840/ 290	9,7	13,0
DHT13-457x610x292-0-SP	H13	457x 610x 292	1310/ 290	14,6	19,5
DHT13-610x610x292-0-SP	H13	610x 610x 292	1850/ 290	20,7	26,0
DHT13-762x610x292-0-SP	H13	762x 610x 292	2250/ 290	25,9	44,0

\* Pressure drop:  $\pm 10\%$

F I L T E R

## Absolute™ D-Pyro H14



### Advantages

- H14 in all Temp. ranges
- Patented construction
- $\geq 99,995\%$  at MPPS with DEHS
- Zero tempering
- Temperature resistant up to 350oC
- ProSafe + REACH compliance

**Application:** HEPA filter protection for clean processes at high temperature

**Type:** High temperature filter

**Frame:** Stainless steel

**Media:** Glass fiber

**Separator:** Stainless steel

**Sealant:** Geopolymer Matrix

**EN 1822 (Efficiency @ MPPS):**  $\geq 99,997\%$  at 0,3 $\mu$ m,  $\geq 99,995\%$  at MPPS, leakfree  $\geq 200$  cycles

**Max. final pressure drop:**  $\geq 700$ Pa

**Temperature max:** 350°C

**Remarks:** ISO 5 under all production steps. Please note installation and assembly instructions! Other editions on request (with gasket, or sizes)

Model Name	EN1822	Dimensions WxHxD (mm)	Air Flow/pressure drop (m <sup>3</sup> /hr/Pa)	Media area (m <sup>2</sup> )	Weight (kg)
DHT14-305x610x150-0-SP	H14	305x 610x 150	420/ 290	4,8	8,0
DHT14-457x457x150-0-SP	H14	457x 457x 150	450/ 290	5,3	9,0
DHT14-457x610x150-0-SP	H14	457x 610x 150	610/ 290	7,3	12,0
DHT14-610x610x150-0-SP	H14	610x 610x 150	840/ 290	10,4	16,0
DHT14-762x610x150-0-SP	H14	762x 610x 150	1040/ 290	13,1	34,0
DHT14-305x610x292-0-SP	H14	305x 610x 292	670/ 290	9,7	13,0
DHT14-457x610x292-0-SP	H14	457x 610x 292	1000/ 290	14,6	19,5
DHT14-610x610x292-0-SP	H14	610x 610x 292	1340/ 290	20,7	26,0
DHT14-762x610x292-0-SP	H14	762x 610x 292	1675/ 290	25,9	44,0

\* Pressure drop:  $\pm 10\%$

F I L T E R

## Products



**Loose-filled panels**  
CamCarb PM  
Page 100



**Loose-filled cylinders**  
CamCarb CG  
Page 101



**Loose-filled cylinders**  
CamCarb CM  
Page 102



**Loose-filled cylinders**  
CamCarb Mounting Frames  
Page 103



**Loose-filled modules**  
CamCarb VG  
Page 104



**AMC control**  
GigaPleat XPC/XPB  
Page 105



**AMC control**  
GigaPleat NXPP  
Page 106



**AMC control**  
GigaPleat NXPH  
Page 107



**AMC control**  
GigaPleat NXPC  
Page 108



**AMC control**  
GigaPleat NXDP  
Page 109

F I L T E R

# Application matrix

DUTY	VERY LIGHT	LIGHT	MODERATE	MODERATE	MODERATE	HEAVY	HEAVY	VERY HEAVY
SEGMENT	IAQ	COMFORT	SENSITIVE ENVIRONMENT	CLEAN ROOMS	LIGHT PROCESS	CORROSION CONTROL	INDUSTRIAL EXHAUST	EMERGENCY PROTECTION
EXAMPLE	CITY CENTRE OFFICE	AIRPORT	MUSEUM AND IVF CLINIC	SEMI-CONDUCTOR	SMALL FACTORY	PETROCHEM. PULP & PAPER	WASTE HANDLING	MINE REFUGE
CUSTOMER PROBLEM	NON-SPECIFIC	SPECIFIC	SPECIFIC	SPECIFIC	SPECIFIC	SPECIFIC	VERY SPECIFIC	VERY SPECIFIC
MAKE-UP AIR	CITY FAMILY / CAMCARB	CAMCARB	CAMCARB	CAMCARB / GIGAPLEAT	CAMCARB	PROCARB		PROCARB
RECIRC. (RETURN) AIR	CITY FAMILY	CITY FAMILY	CITY FAMILY / GIGAPLEAT	GIGAPLEAT	CAMCARB	CAMCARB		PROCARB
EXHAUST AIR					CAMCARB		PROCARB	



Molecular filter test equipment according to ISO 10121



As part of our program for continuous improvement, Camfil reserves the right to change specifications without notice.

## Why molecular filtration?

Air pollution caused by traffic, manufacturing, power plants, agriculture and even forest fires is a growing problem in our industrialized world.

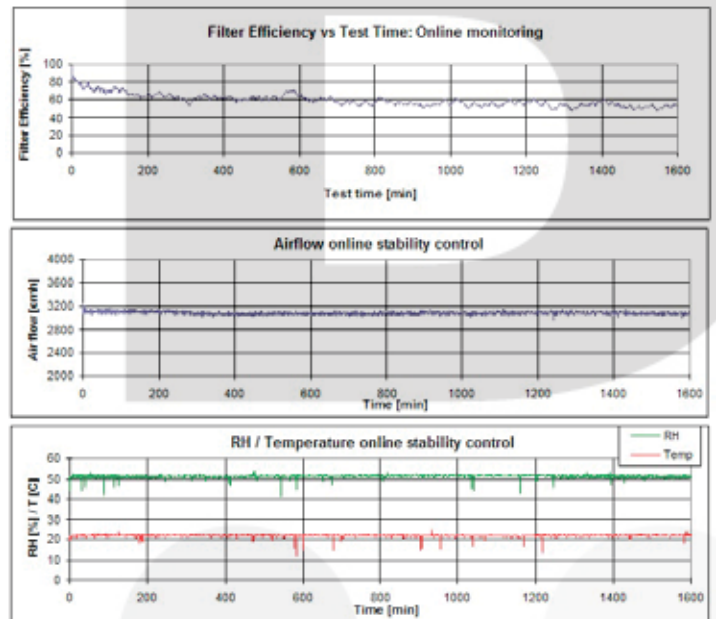
Molecular gaseous compounds are invisible and all around us. Some of these compounds are so toxic, and yet so hard for us to detect, that they can do us harm without even realizing we have been exposed.

Unfortunately we are routinely being subjected to such hazardous compounds in our offices, our homes, our cities and even during our leisure time.

The impact of such exposure can be significant. High ozone or volatile organic compound (VOC) levels represent a serious health threat for all of us. At the same time air pollution can damage everything from valuable artifacts in museums to exposed surfaces in our homes and offices.

In manufacturing environments Airborne Molecular Contamination (AMC) can cause a variety of problems. In semiconductor manufacturing, for example, AMC can reduce product yield, corrode valuable optical components and damage a wide range of process equipment.

In other industries, as products and processes become more complex and more sensitive to all types of contamination, the control of AMC will become an ever more critical part of ensuring product quality and improving process yield rates.



Test according to ISO 10121

## Additional services

Camfil offers a wide range of AMC focused services that allow our customers to remain focused on their core business. These services include filter life time analysis, real time online measurement of contaminants and passive sampling to precisely determine the type and concentration of the problem compounds.

Once local analysis has been completed our AMC experts can propose comprehensive AMC solutions based on the minimum possible Life Cycle Cost available to meet customer needs.

Camfil is the only filter company equipped with a full size filter test facility designed to performance test not just filter media samples but also full size filters under precisely simulated conditions. This full size filter testing is the basis for all our published technical data and can be used to test filter performance against wide and varied range of AMC challenges under precise temperature, humidity and air flow conditions.

This type of performance data can be invaluable when it comes to determining the optimal solution for any specific AMC challenge.

## Molecular filtration technical services

### Beyond Filtration

Camfil provides a comprehensive range of measurement services to complement their range of air filtration products. The services are used to assist in product selection, product validation and optimization of product performance.

Where possible we base our testing on international standards to ensure comparability and repeatability of results.

All our testing facilities are ISO 9001 : 2000 certified and measuring equipment is calibrated traceable to national standard.



### Campure Coupons

Campure or reactivity coupons are an economical and simple way to assess the corrosive potential of an environment.

The coupons comprise of a pair of copper and silver foil strips which are exposed to the environment. After a given period, the coupons are returned to the laboratory where the surface corrosion is determined. The types and relative amounts of corrosion on each metal are indicative of the corrosive agents in the air.

Coupons may be used to assess an environment prior to selection and installation of a molecular filtration system and to validate the ongoing performance after installation.

Atmospheres may be classified according to the Instrument Society of America standard ISA-S71.04. Categories include Mild (G1), Moderate (G2), Harsh (G3) and Severe (GX).

### Residual Life Analysis / Gigamonitor

It is important to be able to predict the impending failure of a molecular filter due to saturation of the media. This may be achieved through a programme of residual life analyses.

In this laboratory technique, a sample of media returned from the field is analysed for the residual content of the impregnation or chemical agent system.

A series of measurements made at 3 or 6 month interval allow the eventual deterioration in the condition of the media to be anticipated and plans put in place for a replacement.

### Gas challenges

Camfil have a unique test facility that allows full scale molecular filters to be tested under conditions which precisely replicate those experienced in actual applications.

The molecular filtration test rig allows filters to be exposed to airflows with a wide variety of temperatures and relative humidities.

### Site services

Camfil have the possibility to offer on-site support services. These may include:

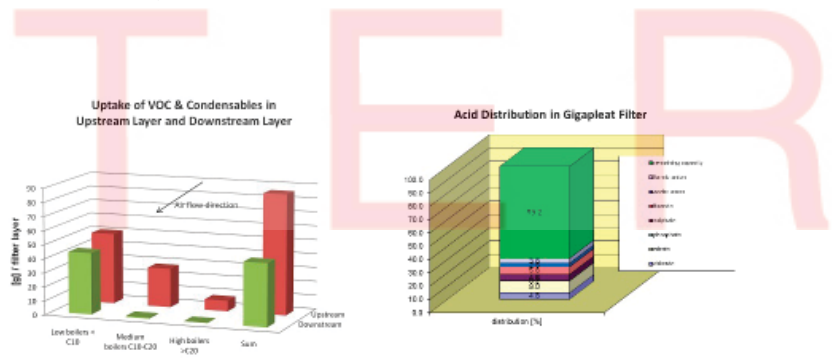
- Supply and fit of filters.
- Removal and disposal of waste material
- Supply and fill of new media and in-site performance validation.



### On-line corrosion monitoring (ISA Check II)

The Camfil ISA-Check II is a highly sensitive second-generation instrument for measuring the corrosivity of air in real time. It is a vital tool for protecting valuable electronic equipment and other objects from corrosion caused by airborne acidic gases.

ISA-Check II measures and registers the change over time in the electrical resistance (ER) of a thin metal track applied on an insulating substrate. If the metal corrodes, the cross sectional area of the track decreases and the ER increases. The changes in ER can be directly translated into corrosion depth and corrosion rate. ISA-Check II measures loss of metal thickness and therefore the technique provides a direct correlation to corrosivity.



## Molecular filtration technical services

### Gigacheck™

The Camfil Gigacheck™ is a passive analytical system to selectively measure airborne molecular contaminants (AMC) in cleanrooms and accompanying air handling systems used for microelectronics and integrated circuit manufacture.

Other possible applications include museums, airports, hospitals and oil and gas industries.

Common contaminants of analysis include acids, acid precursors, bases and ozone.


The kit and the samplers are supplied in a case and sealed plastic bags.

The Gigacheck™ can be located inside the cleanroom, in a ventilation duct, inside make-up air systems, or in a mini environment. A proven tool, it is small, light weight, cost effective, and does not require any electrical connections or field calibration.

The only requirements are ambient temperature and normal airflow. Sampling time is 1 day – 1 month depending on the application. The Gigacheck™ provides average concentrations of AMC over the sampling period.

The Gigacheck™ is sealed and returned to our laboratory at the end of the exposure period.

The resulting data and information about the ventilation system and the process being protected allows us to design an optimized molecular filtration system based on your specific site condition.



### Advanced Online Gas Monitoring

If you need to understand the short term variation of airborne molecular contaminant (AMC) concentrations in your cleanroom for an extended period of time, Camfil online monitoring equipment will be the perfect solution. Equipped with 8 sampling ports, our system is able to measure the concentrations of Ammonia (NH<sub>3</sub>), Nitrogen Oxides (NO<sub>x</sub>), Sulfur Dioxide (SO<sub>2</sub>), Hydrogen Sulfide (H<sub>2</sub>S) or total reduced Sulfur compounds (TRS), down to a detection limit of 0.5 ppb(v). Data are recorded and can be plotted into graphs showing concentration changes over time in different location of your cleanroom or process equipments.

Our technology follows the recommendations of the International Technology Roadmap for Semiconductors (ITRS) for advanced air monitoring applications, using chemiluminescence technology for NO<sub>x</sub> and NH<sub>3</sub>, UV fluorescence detectors for SO<sub>2</sub> and H<sub>2</sub>S, NH<sub>3</sub> and Sulfur compounds are the most critical contaminants in semiconductor and microelectronic applications, resulting in serious yield losses and product quality issues, even when present at trace levels. Please contact our local Camfil team of experts to assist you with your advanced online AMC measurements.






## Activated Carbon and Campure Media

### Effective molecular filtration media

A comprehensive range of molecular filtration medias for the control of corrosive gases, toxic gases, odours and other gaseous pollutants. The medias may be used as part of original equipment packages or as replacement for spent media.

The campure media range comprises chemically impregnated adsorbents based on activated alumina which may be used on their own or blended with activated carbon.



### Demanding applications

Campure medias are designed for the most difficult and demanding applications in industrial and commercial environments. The principal areas of use include the control of acidic gases in pulp and paper, oil refining, and steel production industries. If left untreated, acidic gases such as hydrogen sulphide, sulphur dioxide, chlorine and oxides of nitrogen may cause serious damage to key electrical equipment essential to process management. Other applications include the control of acidic and odorous gases in waste water treatment applications and the protection of sensitive artefacts in museums and art galleries.

### Flexible filtration solutions and support services

Activated carbon and campure medias may be deployed in a range of Camfil hardware systems. These allow standard and custom, solutions for all industrial and commercial applications using various media amounts and bed depths. Activated carbon and campure medias may be re-filled directly into other manufacturers hardware. These medias are supported by a comprehensive range of technical support services including: media life analysis, corrosion monitoring coupons, on-line monitoring and media handling.

Media	Target gases	Media type
CEX003 CEX004	VOCs, hydrocarbons, general odours	Extruded activated carbon, 3 and 4mm diameter (coal based).
LGS036 LGS048	Light VOCs, hydrocarbons, general odours	Granular activated carbon (coconut shell based).
Impregnated Carbon	Acids, Alkalines, etc.	A wide range of impregnation is available.
CamPure 4	H <sub>2</sub> S, SO <sub>2</sub> , formaldehyde, ethylene, low mol. wt. aldehydes.	Activated alumina with chemical impregnation.
CamPure 8	High capacity for H <sub>2</sub> S, SO <sub>2</sub> , formaldehyde, ethylene, low mol. wt. aldehydes.	Activated alumina with chemical impregnation.
CamPure 9	High capacity for H <sub>2</sub> S, SO <sub>2</sub> , formaldehyde, ethylene, low mol. wt. aldehydes.	Activated alumina with chemical impregnation.
CamPure 10	High capacity for H <sub>2</sub> S, SO <sub>2</sub> , formaldehyde, ethylene, low mol. wt. aldehydes	Activated alumina with chemical impregnation.
CamPure 15	High capacity for acids	Activated alumina with chemical impregnation.
Blends	Any of the Campure medias may be blended with either of the activated carbon based medias to provide an adsorption system that combines broad spectrum and highly specific characteristics. The usual blend ratio is 50/50 by volume.	CP83 (CamPure 8 + CEX003) CP43 (CamPure 4 + CEX003) CP84 (CamPure 8 + CEX004) CP44 (CamPure 4 + CEX004)

### AMC filter media for pleated filters

AMC removal vs filter model	L	B	A	C
Acids				Yes
Bases		Yes	Yes	
Condensables (B.Pt > 150 deg. C)	Yes		Yes	Yes
Dopants (Organophosphates)	Yes		Yes	Yes
Dopants (BF3)				Yes
Organics (B.Pt < 150 deg. C)	Yes			
Ozone	Yes		Yes	Yes
For specific contaminants, please contact Camfil				

## Loose-filled deep beds

### VDBs



Vertical Deep Bed Supply filters (VDBs) are members of the Camfil “ProCarb” range of industrial molecular filtration solutions. This product is designed to ensure the very highest levels of performance in those applications where the elimination of corrosive gases is essential to meet the tightest environmental conditions that are specified by electrical equipment manufacturers. Heavy process industries rely on sophisticated electronic control systems and power distribution systems to operate their processes safely and with high efficiency. In certain industries, acidic gases that are strongly corrosive are present in the air. These gases are liberated from the process raw materials. If left uncontrolled, these gases can degrade; even destroy the electronic/electrical control systems.

### VDBe



Vertical Deep Bed filters (VDBe) are durable cost effective molecular filtration solutions for exhaust streams from industrial processes. This product is designed to ensure the very highest levels of performance in those applications where the elimination of toxic gases and odours is essential for operational security and/or regulatory compliance. Performance is delivered in terms of extremely high removal efficiency and the longest possible lifetime per fill of filtration media. Standard features ensure reliable and safe operation. Two equipment configurations are available with airflow capacities ranging from 10,000 to 105,000 m<sup>3</sup>hr<sup>-1</sup>. Virtually any molecular filtration media may be selected for use in the filters, depending on the contaminant(s) to be controlled. VDBe filters are completely passive in operation and require very little routine maintenance.

### HDB



The Horizontal Deep Bed filters (HDB) filter is a robust solution for removing corrosive gases, odours or toxic gases from make-up air and exhaust air systems with very high efficiency on a single pass basis. The filters contain horizontal beds of molecular filtration media that are retained on top of a horizontal perforated screen. The air passes vertically through the media bed. The normal airflow direction is upward, but this arrangement can be reversed in some applications. The filters utilise a very deep bed of media and they are particularly well suited to applications that combine low to moderate airflows and relatively high contaminant concentrations.

A range of standard sizes accommodate flows from 500 m<sup>3</sup>/h to 5,000 m<sup>3</sup>/h. Pre and after-filters can be incorporated by the addition of bolt-on housing to provide a total filtration solution. HDB filters are safe and simple to install. They are completely passive in operation and require little or no routine maintenance beyond changing the filters and media. Fans and variable speed drives can be incorporated as options.



## Efficient gas filtration with CamCarb

Advanced, high capacity media is used in the CamCarb cylinders to remove smell, corrosive and toxic gases as well as organics in make-up and exhaust air applications.

### CamCarb design

Camfil offers a wide range of high efficient media tailored to the customer requirements. Camfil experts select the right CamCarb model and the best suitable media based on lowest cost-of-ownership to fulfill customer requirements. .

Non impregnated activated carbon is typically used to remove volatile organic compounds (VOC) including smell whereas typically impregnated activated carbon is used to remove acidic, caustic and corrosive gases.

Multiple gas filtration with one, two or three filter stages in series can be achieved in applications with unknown gas mix or when for instance VOC's acids and bases are present in the same air stream. Media blends are also available

A special designed holding plate system is used as installation frame for the CamCarb cylinders (CamCarb and CamCarb green). The system is available in three different standard sizes.

It is recommended to use a F7 pre-filter to protect the CamCarb system against particle contamination. Particles in the air block the micro pores of the high efficient activated carbon resulting in rapid performance decrease.

Enforcement of the holding plates is required in big scale CamCarb installations (e.g. make-up air unit). Camfil offers the right stabilization solution with the RZA/MZA modular frame set.

### CamCarb refill service for better operational cost and to protect the environment

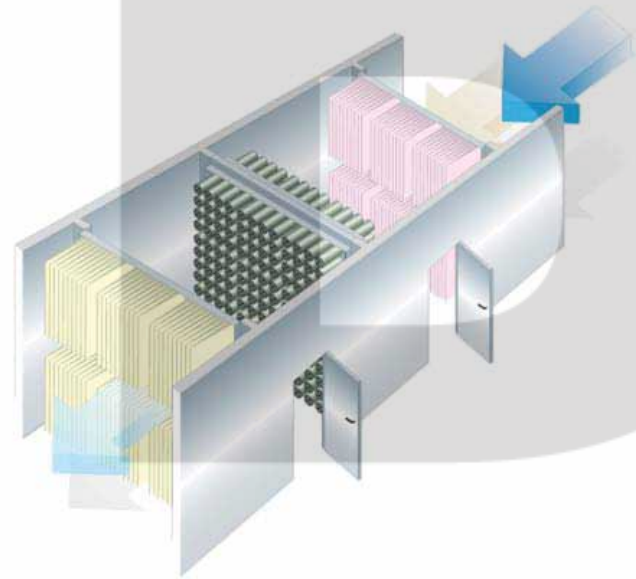
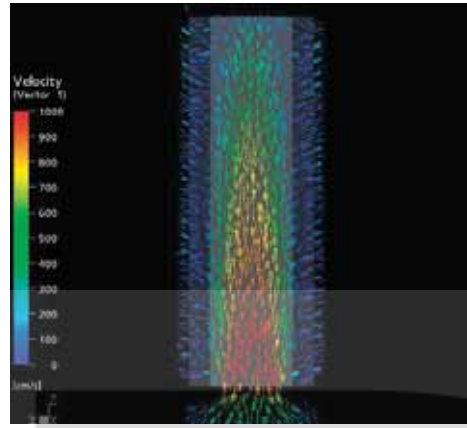
The CamCarb cylinders can be emptied and refilled with new media. This service offers lower operational cost compared to the replacement of the whole cylinder.

Camfil guarantees the same performance of the CamCarb cylinder after the refill service due to special filling technology as well as in-house QA.

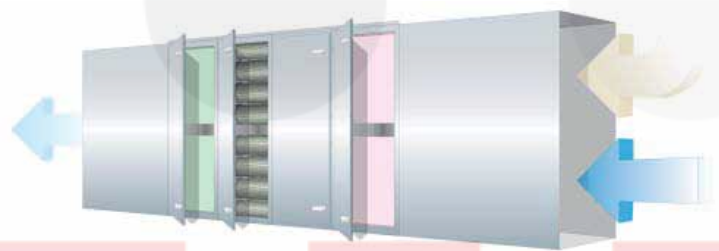
A spare set of cylinders is required to maintain the system operation during the filling process

### CamCarb air flow distribution

Camfil did CFD (Computer Fluid Dynamics) simulations to design the Camcarb cylinder to achieve a uniform air flow distribution through the media resulting in longer life time compared to competitor products.




Example of RZA/MZA modular frame set system



Application in make-up air unit

## CamCarb PM



### Advantages

- May be filled with any molecular filtration media
- May be lined with a fine scrim to minimise shedding
- Vibrated fill technique to prevent media settlement
- Standard and non-standard sizes available
- Galvanised steel frame, option for stainless steel
- Plastic frame for certain standard sizes

**Application:** Adsorption of odours and gases in air conditioning applications.

**Type:** Loose fill Panel

**Frame:** Stainless steel, Galvanised steel

**Media:** Activated Carbon

**Temperature max:** 40°C

**RH. max:** 30% - 70%

**Mounting/Frames:** Front and side access housings and frames are available

Available in standard and custom sizes, CamPure panels are high-quality molecular filtration panels for use in a variety of housings. CamCarb PM panels may be filled with many different molecular filtration media to protect people, processes, the environment and cultural artefacts.

CamCarb PM panels are a cost-effective method to deploy moderate amounts of carbon media.

The standard construction is galvanized steel with stainless steel as an option. Both face meshes are fitted with internal scrims to eliminate shedding of fine particles and minimize dusting.

Dimensions WxHxD (mm)	Air Flow/pressure drop (m <sup>3</sup> /hr/Pa)	Carbon Volume (L)	Weight (kg)
600x 600x 25	350/ 30	9	5,5
300x 600x 25	175/ 30		
500x 600x 25	300/ 30		
600x 600x 50	350/ 60	18	11
300x 600x 50	175/ 60		
500x 600x 50	300/ 60		

*Filters are available in a comprehensive range of sizes and depths. Please contact Camfil for more information.*



## CamCarb CG



### Advantages

- Leak-free installation ensures maximum possible efficiency
- 360 degree geometry and even air distribution ensures maximum possible lifetime
- Lowest possible Life Cycle Cost (LCC)
- May be filled with a wide range of molecular filtration medias
- Rapid bayonet fitting system and integral dual TPE gaskets
- Totally corrosion resistant
- Reduced weight compared to Metal version
- Modular and flexible assembly

**Application:** The most reliable molecular filter for high efficiency and long-term control of molecular contaminants in sensitive buildings and process industries.

**Type:** Loose Fill Cylinder

**Frame:** Plastic moulded

**Gasket:** Double seal, molded TPE

**Media:** Activated Carbon, Impregnated Activated Carbon, Activated Alumina

**Temperature max:** 40°C

**RH. max:** 70%

**Mounting/Frames:** Dedicated base plate in 3 standard sizes (see separate page)

Type	Adsorbent type	Length (mm)	Diameter (mm)	Air Flow/pressure drop (m <sup>3</sup> /hr/Pa)	Weight (kg)
CG 1300	CEX003	240	147	1250/ 80	1,55
CG 2600	CEX003	450	147	2500/ 135	2,85
CG 3500	CEX003	600	147	3400/ 175	3,75
CG 1300	LGS048	240	147	1250/ 60	1,55
CG 2600	LGS048	450	147	2500/ 100	2,85
CG 3500	LGS048	600	147	3400/ 165	3,75
CG 1300	CamPure 8	240	147	1250/ 80	2,4
CG 2600	CamPure 8	450	147	2500/ 135	4,4
CG 3500	CamPure 8	600	147	3400/ 175	5,7

*Other adsorbents available on request*

## CamCarb CM



### Advantages

- Leak-free installation ensures maximum possible efficiency
- 360 degree geometry and even air distribution ensures maximum possible lifetime
- May be re-filled, lowest possible Life Cycle Cost (LCC)
- Rapid bayonet fitting system
- Stainless steel construction
- Modular and flexible assembly

**Application:** The most reliable molecular filter for high efficiency and long-term control of molecular contaminants in sensitive buildings and process industries.

**Type:** Loose Fill Cylinder

**Frame:** Stainless steel, Galvanised steel

**Gasket:** Rubber

**Media:** Activated Carbon, Impregnated Activated Carbon, Activated Alumina

**Temperature max:** 0 - 40°C

**RH. max:** 70%




Type	Adsorbent type	Length (mm)	Diameter (mm)	Weight (kg)
CM 2600	CEX003	450	145	3,8
CM 3500	CEX003	600	145	5,2
CM 2600	LGS048	450	145	3,8
CM 3500	LGS048	600	145	5,2
CM 2600	CamPure 8	450	145	5,4
CM 3500	CamPure 8	600	145	7,2

*Other adsorbents available on request*



## CamCarb Mounting Frames



### Advantages

- Modular design adaptable for all types of installations
- Rapid fitting system via bayonet fitting
- Quick and easy service
- Three standard sizes
- Assembly by bolting , rivets,welding

**Application:** Dedicated mounting frames to ensure leak-free installation of CamCarb molecular filters in AHUs, ducts and plenums.

**Type:** Mounting Frame

**Frame:** Stainless steel, Galvanised steel

Type	Dimensions WxHxD (mm)	Number of Cylinders	Weight (kg)
G8	305x 610x 70	8	3
G12	508x 610x 70	12	5,7
G16	610x 610x 70	16	6

## CamCarb VG



### Advantages

- Replacement items for supply recirculation air systems in industrial process industries
- May be filled with various molecular filtration medias, depending on the application and contaminant(s)

**Application:** Heavy duty disposable plastic Vee Cell modules to specifically treat corrosive (acidic) gases from supply air systems in process industry applications.

**Type:** Vee Cell Module

**Frame:** Plastic moulded

**Media:** Activated Carbon

**Temperature max:** 50°C

**Options:** Relative Humidity Range: 30 to 95%, depending on media selection

**Recommended face velocity:** 0.5 to 1.5 m/s

**Typical pressure loss at rated velocity range:** 50 to 250 Pa

Type	Target contaminant	Adsorbent type	Dimensions WxHxD (mm)	Air Flow/pressure drop (m³/hr/Pa)	Weight (kg)
CamCarb VG-300	Acid Gas / Formaldehyde	CamPure 8	300x 300x 300	212/ 75	13,5
CamCarb VG-300	Acid Gas	CamPure 15	300x 300x 300	212/ 75	13,5
CamCarb VG-300	VOC	CEX003	300x 300x 300	212/ 115	13,5
CamCarb VG-440	Acid Gas / Formaldehyde	CamPure 8	150x 300x 440	350/ 50	6,7
CamCarb VG-440	Acid Gas	CamPure 15	150x 300x 440	350/ 50	6,7
CamCarb VG-440	VOC	CEX003	150x 300x 440		6,7

300-x Media bed depth = 75mm  
 440-x Media bed depth = 25mm  
 Other adsorbents available on request





## GigaPleat XPC/XPH



### Advantages

- Reduced waste through reusable housing
- Up to 2 media types can be combined into the same filter
- Compact solution
- High media cleanliness
- Exchangeable panels

**Application:** Clean room recirculation air and clean room make up air

**Type:** Box Filter

**Frame:** Stainless steel

**Sealant:** Polyurethane

**Temperature max:** 40° C

**RH. max:** 70%

**Particle cleanliness:** ISO Class 6

**Gasket:** Position: 01 - downstream, 10 - upstream.

**Configuration XPC:** 2 layers of 8 panels / full size housing

**Configuration XPH:** 1 layer of 8 panels / full size housing

**Outgassing:** Individually outgassing tested for VOC emissions on request

Model Name	Dimensions WxHxD (mm)	Air Flow/pressure drop (m <sup>3</sup> /hr/Pa)	Weight (kg)
XPC610x610x292	610x 610x 292	2600/ 95	28
XPC305x610x292	305x 610x 292	1100/ 95	16
XPH592x592x292	592x 592x 292	2600/ 60	17
XPH287x592x292	287x 592x 292	1100/ 60	9

F I L T E R

# GigaPleat NXPP



### Advantages

- Extremely low pressure drop
- High media cleanliness
- Individually VOC outgassing tested
- Extremely small form factor
- Wide range of dimensions
- Multiple media types can be combined into the same filter

**Application:** For clean room ceiling, Fan Filter Units, mini-environment or process equipment

**Type:** Pleated Panel

**Frame:** Anodized aluminium

**Gasket:** Polyurethane

**Media:** Activated Carbon

**Temperature max:** 40°C

**RH. max:** 70%

**Particle cleanliness:** ISO Class 6

**Outgassing:** Individually outgassing tested for VOC emissions.

**Knife:** KU facing up, KD facing down

**Gasket:** 01=Downstream gasket, 10=Upstream, 11=2 gaskets

**Faceguard:** 02: Downstream faceguard; 20: Upstream faceguard, 22: 2 faceguards

**Available filter depth without knife edge:** 66, 90, 110, 150, 172 and 200 mm

**Available filter depth with knife edge:** 66 (+38), 90 (+38), 110 (+38), 150 (+15) mm


**Outgassing:** Individually outgassing tested for VOC emissions

Model Name	Target contaminant	Dimensions WxHxD (mm)	Air Flow/pressure drop (m³/hr/Pa)	Weight (kg)
NXPPA3	Bases	610x 610x 90	535/ 15	5
NXPPA3	Bases	1220x 610x 90	1070/ 15	10
NXPPB2	Bases	610x 610x 90	535/ 15	5
NXPPB2	Bases	1220x 610x 90	1070/ 15	10
NXPPC3	Acids	610x 610x 90	535/ 15	5
NXPPC3	Acids	1220x 610x 90	1070/ 15	10
NXPPL3	Organics	610x 610x 90	535/ 15	5
NXPPL3	Organics	1220x 610x 90	1070/ 15	10
NXPPB2C3L3	Bases, Acids, Organics	610x 610x 150	535/ 50	14
NXPPB2C3L3	Bases, Acids, Organics	1220x 610x 150	1070/ 50	28

*Other dimensions and media combinations available on request. Adapter frames for FFU installation available on request*

F I L T E R

## GigaPleat NXPH



### Advantages

- Low pressure drop
- High media cleanliness
- Low weight
- Incinerable

**Application:** Clean room recirculation air, clean room make up air

**Type:** Compact Pleated Filter

**Frame:** ABS

**Sealant:** Polyurethane

**Temperature max:** 40°C

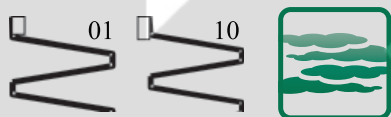
**RH. max:** 70%

**Particle cleanliness:** ISO Class 6

**Outgassing:** Individually outgassing tested for VOC emissions on request.

**Gasket:** 01= downstream, 10 = upstream

**Outgassing:** Individually outgassing tested for VOC emissions on request



Model Name	Target contaminant	Dimensions WxHxD (mm)	Air Flow/pressure drop (m³/hr/Pa)	Weight (kg)
NXPHB2	Bases	592x 592x 292	3300/ 50	12
NXPHB2	Bases	592x 287x 292	1600/ 50	6,5
NXPHC3	Acids	592x 592x 292	3300/ 60	12
NXPHC3	Acids	592x 287x 292	1600/ 60	6,5
NXPHL4	Organics	592x 592x 292	3300/ 60	12
NXPHL4	Organics	592x 287x 292	1600/ 60	6,5
NXPHA3	Bases	592x 592x 292	3300/ 60	12
NXPHA3	Bases	592x 287x 292	1600/ 60	6,5

F I L T E R

# GigaPleat NXPC



### Advantages

- Low pressure drop
- High media cleanliness
- Wide range of dimensions

**Application:** Clean room recirculation air, clean room make up air

**Type:** Box Filter

**Frame:** Stainless steel, Galvanised steel

**Sealant:** Polyurethane

**Temperature max:** 40°C

**RH. max:** 70%

**Particle cleanliness:** ISO Class 6

**Outgassing:** Individually outgassing tested for VOC emissions on request

**Gasket:** 01 = downstream, 10 = upstream

**Outgassing:** Individually outgassing tested for VOC emissions on request

Model Name	Target contaminant	Dimensions WxHxD (mm)	Air Flow/pressure drop (m³/hr/Pa)	Weight (kg)
NXPCA3	Bases	610x 610x 292	2600/ 60	15
NXPCA3	Bases	305x 610x 292	1100/ 60	8
NXPCA3	Bases	595x 595x 292	2600/ 60	15
NXPCA3	Bases	289x 595x 292	1100/ 60	8
NXPCA3	Bases	592x 592x 292	2600/ 60	15
NXPCA3	Bases	287x 592x 292	1100/ 60	8
NXPCB2	Bases	610x 610x 292	2600/ 60	15
NXPCB2	Bases	305x 610x 292	1100/ 60	8
NXPCB2	Bases	595x 595x 292	2600/ 60	15
NXPCB2	Bases	289x 595x 292	1100/ 60	8
NXPCB2	Bases	592x 592x 292	2600/ 60	15
NXPCB2	Bases	287x 592x 292	1100/ 60	8
NXPCC3	Acids	610x 610x 292	2600/ 60	15
NXPCC3	Acids	305x 610x 292	1100/ 60	8
NXPCC3	Acids	595x 595x 292	2600/ 60	15
NXPCC3	Acids	289x 595x 292	1100/ 60	8
NXPCC3	Acids	592x 592x 292	2600/ 60	15
NXPCC3	Acids	287x 592x 292	1100/ 60	8
NXPCL3	Organics	610x 610x 292	2600/ 60	15
NXPCL3	Organics	305x 610x 292	1100/ 60	8
NXPCL3	Organics	595x 595x 292	2600/ 60	15
NXPCL3	Organics	289x 595x 292	1100/ 60	8
NXPCL3	Organics	592x 592x 292	2600/ 60	15
NXPCL3	Organics	287x 592x 292	1100/ 60	8

*For media choice, please refer to GigaPleat NXPH*

## GigaPleat NXDP



### Advantages

- Low pressure drop
- High media cleanliness
- Individually VOC outgassing tested
- Multiple media types can be combined into the same filter

**Application:** Clean room recirculation air, clean room make up air

**Type:** Box Filter & Header Filter

**Frame:** Galvanised steel

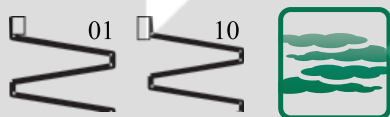
**Sealant:** Polyurethane

**Temperature max:** 10 - 40°C

**RH. max:** 30% - 70%

**Particle cleanliness:** ISO Class 6

**Outgassing:** Individually outgassing tested for VOC emissions



Model Name	Target contaminant	Dimensions WxHxD (mm)	Air Flow/pressure drop (m³/hr/Pa)	Weight (kg)
NXDPB2	Bases	592x 592x 292	3300/ 50	15
NXDPB2	Bases	287x 592x 292	1600/ 50	10
NXDPC3	Acids	592x 592x 292	3300/ 50	15
NXDPC3	Acids	287x 592x 292	1600/ 50	10
NXDPL3	Organics	592x 592x 292	3300/ 50	15
NXDPL3	Organics	287x 592x 292	1600/ 50	10
NXDPB2C3L3	Bases, Acids, Organics	592x 592x 292	3300/ 140	20
NXDPB2C3L3	Bases, Acids, Organics	287x 592x 292	1600/ 140	12

# FILTER

Products



**Filter Holding Frames**  
Absolute Filter Holding Frame  
Page 113



**Filter Holding Frames**  
Universal filter holding frame  
Page 114



**Filter Containment Systems**  
CamContain  
Page 115



**Filter Containment Systems**  
Cambox  
Page 116



**Filter Containment Systems**  
CamBox S  
Page 117



**Filter Containment Systems**  
CamSafe 2  
Page 118



**Filter Housings**  
CamCube HF-L  
Page 120



**Filter Housings**  
CamCube HF-S  
Page 122



**Filter Housings**  
CamCube AC-L  
Page 124



**Filter Housings**  
CamCube AC-S  
Page 126



**Filter Housings**  
CamCube CC-L  
Page 128



**Filter Housings**  
CamCube AS  
Page 130



**Filter Housings**  
CamCube AD  
Page 132




**Terminal filter housings**  
Pharmaseal-E  
Page 134



**Terminal filter housings**  
CamSeal  
Page 135



**Terminal filter housings**  
Cleanseal top entry PU gasket  
Page 136



**Terminal filter housings**  
Diffusers for CamSeal, Cleanseal  
and Pharmaseal E  
Page 137



**Fan filter unit**  
CamFFU High Performance  
HP-EC  
Page 138



**Fan filter unit**  
CamFFU Compact Solution  
Page 139



**Fan filter unit**  
CamFFU Integrated Solution  
Page 140

# CleanSeal product overview

## Available diffusers



Perforated (PF)



Swirl (SW)



Four way (4W)



Adjustable (AV)

## Available configurations



Top entry



Rectangular side entry



Side entry



Side entry

## Standardized dimensions

Filter (ext./mm)

305 x 305

457 x 457

508 x 508

610 x 610

1108 x 508

1220 x 610

3P3

4P4

5P5

6P6

11P5

12P6

392 x 392

544 x 544

595 x 595

697 x 697

1195 x 595

1307 x 697

Frame (ext./mm)

## Available for all gasket types

CleanSeal versions allow customer to chose any type of gaskets DIN, PU or Camfil Gel gaskets.



As part of our program for continuous improvement, Camfil reserves the right to change specifications without notice.

# CamCube filter housings

Flexible, compact and with multiple stage filtration options

**HINGED SERVICE HATCH**  
with foldable handles



**ROBUST CONSTRUCTION**  
Leakage class C, EN15727  
Mechanical performance:  
D1, EN1886:2007

**HEAT AND CONDENSATION INSULATED**  
45 mm insulation in a sandwich design

**ALUZINC**  
Corrosion class C4


**OPTIONAL PREFILTER MOUNTING RAIL**



**CLAMPING DESIGN AC**



**CLAMPING DESIGN HF**



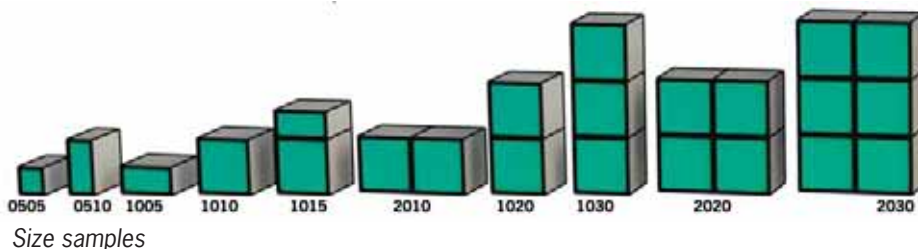
**ADJUSTABLE FEET**  
Available for floor mounting



- CamCube HF: For filters with header frame 25 mm, like Hi-Flo, Opakfil, CityCarb and CitySorb.
- CamCube AS: is a housing with integrated scanning system for HEPA filters size 610x610x292 mm
- CamCube AD: for HEPA filter size 610x610x292 mm
- CamCube AC: for HEPA filters size 595x595x292 mm
- The HEPA filters from the Absolute series fits in the CamCube A housings
- CamCube CC: For cylindrical carbon filters CamCarb 2600



**THE HOUSINGS CAN BE ORDERED IN A VARIETY OF DIFFERENT SIZES**





## Absolute Filter Holding Frame



### Advantages

- Modular design adaptable for all types of installations
- Location dimples in frame ensure correct filter fitting
- Pre drilled for easy assembly
- Filter holding clips can be easily replaced as required
- CREO Approved

**Application:** Mounting very high efficiency filters in air conditioning units and systems

**Type:** Mounting Frame

**Frame:** Stainless steel, Galvanised steel

**Filter Types:** Absolute and Micretain very high efficiency filters

**Filter fixing:** Using 4 corner mounted clamps



Type	Dimensions WxHxD (mm)	Filter size HxWxD (mm)	Weight (kg)
Galvanised steel	626x 626x 335	610x 610x 292	12,5
Galvanised steel	626x 321x 335	305x 610x 292	10
Galvanised steel	610x 610x 335	595x 595x 292	12,3
Galvanised steel	610x 305x 335	290x 595x 292	9,9
Stainless steel	626x 626x 335	610x 610x 292	12,5
Stainless steel	626x 321x 335	305x 610x 292	10
Stainless steel	610x 610x 335	595x 595x 292	12,3
Stainless steel	610x 305x 335	290x 595x 292	9,9

*Other dimensions and arrangements available on request*

F I L T E R

## Universal filter holding frame



### Advantages

- Ergonomic
- Rapid installation
- Modular concept for all installations
- Suitable for commercial and industrial applications

**Application:** Mounting frame for Hi-Flo, Hi-Cap and compact filters

**Type:** Mounting Frame

**Frame:** Stainless steel, Galvanised steel

**Gasket:** Optional endless polyurethane gasket

**Remarks:** Filter fixing using 4 clamps (included)

Type	Dimensions WxHxD (mm)	Weight (kg)
4MPS	610x 610x 74	3
4NQS	508x 610x 74	2,85
4ORS	305x 610x 74	2,15
4ORS/2	305x 305x 74	1,6

*Clamping height 25 or 50 mm*



## CamContain



### Advantages

- Integrated filter scanning technology
- Especially secure filterclamping technology
- Innovative filter insertion device
- Safe decontamination concept

**Application:** Hospital isolation rooms/wards and Intensive Care Units (ICUs) for the control of airborne pathogens, viral contaminants and infectious organisms

**Type:** Housing

**Construction:** Matched components can include bag-in/bag-out section, prefilter section, testing section and an optimized fan section

**Filters:** Absolute® filters and various grades of ASHRAE grade filters for prefiltration

**Additional data:** Consult factory or Product Sheet 3424 for additional information

Safety cannot be stressed enough.

Especially when it involves highly sensitive applications in which people, animals or the environment are endangered by highly infectious microorganisms, for example. High safety demands apply to all situations in which toxic, radioactive or bacterial substances must be isolated, such as in the pharmaceutical industry, with the use of biotechnical equipment as well as in BSL-3/BSL-4 laboratories and nuclear power engineering.

The filter housings have been designed to meet the highest safety demands.

To ensure a complete documentation of your air filtration, most notably in highly sensitive areas, the CamContain CS housing can be supplied with an integrated scanner. The HEPA filter can be tested on-site for separation efficiency and any leaks, and the results professionally documented. For applications in which dangerous microorganisms must be filtered out (BSL-3/BSL-4), the housing can be equipped with connections and devices for safe decontamination. What is more, the maintenance bag replacement technology guarantees additional safety for the operator. The CamContain CS housings made of stainless steel are gas-tight welded, torsion-resistant and compliant with the highest tightness requirements, which are also commonly used in nuclear power plant engineering.

The CamScan Mobile is a mobile analysis unit for the automatic testing of an installed filter. As defined in the standard DIN 1822, the built-in filter can be tested for overall separation efficiency and any possible leaks. The computer that is integrated into the system stores the measurement values, which in turn allows for trouble-free documentation.



## Cambox



### Advantages

- Simple filter installation
- Available with safe change bag for contact-free filter change
- Available for different types of filters and sizes
- Available with screw or hinged inspection hatch
- Available in full or half-size module

**Application:** For the removal of hazardous dust and gas in laboratories, radiology departments and isolation wards.

**Type:** Housing

**Filter housings, painted:** Epoxy resin coating, RAL 7037, clamping device made of stainless steel SS2333

**Filter housing stainless:** Manufactured in AISI 304 stainless steel

**Filter housing stainless:** Manufactured in AISI 316 corrosion-resistant stainless steel

**Standard:** Connection for Ø315 mm or Ø200 mm flexible duct

**Door:** Flat service cover

**Filter:** Absolute or Micretain model 450 and 1000, filter class E11-H14 according to EN 1822. Also Airopac model 3CPM-122412 and 3CPM-242412, filter class M6, F8 according to EN779:2012

**Optional:** Ø 315 mm welded flange with connector for pressure drop measurement. Inspection hatch or special door for contamination-free change of changing bag

**Note:** Inspection hatch have separate article numbers

CamBox is a filter housing with circular connection for full- and half-size module compact filters, depth 292 mm. The connections are available either with or without flange (S=spiro without flange and F=with flange connection). The filter housing is available either with inspection hatch (INSP) or hatch for safe change bag (BIBO). The BIBO model is recommended where contact free filter change is required. The hatch is hanged on four rods and the knobs are screwed to the end position. The hatch is then tight sealed against the surface. The filter change and maintenance is very easy to handle just by one person thanks to this construction. There is no risk to lose the knobs. When the hatch is open the knobs hangs on the filter housing (see detail picture).

The connectors for the manometers are included as standard. The CamBox is leakage tested and achieves class 3 according to ISO 10648.

Example specification text:

Filter housing: CamBox-610-S-BIBO. Filterhousing with BIBO hatch for contamination free filter change. Supplier Camfil Svenska AB  
Construction: Robust and tight construction. Tightness class 3 according to ISO 10648

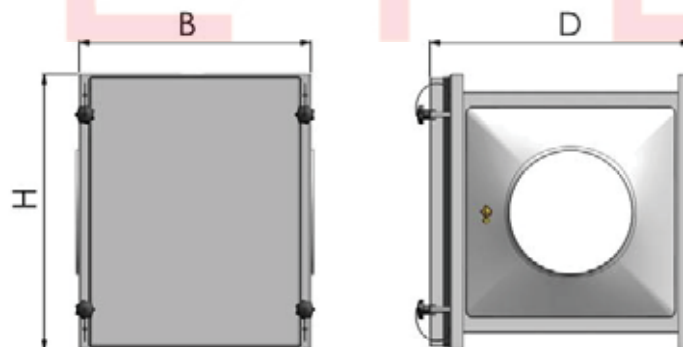
Filter: Absolute D, DE13-610x610x292-PR-SH

Accessories: Plastic bag PVC with integrated O-ring and gloves.

Classification:

CamBox tightness class 3 according to ISO 10648 at ± 1000 Pa

Model Name	Dimensions WxHxD (mm)	Filter size HxWxD (mm)	Inner flanges W1xH1 (mm)	Con. Ø (mm)	Weight (kg)
610-S-BIBO	610x 709x 671	610x 610x 292	595x	315	45
610-F-BIBO	610x 709x 671	610x 610x 292	595x	315	45
610-S-INSP	610x 709x 671	610x 610x 292	595x	315	45
610-F-INSP	610x 709x 671	610x 610x 292	595x	315	45
305-S-BIBO	610x 709x 366	610x 305x 292	595x	200	35
305-F-BIBO	610x 709x 366	610x 305x 292	595x	200	35
305-S-INSP	610x 709x 366	610x 305x 292	595x	200	35
305-F-INSP	610x 709x 366	610x 305x 292	595x	200	35



## CamBox S



### Advantages

- Integrated filter seal seat testing acc. KTA 3601
- Quick and easy installation
- Incl. maintenance bag for non-contact filter changes
- Pressure resistant up to 5000 Pa

**Application:** Separation of hazardous dusts and gases, which occur in isotope laboratories, laboratories cabinet, radiology departments, isolation or epidemiological stations

**Type:** Housing

**Housing epoxy painted (decontaminable):** Epoxy painted (RAL 7037)

**Housing stainless steel:** Stainless steel 1.4301

**Standard design:** Spiro pipe connection DN 315, clamping device made of stainless steel 1.4301

**Options:** Flange DN 315, pressure tapping point, base frame

**Filter:** Airopac, Absolute and Micretain for CamBox S/D; Activated carbon filter for CamBox S/D AK

**Remarks:** Leak-tight testing instrument DSP-3 (please see page "Housing accessories")

Model Name	Dimensions WxHxD (mm)	Weight (kg)
CamBoxS/D250,coated	710x 366x 717	29
CamBoxS/D600,coated	710x 474x 717	35
CamBoxS/D1000,coated	710x 614x 717	48
CamBoxS/D1000/AK,coated	710x 614x 717	48
CamBoxS/D250,1.4301	710x 366x 717	29
CamBoxS/D600,1.4301	710x 474x 717	35
CamBoxS/D1000/AK,1.4301	710x 614x 717	48
CamBoxS/D1000,1.4301	710x 614x 717	48

*Other equipments or multistage filter systems available on request*

F I L T E R

## CamSafe 2



### Advantages

- Modularity and Flexibility
- High security guarantee: class 3 ISO10648-2 at +/- 6000Pa
- Filter clamping "Twice the Security" (patented)
- High operator protection by BIBO
- Fully welded

**Application:** Exhaust of contaminated air (particles, microorganisms, molecules), filter changing in secure plastic bag: Pharmaceutical, Biotechnology, Chemistry, Hospitals, Laboratories biosafety, animal facilities

**Type:** Housing

**Construction:** 2mm steel airtight welded

**Finish:** White epoxy painted baked RAL 9010 70µm

**Filter frame:** Continuous welded

**For filters:** Filters 292mm depth particle Opakair, AbsoluteTM and carbon Acticarb and 48mm depth Prefilters kind AeroPleat, EcoPleat, MPleat

**Filters mounting :** Fast filter clamping by cam factory set, equipped with a "twice security" both on clamping frame and door: impossible to clamp the filter if not correctly positioned and impossible to close the door if the filter is not clamped

**Connection:** Rectangular flanges pre-drilled

**Pressure ports:** Locations provided upstream and downstream (pressure port kit to be ordered separately)

**Performance:** Housing qualified +/- 6000Pa: Class 3 acc. to ISO 10648-2, L1 acc. to EN1886, Class D acc. to EN12237, Class C acc. to Eurovent 2/2

**Max penetration gasket frame at 600Pa:** <0.01% by ISO14644-3

**Accessories:** Safe change bag with integrated o-ring sealable (FPA0466), Gaskets and bolting kit (FPA1108), Connecting ducks 1-6 housing in parallel for high flow rates (FPA1107), Pressure test kit (FPA0526)

**Option:** Stainless steel, factory mounting full or partial, individual factory tests with test report

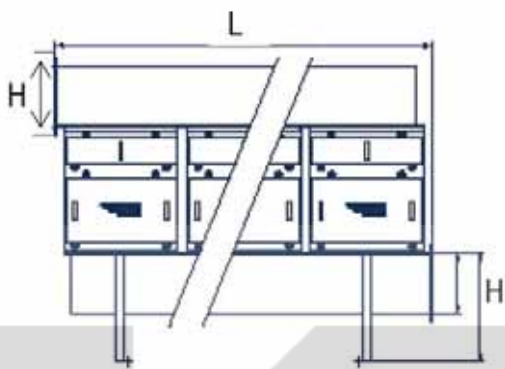


Type	Dimensions WxHxD (mm)	Pre Filters WxHxD (mm)	Filter size HxWxD (mm)	Weight (kg)
Camsafe 2/305	730x 535x 510		610x 305x 292	38
Camsafe 2/305*	730x 790x 510	610x 305x 48	610x 305x 292	60
Camsafe 2/610	730x 535x 815		610x 610x 292	44
Camsafe 2/610*	730x 790x 815	610x 610x 48	610x 610x 292	69
Camsafe 2/762	730x 535x 964		610x 762x 292	90
Camsafe 2/762*	730x 790x 964	610x 762x 48	610x 762x 292	84
Camsafe plastic bag (PF)				
Camsafe plastic bag (F)				
*Prefilter 50mm depth				

## CamSafe 2 - Connecting Ducts Painted

### Advantages

- Modularity
- Fully welded airtight
- Flange drilled ready for operation
- Lifting eyes in standard



**Application:** Assembling casing in parallel to handle airflow up to 24000 m<sup>3</sup>/h

**Type:** Collectors for housings CamSafe 2

**Construction:** 2mm steel airtight welded, white epoxy painted oven baked RAL 9010, 70µm

**For housing:** CamSafe 2 mounted in parallel

**Connection:** Rectangular flanges pre-drilled at the factory

**Accessories:** Gaskets and bolting kit (FPA1108)

Type	Dimensions WxHxD (mm)	Inner flanges W1xH1 (mm)	Number of units	Weight (kg)	Air Volume (m <sup>3</sup> /h)
Ducting top side intake 1-1000/1-3	840x 355x 725	625x 250	1	30	4000
Ducting top side intake 2-1000/1-3	1625x 425x 725	625x 320	2	45	8000
Ducting top side intake 3-1000/1-3	2410x 495x 725	625x 390	3	80	12000
Ducting top side intake 4-1000/1-3	3195x 595x 725	625x 490	4	105	16000
Ducting top side intake 5-1000/1-3	4017x 695x 725	625x 590	5	150	20000
Ducting top side intake 6-1000/1-3	4802x 800x 725	625x 695	6	195	24000
Ducting bottom side exit 1-1000/4-6	840x 700x 725	625x 250	1	40	4000
Ducting bottom side exit 2-1000/4-6	1625x 700x 725	625x 320	2	55	8000
Ducting bottom side exit 3-1000/4-6	2410x 700x 725	625x 390	3	85	12000
Ducting bottom side exit 4-1000/4-6	3195x 700x 725	625x 490	4	115	16000
Ducting bottom side exit 5-1000/4-6	4017x 700x 725	625x 590	5	165	20000
Ducting bottom side exit 6-1000/4-6	4802x 800x 725	625x 695	6	215	24000
Ducting top central intake 1-1000/2	840x 300x 725	625x 250	1	30	4000
Ducting top central intake 2-1000/2	1625x 370x 725	625x 320	2	45	8000
Ducting top central intake 3-1000/2	2410x 440x 725	625x 390	3	80	12000
Ducting top central intake 4-1000/2	3195x 540x 725	625x 490	4	105	16000
Ducting top central intake 5-1000/2	4017x 640x 725	625x 590	5	150	20000
Ducting top central intake 6-1000/2	4802x 740x 725	625x 695	6	195	24000
Ducting top central exit 1-1000/2	840x 300x 725	625x 250	1	40	4000
Ducting top central exit 2-1000/2	1625x 370x 725	625x 320	2	55	8000
Ducting top central exit 3-1000/2	2410x 440x 725	625x 390	3	90	12000
Ducting top central exit 4-1000/2	3195x 540x 725	625x 490	4	125	16000

## CamCube HF-L



### Advantages

- Heat and condensation insulated
- Corrosivity class C4
- Leakage class C
- Easy maintenance
- Short delivery time

**Application:** CamCube HF is a flexible and compact range of filter housings for bag filters and other filter types with a 25 mm frame. Used in comfort and industrial applications

**Type:** Housing

**Filter housing material:** Aluzinc

**Option:** Stainless steel SS EN 1.4301

**Filter:** Bag filters such as Hi-Flo XL and City-Flo XL. Compact filters such as Opakfil. See the relevant page in the catalogue for the technical data about filters

**Air flow:** The recommended air flow in a full module filter (592 x 592 mm) is 3,400 m<sup>3</sup>/h. See the relevant page in the catalogue for further information about design

**Note:** Door hinged on the left or right, can be changed on site



CamCube HF is a flexible and compact range of filter housings for bag filters and other filter types with a 25 mm frame. Two stage filtration is available as an option with a prefilter mounting rail for panel filters. The housing walls is a sandwich design with 45 mm heat and condensation insulation between, covered with aluzinc sheet metal inside and outside (corrosivity class C4).

The service hatch is hinged mounted. The endless gasket on the inside of the service hatch makes it highly airtight.

The filter housing has a leakage class of C according to EN 15727.

When the service hatch is closed the newly developed clamping device ensures the clamping of the filter.

As standard the casing has M8 threads for mounting the filter housing. The filter housing is supplied with a guide connection and a flange connection is available as an option.

#### Accessories:

Prefilter mounting rail 50 or 100 mm

Adjustable feet (4 pcs set)

Hose connectors for pressure drop (2 pcs set), supplied separately reference 550901

Hose connectors for pressure drop (2 pcs set), factory mounted reference 550900

Locking handles

Flange adaptor

#### Example specification text:

Filter housing: CamCube HF-1010. Supplier, Camfil Svenska AB

Design: Sandwich construction with 45 mm heat and condensation insulation, covered with double aluzinc sheet metal (corrosivity class C4)

Leakage class C

Filter: 1 x Cityflo XL-592x592x640 F7

Accessories: One set of adjustable feet. Hose connectors for pressure drop, factory mounted

#### Classification:

Leakage class C, according to the EN 15727:2010 standard. Leakage class L1 according to the EN 1886:2007 standard

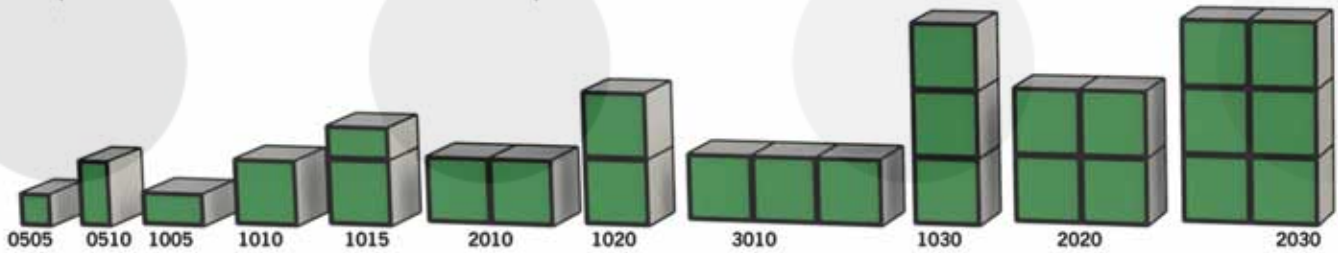
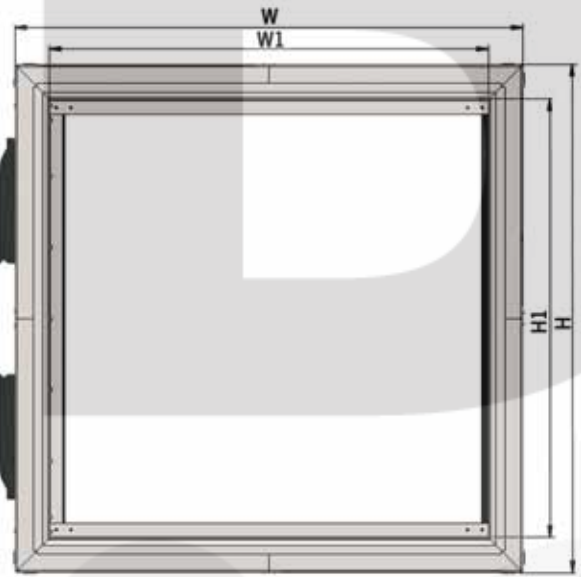

Mechanical performance: D1 according to the EN 1886:2007 standard

Filterbypass test, highest class according to the EN 1886:2007 standard, up to filter class F9

Art. No.	Model Name	Dimensions WxHxD (mm)	Inner flanges W1xH1 (mm)	Weight (kg)
550001	CamCube HF-L 0505	392x 392x 700	300x 300	24
550002	CamCube HF-L 0510	392x 692x 700	300x 600	34
550003	CamCube HF-L 1005	692x 392x 700	600x 300	34
550004	CamCube HF-L 1010	692x 692x 700	600x 600	43
550005	CamCube HF-L 1015	692x 992x 700	600x 900	55
550006	CamCube HF-L 1020	692x 1292x 700	600x 1200	64
550007	CamCube HF-L 1025	692x 1592x 700	600x 1500	76
550008	CamCube HF-L 1030	692x 1892x 700	600x 1800	85
550009	CamCube HF-L 1510	992x 692x 700	900x 600	53
550010	CamCube HF-L 1515	992x 992x 700	900x 900	66
550011	CamCube HF-L 1520	992x 1292x 700	900x 1200	76
550012	CamCube HF-L 1525	992x 1592x 700	900x 1500	89
550013	CamCube HF-L 1530	992x 1892x 700	900x 1800	99
550014	CamCube HF-L 2010	1292x 692x 700	1200x 600	62
550015	CamCube HF-L 2015	1292x 992x 700	1200x 900	77



Art. No.	Model Name	Dimensions WxHxD (mm)	Inner flanges W1xH1 (mm)	Weight (kg)
550016	CamCube HF-L 2020	1292x 1292x 700	1200x 1200	86
550017	CamCube HF-L 2025	1292x 1592x 700	1200x 1500	100
550018	CamCube HF-L 2030	1292x 1892x 700	1200x 1800	109
550019	CamCube HF-L 2510	1592x 692x 700	1500x 600	74
550020	CamCube HF-L 2515	1592x 992x 700	1500x 900	89
550021	CamCube HF-L 2520	1592x 1292x 700	1500x 1200	98
550022	CamCube HF-L 2525	1592x 1592x 700	1500x 1500	113
550023	CamCube HF-L 2530	1592x 1892x 700	1500x 1800	123
550024	CamCube HF-L 3010	1892x 692x 700	1800x 600	83
550025	CamCube HF-L 3015	1892x 992x 700	1800x 900	99
550026	CamCube HF-L 3020	1892x 1292x 700	1800x 1200	108
550027	CamCube HF-L 3025	1892x 1592x 700	1800x 1500	124
550028	CamCube HF-L 3030	1892x 1892x 700	1800x 1800	134



As part of our program for continuous improvement, Camfil reserves the right to change specifications without notice.

# FILTER

## CamCube HF-S



### Advantages

- Heat and condensation insulated
- Corrosivity class C4
- Leakage class C
- Easy to service

**Application:** CamCube HF ist eine flexible und kompakte Baureihe von Filtergehäusen für Taschenfilter und andere Filterarten mit einem 25 mm-Rahmen. Eingesetzt in Komfort- und Industrieanwendungen.

**Type:** Housing

**Filter housing material:** Aluzinc

**Option:** Stainless steel SS EN 1.4301

**Filter:** Bag filters such as Hi-Flo XL and City-Flo XL (depth 370 mm). Compact filters such as Opakfil. See the relevant page in the catalogue for the technical data about filters

**Note:** Door hinged on the left or right, can be changed on site. The filter housing is also available with flange connection. When the CamCube HF-S is used as a prefilter housing to CamCube AS/AD the filter housing is ordered with the appropriate flange connection

CamCube HF-S is a flexible and very compact range of filter housings for bag filters and other filter types with a 25 mm frame. The housing walls is a sandwich design with 45 mm heat and condensation insulation between, covered with aluzinc sheet metal inside and outside (corrosivity class C4).

The service hatch is hinged mounted. The endless gasket on the inside of the service hatch makes it highly airtight.

The filter housing has a leakage class of C according to EN 15727.

When the service hatch is closed the newly developed clamping device ensures the clamping of the filter.

Accessories:

Adjustable feet (4 pcs set)

Hose connectors for pressure drop (2 pcs set), supplied separately reference 550901

Hose connectors for pressure drop (2 pcs set), factory mounted reference 550900

Locking handles

Text example:

Filter housing: CamCube HF-S 1010. Supplier, Camfil Svenska AB

Design: Sandwich construction with 45 mm heat and condensation insulation, covered with double aluzinc sheet metal (corrosivity class C4).

Leakage class C

Filter: 1 x Cityflo XL-592x592x370 F7

Accessories: One set of adjustable feet. Hose connectors for pressure drop, factory mounted.

Classification:

Leakage class C according to the EN 15727:2010 standard. Leakage class L1 according to the EN 1886:2007 standard

Mechanical performance: D1 according to the EN 1886:2007 standard

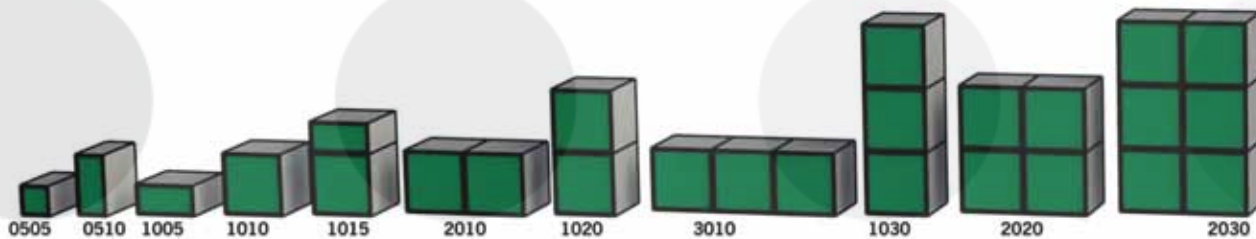
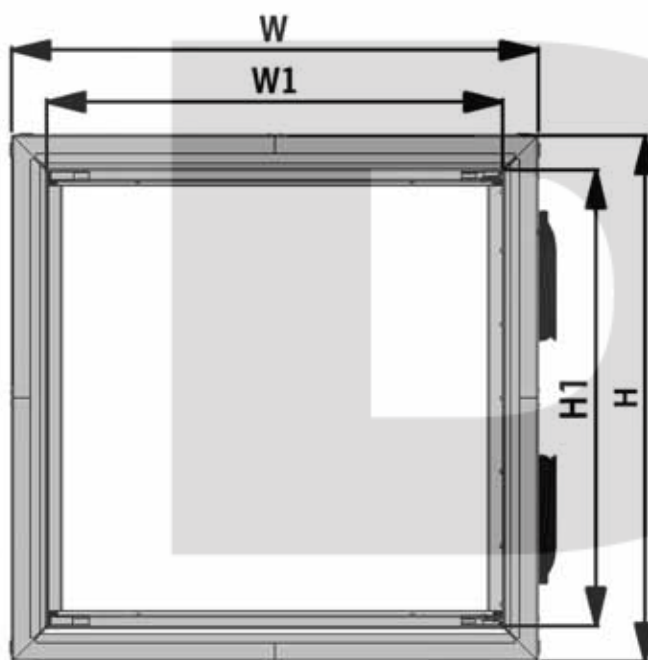
Filterbypass test, highest class according to the EN 1886:2007 standard, up to filter class F9

As standard the casing has M8 threads for mounting the filter housing. The filter housing is supplied with a guide connection.

CamCube is also available with flange connection.

Art. No.	Model Name	Dimensions WxHxD (mm)	Inner flanges W1xH1 (mm)	Weight (kg)
550701	CamCube HF-S 0505	392x 392x 460	300x 300	18
550702	CamCube HF-S 0510	392x 692x 460	300x 600	26
550703	CamCube HF-S 1005	692x 392x 460	600x 300	26
550704	CamCube HF-S 1010	692x 692x 460	600x 600	33
550705	CamCube HF-S 1015	692x 992x 460	600x 900	42
550706	CamCube HF-S 1020	692x 1292x 460	600x 1200	49
550707	CamCube HF-S 1025	692x 1592x 460	600x 1500	58
550708	CamCube HF-S 1030	692x 1892x 460	600x 1800	65
550709	CamCube HF-S 1510	992x 692x 460	900x 600	41
550710	CamCube HF-S 1515	992x 992x 460	900x 900	51
550711	CamCube HF-S 1520	992x 1292x 460	900x 1200	59
550712	CamCube HF-S 1525	992x 1592x 460	900x 1500	69
550713	CamCube HF-S 1530	992x 1892x 460	900x 1800	76
550714	CamCube HF-S 2010	1292x 692x 460	1200x 600	48
550715	CamCube HF-S 2015	1292x 992x 460	1200x 900	59
550716	CamCube HF-S 2020	1292x 1292x 460	1200x 1200	66
550717	CamCube HF-S 2025	1292x 1592x 460	1200x 1500	77
550718	CamCube HF-S 2030	1292x 1892x 460	1200x 1800	84
550719	CamCube HF-S 2510	1592x 692x 460	1500x 600	57

Art. No.	Model Name	Dimensions WxHxD (mm)	Inner flanges W1xH1 (mm)	Weight (kg)
550720	CamCube HF-S 2515	1592x 992x 460	1500x 900	69
550721	CamCube HF-S 2520	1592x 1292x 460	1500x 1200	75
550722	CamCube HF-S 2525	1592x 1592x 460	1500x 1500	87
550723	CamCube HF-S 2530	1592x 1892x 460	1500x 1800	95
550724	CamCube HF-S 3010	1892x 692x 460	1800x 600	64
550725	CamCube HF-S 3015	1892x 992x 460	1800x 900	76
550726	CamCube HF-S 3020	1892x 1292x 460	1800x 1200	83
550727	CamCube HF-S 3025	1892x 1592x 460	1800x 1500	95
550728	CamCube HF-S 3030	1892x 1892x 460	1800x 1800	103



# FILTER

## CamCube AC-L



### Advantages

- Heat and condensation insulated
- Corrosivity class C4
- Leakage class C
- Easy maintenance
- Short delivery time

**Application:** CamCube AC is a flexible and compact range of filter housings for HEPA filters and other filter types with 292 mm depth. Two stage filtration is available as an option with a prefilter mounting rail for panel filters

**Type:** Housing

**Filter housing material:** Aluzinc

**Option:** Stainless steel SS EN 1.4301

**Filter:** HEPA-filters such as Absolute C and Absolute D, size 595x595x292 mm

**Air flow:** See the relevant pages in the catalogue for information concerning filter data and design.

**Note:** Door hinged on the left or right, can be changed on site



CamCube AC is a flexible and compact range of filter housings for HEPA filters and other filter types with 292 mm depth. Two stage filtration is available as an option with a prefilter mounting rail for panel filters. The cover is a sandwich design with 45 mm heat and condensation insulation between, covered with aluzinc sheet metal inside and outside (corrosivity class C4). The service hatch is hinged mounted. The endless gasket on the inside of the service hatch, makes it highly airtight. The filter housing has a leakage class of C according to EN 15727. When the service hatch is closed the newly developed clamping device ensures the clamping of the filter. As standard the casing has M8 threads for mounting the filter housing. The filter housing is supplied with a guide connection and a flange connection is available as an option.

### Accessories:

- Prefilter mounting rail 50 mm
- Adjustable feet (4 pcs set)
- Hose connectors for pressure drop (2 pcs set), supplied separately reference 550901
- Hose connectors for pressure drop (2 pcs set), factory mounted reference 550900
- Locking handles
- Flange adaptor

### Example specification text:

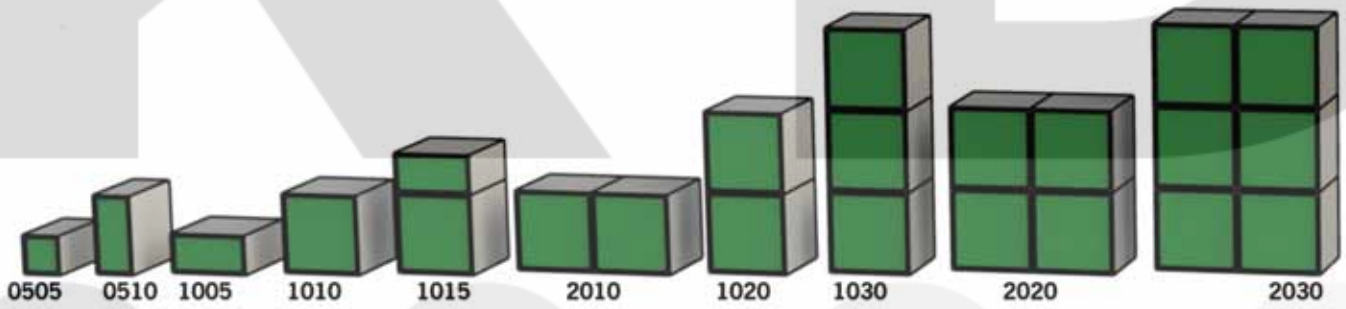
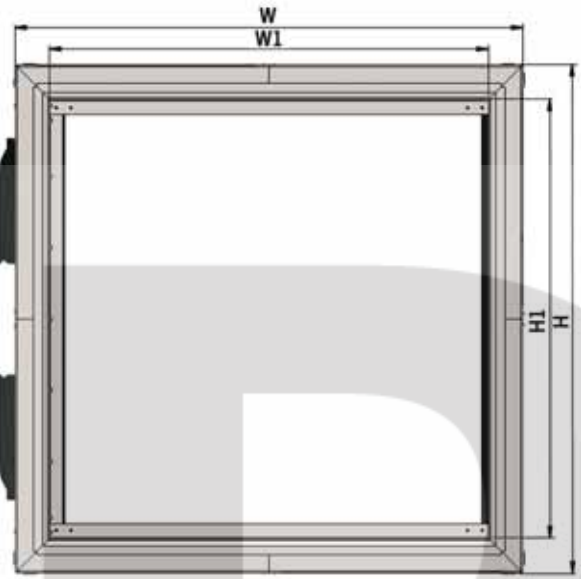

Filterhousing: CamCube AC-1010. Supplier, Camfil Svenska AB  
 Design: Sandwich construction with 45 mm heat and condensation insulation, covered with double aluzinc sheet metal (corrosivity class C4)  
 Leakage class C  
 Filter: 1 x Absolute C 595x595x292 mm H13  
 Accessories: One set of adjustable feet. Hose connectors for pressure drop, factory mounted

### Classification:

Leakage class C, according to the EN 15727:2010 standard. Leakage class L1 according to the EN 1886:2007 standard  
 Mechanical performance: D1 according to the EN 1886:2007 standard  
 Filterbypass test, highest class according to the EN 1886:2007 standard, up to filter class F9

Art. No.	Model Name	Dimensions WxHxD (mm)	Inner flanges W1xH1 (mm)	Weight (kg)
550101	CamCube AC-L 0505	392x 392x 700	300x 300	24
550102	CamCube AC-L 0510	392x 692x 700	300x 600	34
550103	CamCube AC-L 1005	692x 392x 700	600x 300	34
550104	CamCube AC-L 1010	692x 692x 700	600x 600	43
550105	CamCube AC-L 1015	692x 992x 700	600x 900	55
550106	CamCube AC-L 1020	692x 1292x 700	600x 1200	64
550107	CamCube AC-L 1025	692x 1592x 700	600x 1500	76
550108	CamCube AC-L 1030	692x 1892x 700	600x 1800	85
550109	CamCube AC-L 1510	992x 692x 700	900x 600	53
550110	CamCube AC-L 1515	992x 992x 700	900x 900	66
550111	CamCube AC-L 1520	992x 1292x 700	900x 1200	76
550113	CamCube AC-L 1530	992x 1892x 700	900x 1800	99
550114	CamCube AC-L 2010	1292x 692x 700	1200x 600	62
550115	CamCube AC-L 2015	1292x 992x 700	1200x 900	77
550116	CamCube AC-L 2020	1292x 1292x 700	1200x 1200	86

Art. No.	Model Name	Dimensions WxHxD (mm)	Inner flanges W1xH1 (mm)	Weight (kg)
550117	CamCube AC-L 2025	1292x 1592x 700	1200x 1500	100
550118	CamCube AC-L 2030	1292x 1892x 700	1200x 1800	109



As part of our program for continuous improvement, Camfil reserves the right to change specifications without notice.

# FILTRER

## CamCube AC-S



### Advantages

- Heat and condensation insulated
- Corrosivity class C4
- Leakage class C
- Easy to service

**Application:** CamCube AC-S is a flexible and very compact range of filter housings for HEPA filters and other filter types with 292 mm depth

**Type:** Housing

**Filter housing material:** Aluzinc

**Option:** Stainless steel SS EN 1.4301

**Filter:** HEPA-filter, Absolute C and Absolute D in size 595x595x292 mm. See the relevant page in the catalogue for the technical data about filters

**Filter clamping:** Suitable for filters, in depth 292 mm with handle. Tool for filter clamping hex key 5 mm

**Note:** Door hinged on the left or right. Can be changed on site. The filter housing is also available with flange connection

The cover is a sandwich design with 45 mm heat and condensation insulation between, covered with aluzinc sheet metal inside and outside (corrosivity class C4).

The service hatch is hinged mounted. The endless gasket on the inside of the service hatch, makes it highly airtight.

The filter housing has a leakage class of C according to EN 15727.

When the service hatch is closed the newly developed clamping device ensures the clamping of the filter.

As standard the casing has M8 threads for mounting the filter housing. The filter housing is supplied with a guide connection.

The filter housing is also available with flange connection.

#### Accessories:

Adjustable feet (4 pcs set) reference 550902

Hose connectors for pressure drop (2 pcs set), supplied separately reference 550901

Hose connectors for pressure drop (2 pcs set), factory mounted reference 550900

Lockable handles

#### Example specification text:

Filterhousing: CamCube AC-S-1010. Supplier, Camfil Svenska AB.

Design: Sandwich construction with 45 mm heat and condensation insulation, covered with double aluzinc sheet metal (corrosivity class C4).

Leakage class C.

Filter: 1 x Absolute C 595x595x292 mm H13 with handle.

Accessories: One set of adjustable feet. Hose connectors for pressure drop, factory mounted.

#### Classification:

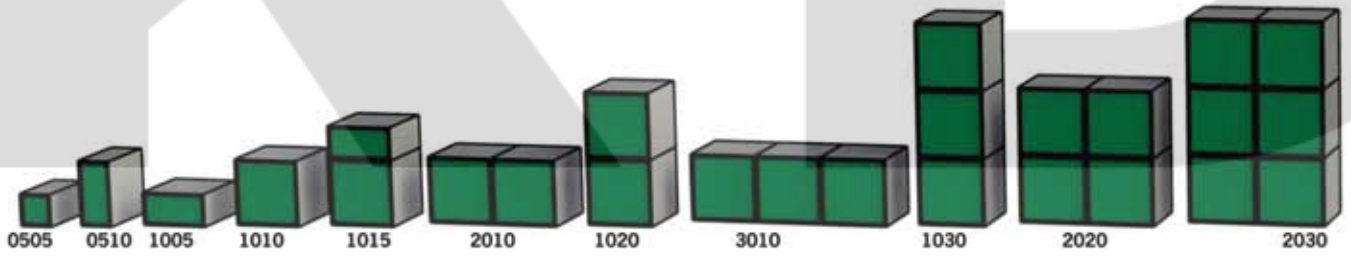
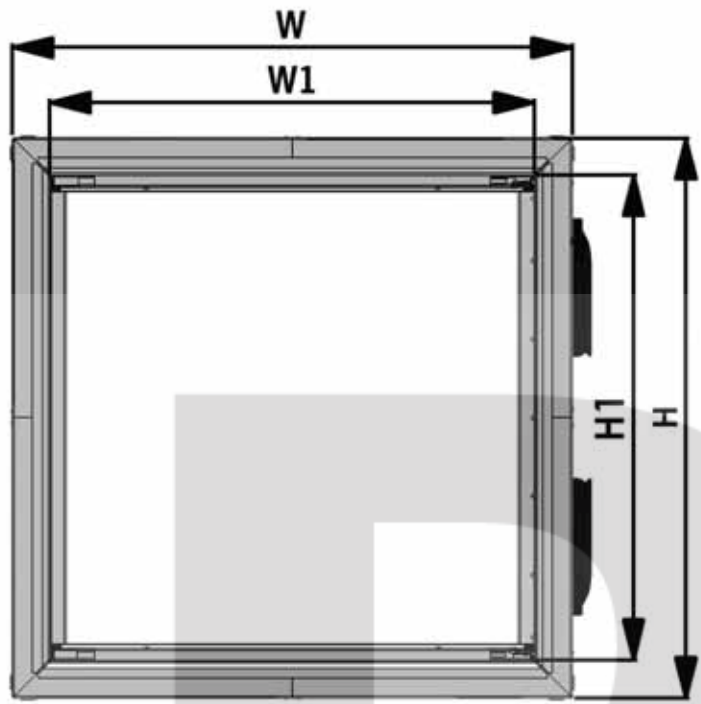
Leakage class C according to the EN 15727:2010 standard.

Leakage class L1 according to the EN 1886:2007 standard.

Mechanical performance: D1 according to the EN 1886:2007 standard.

Max penetration gasket frame (filter section) < 0,01% by ISO 14644-3.

Art. No.	Model Name	Dimensions WxHxD (mm)	Inner flanges W1xH1 (mm)	Weight (kg)
550801	CamCube AC-S 0505	392x 392x 460	300x 300	18
550802	CamCube AC-S 0510	392x 692x 460	300x 600	26
550803	CamCube AC-S 1005	692x 392x 460	600x 300	26
550804	CamCube AC-S 1010	692x 692x 460	600x 600	33
550805	CamCube AC-S 1015	692x 992x 460	600x 900	42
550806	CamCube AC-S 1020	692x 1292x 460	600x 1200	49
550807	CamCube AC-S 1025	692x 1592x 460	600x 1500	58
550808	CamCube AC-S 1030	692x 1892x 460	600x 1800	65
550809	CamCube AC-S 1510	992x 692x 460	900x 600	41
550810	CamCube AC-S 1515	992x 992x 460	900x 900	51
550811	CamCube AC-S 1520	992x 1292x 460	900x 1200	59
550812	CamCube AC-S 1525	992x 1592x 460	900x 1500	60
550813	CamCube AC-S 1530	992x 1892x 460	900x 1800	76
550814	CamCube AC-S 2010	1292x 692x 460	1200x 600	48
550815	CamCube AC-S 2015	1292x 992x 460	1200x 900	59
550816	CamCube AC-S 2020	1292x 1292x 460	1200x 1200	66
550817	CamCube AC-S 2025	1292x 1592x 460	1200x 1500	77
550818	CamCube AC-S 2030	1292x 1892x 460	1200x 1800	84



As part of our program for continuous improvement, Camfil reserves the right to change specifications without notice.

F I L T E R

## CamCube CC-L



### Advantages

- Easy to install
- Modular construction
- No tools needed to change filters
- Gasket to seal between door and filter housing
- Stable and secure design
- Easy maintenance

**Application:** CamCube CC is a flexible and compact range of filter housings for cylindrical filters in length 450 mm. Two stage filtration is available as an option with a prefilter or afterfilter mounting rail for panel filters

**Type:** Housing

**Filter housing material:** Aluzinc

**Option:** Stainless steel SS EN 1.4301

**Filter:** Cylindrical filters for loose filled carbon type Camcarb, available in plastic, GZ-steel or stainless steel (EN1.4301). Filled with different types of adsorbents depending on application. See the relevant page in the catalogue for further information

**Air flow:** Recommended air flow at 0,1 at 0,2 sec contact time, see table and relevant product page for further information

**Note:** Door hinged on the left or right. Can be changed on site



APPROVED

CamCube CC is a flexible and compact range of filter housings for cylindrical filters in length 450 mm. Two stage filtration is available as an option with a prefilter or afterfilter mounting rail for panel filters. The housing is a sandwich design with 45 mm heat and condensation insulation between, covered with aluzinc sheet metal inside and outside (corrosivity class C4). The service hatch is hinged mounted. The endless gasket on the inside of the service hatch makes it highly airtight. The filter housing has a leakage class of C according to EN 15727. As standard the casing has M8 threads for mounting the filter housing. The filter housing is supplied with a guide connection, and a flange connection is available as an option.

### Accessories:

- Prefilter or afterfilter mounting rail 50 mm
- Adjustable feet (4 pcs set) reference 550902
- Hose connectors for pressure drop (2pcs set), supplied separately reference 550901
- Hose connectors for pressure drop (2pcs set), factory mounted reference 550900
- Lockable handles
- Flange adaptor

### Example specification text:

Filter housing: CamCube CC-1010. Supplier, Camfil Svenska AB  
 Design: Sandwich construction with 45 mm heat and condensation insulation, covered with double aluzinc sheet metal (corrosivity class C4)  
 Leakage class C  
 Filter: 16 pcs Camcarb 2600 GZ D=145 mm L=450 mm CEX003  
 Accessories: One set of adjustable feet. Hose connectors for pressure drop, factory mounted

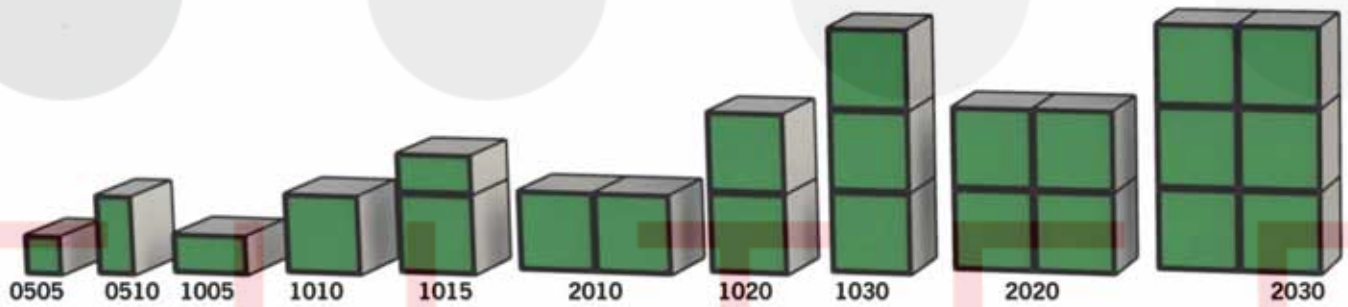
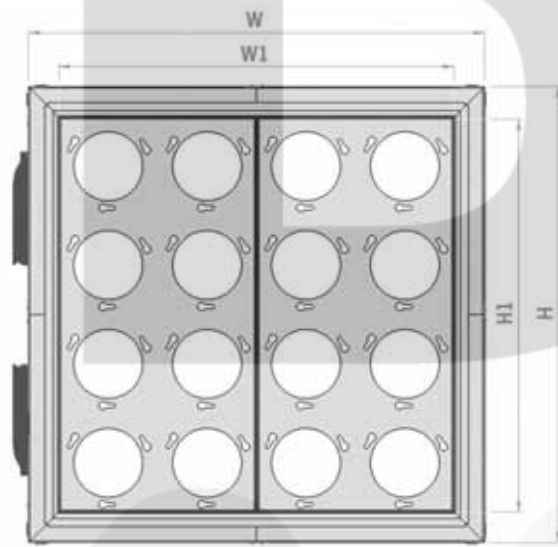

### Classification:

Leakage class C, according to the EN 15727:2010 standard  
 Leakage class L1 according to the EN 1886:2007 standard  
 Mechanical performance: D1 according to the EN 1886:2007 standard

Model Name	Dimensions WxHxD (mm)	Inner flanges W1xH1 (mm)	Number of Cylinders	Weight (kg)	Contacttime 0.1 (m³/s)	Contacttime 0.2 (m³/s)
CamCube CC-L 3025	1892x 1592x 700	1800x 1500	120	124	19500	9375
CamCube CC-L 3030	1892x 1892x 700	1800x 1800	144	134	23400	11250
CamCube CC-L 0505	392x 392x 700	300x 300	4	24	650	310
CamCube CC-L 0510	392x 692x 700	300x 600	8	34	1300	620
CamCube CC-L 1005	692x 392x 700	600x 300	8	34	1300	625
CamCube CC-L 1010	692x 692x 700	600x 600	16	43	2600	1250
CamCube CC-L 1015	692x 992x 700	600x 900	24	55	3900	1875
CamCube CC-L 1020	692x 1292x 700	600x 1200	32	64	5200	2500
CamCube CC-L 1025	692x 1592x 700	600x 1500	40	76	6500	3150
CamCube CC-L 1030	692x 1892x 700	600x 1800	48	85	7800	3750
CamCube CC-L 1510	992x 692x 700	900x 600	24	53	3900	1875
CamCube CC-L 1515	992x 992x 700	900x 900	36	66	5850	2810
CamCube CC-L 1520	992x 1292x 700	900x 1200	48	76	7800	3750
CamCube CC-L 1525	992x 1592x 700	900x 1500	60	89	9750	4685
CamCube CC-L 1530	992x 1892x 700	900x 1800	72	99	11700	5625



Model Name	Dimensions WxHxD (mm)	Inner flanges W1xH1 (mm)	Number of Cylinders	Weight (kg)	Contacttime 0.1 (m³/s)	Contacttime 0.2 (m³/s)
CamCube CC-L 2010	1292x 692x 700	1200x 600	32	62	5200	2500
CamCube CC-L 2015	1292x 992x 700	1200x 900	48	77	7800	3750
CamCube CC-L 2020	1292x 1292x 700	1200x 1200	64	86	10400	5000
CamCube CC-L 2025	1292x 1592x 700	1200x 1500	80	100	13000	6250
CamCube CC-L 2030	1292x 1892x 700	1200x 1800	96	109	15600	7500
CamCube CC-L 2510	1292x 692x 700	1500x 600	40	74	6500	3125
CamCube CC-L 2515	1592x 992x 700	1500x 900	60	89	9750	4685
CamCube CC-L 2520	1592x 1292x 700	1500x 1200	80	98	13000	6250
CamCube CC-L 2525	1592x 1592x 700	1500x 1500	100	113	16250	7810
CamCube CC-L 2530	1592x 1892x 700	1500x 1800	120	123	19500	9375
CamCube CC-L 3010	1892x 692x 700	1800x 600	48	83	7800	3750
CamCube CC-L 3015	1892x 992x 700	1800x 900	72	99	11700	5625
CamCube CC-L 3020	1892x 1292x 700	1800x 1200	96	108	15600	7500



## CamCube AS



### Advantages

- Unique non-intrusive patented scanning system
- Space saving installation
- Advanced patented probe for reliable scanning
- Built-in inspection lens and light
- Leak-free guarantee
- Built-in thermal insulation

**Application:** Filterhousing with integrated scanning system

**Type:** Housing

**Filter:** High airflow HEPA filter, in size 610x610x292 mm. See the relevant page in the catalogue for the technical data about filters

**Filter clamping:** Suitable for filters, in depth 292 mm. Tool for filter clamping hex key 5 mm

**Note:** The housing is reversible depending on airflow direction

### Accessories:

- Replacement kit for scanning system
- Lockable handles

### Product description:

CamCube AS is a flexible and compact range of scannable filter housings for high airflow (Absolute DG14) HEPA filters and other filter types with 292 mm depth. The cover is a sandwich design with 45 mm heat and condensation insulation between, covered with Aluzinc sheet metal inside and outside (corrosivity class C4). The groove around and between the filters is sealed with sealant to exclude any leakage from the joints.

The service hatch is hinged mounted. The endless gasket on the inside of the service hatch ensure high tightness.

The filter housing has leakage class D according to EN 15727.

When the service hatch is closed the newly developed clamping device ensures the clamping of the filter.

The filter housing is supplied with flange connection and hose connectors for pressure drop.

### Scanning:

Using the integrated crank, with foldable handle, the scanning probe can be moved up and down. The scanning process is non-intrusive, easy, reliable and secure and installation footprint is minimized.

The built-in wide angel inspection lens and light makes it easy to look inside the housing.

The scanning system is easy to replace if needed.

### Example specification text:

Filterhousing: Camfil CamCube AS-1010.

Design: Sandwich construction with 45 mm heat and condensation insulation, covered with double aluzinc sheet metal (corrosivity class C4).

Including hinged airtight hatch for fast access.

Filter: Absolute DG 610x610x292 mm.

Integrity test for validation operation : Built-in, non intrusive scanning system for HEPA filter integrity test, including 100% concentration measurement ports.

Clamping system: Designed not to disturb integrity test operations.

Inspection: Built-in inspection lens and light to survey while performing scanning.

### Performance:

Leakage class D according to EN 15727:2010 standard.


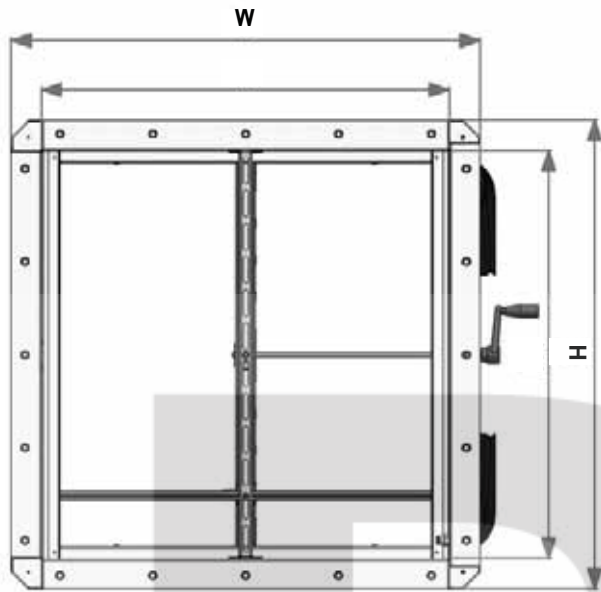
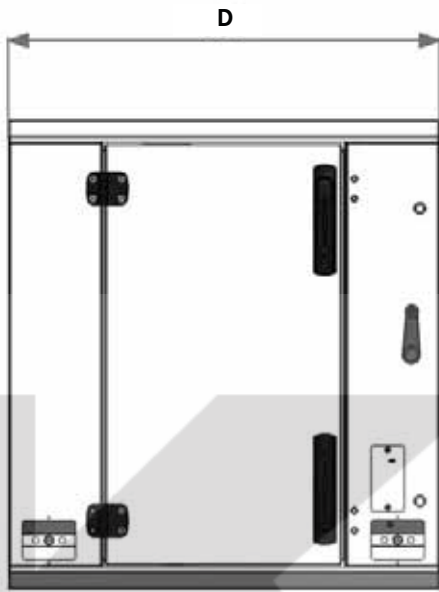
Leakage class L1 according to EN 1886:2007 standard.

Mechanical: D1 according to EN 1886:2007 standard.

Max penetration gasket frame (filter section) < 0,01% by ISO 14644-3.

Fulfills the regulatory demands on HEPA-filter integrity test according to ISO 14644-3.

Art. No.	Model Name	Dimensions WxHxD (mm)	Duct connection (mm)	Weight (kg)
553004	CamCube AS 1010	707x 707x 650	615x 615	43
553006	CamCube AS 1020	707x 1322x 650	615x 1230	64
553008	CamCube AS 1030	707x 1937x 650	615x 1845	85
553016	CamCube AS 2020	1322x 1322x 650	1230x 1230	86
553014	CamCube AS 2010	1322x 707x 650	1230x 615	62
553018	CamCube AS 2030	1322x 1937x 650	1230x 1845	109



1. Advanced patented probe 2. Optical wide angle inspection lens 3. Crank with foldable handle

## CamCube AD



### Advantages

- Heat and condensation insulated
- Corrosivity class C4
- Leakage class D
- Easy to service

**Application:** CamCube AD is a flexible and compact range of filter housings for HEPA filters and other filter types with 292 mm depth.

**Type:** Housing

**Material:** Aluzinc.

**Filter:** High air flow HEPA-filter, in size 610x610x292 mm.( Absolute DG or VG). See the relevant page in the catalogue for the technical data about filters.

**Filter clamping:** Suitable for filters, in depth 292 mm . Tool for filter clamping hex key 5 mm.

**Note:** The housing is reversible depending on airflow direction. When a prefilter is needed the filterhousing CamCube HF-S can be used with flange connection between the two housings.

The housing is also available with scanning, for more information see datasheet CamCube AS.

The cover is a sandwich design with 45 mm heat and condensation insulation between, covered with aluzinc sheet metal inside and outside (corrosivity class C4).

The groove around and between the filters is sealed to exclude any leakage from the joints.

The service hatch is hinged mounted. The endless gasket on the inside of the service hatch makes it highly airtight.

The filter housing has a leakage class of D according to EN 15727.

When the service hatch is closed the newly developed clamping device ensures clamping of the filter.

#### Accessories:

Hose connectors for pressure drop (2 pcs set), supplied separately reference 550901

Hose connectors for pressure drop (2 pcs set), factory mounted reference 550900

Lockable handles

#### Example specification text:

Filter housing: Camfil CamCube AD-1010.

Design: Sandwich construction with 45 mm heat and condensation insulation, covered with double aluzinc sheet metal (corrosivity class C4).

Including hinged service hatch for fast access.

Leakage class D.

Filter: Absolute DG or VG 610x610x292 mm.

#### Performance:

Leakage class D according to EN 15727:2010 standard.

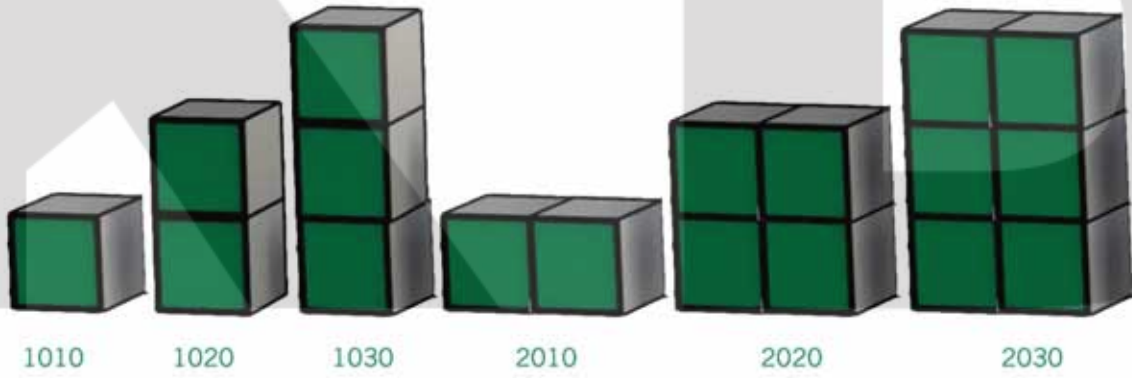
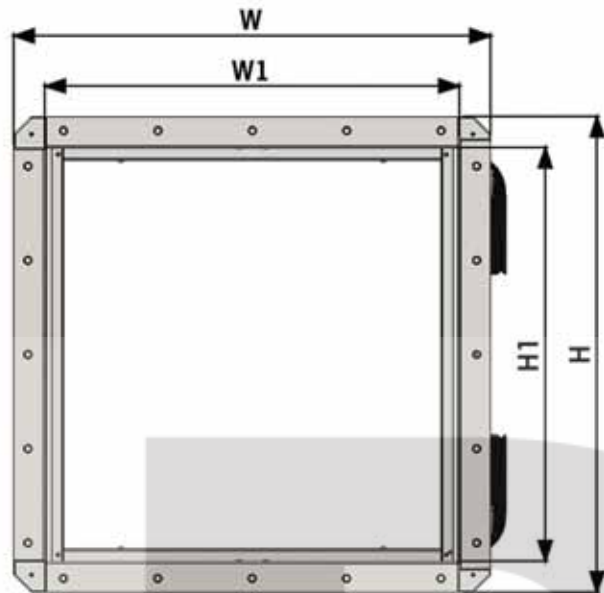
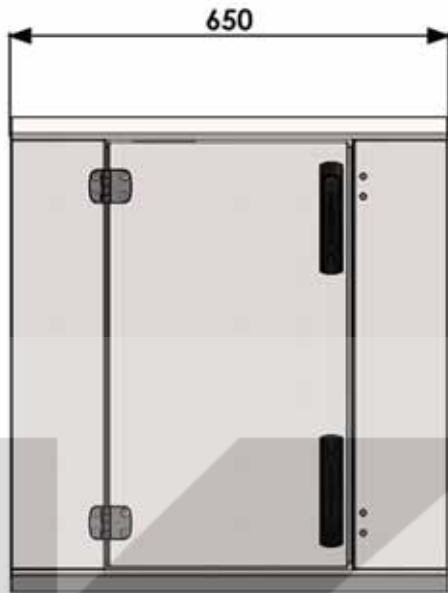
Leakage class L1 according to EN 1886:2007 standard.

Mechanical D1 according to EN 1886:2007 standard.

Max penetration gasket frame (filter section) < 0,01% by ISO 14644-3.

Fulfills the regulatory demands on HEPA-filter integrity test according to ISO 14644-3.

Art. No.	Model Name	Dimensions WxHxD (mm)	Inner flanges W1xH1 (mm)	Weight (kg)
554004	CamCube AD 1010	707x 707x 650	615x 615	52
554006	CamCube AD 1020	707x 1322x 650	615x 1230	80
554008	CamCube AD 1030	707x 1937x 650	615x 1845	107
554014	CamCube AD 2010	1322x 707x 650	1230x 615	76
554016	CamCube AD 2020	1322x 1322x 650	1230x 1230	111
554018	CamCube AD 2030	1322x 1937x 650	1230x 1845	148



F I L T E R

## Pharmaseal-E



### Advantages

- Combines all the essential functions required for pharmaceutical and biotechnology facilities
- Integrated Control panel : all controls and connections accessible from room side
- Easy maintenance : quick filter change
- Long term reliability : fully welded seams
- Airflow adjustment by "Radial" damper
- Traceability : unique serial number
- Individual tightness test at factory

**Application:** Turbulent airflow clean rooms in Bio-Pharma

**Type:** Housing

**Damper:** Individual adjustable "Radial" damper, for airflow adjustment accessible from room side

**- Included functions accessible from room side:** Static pressure port, Damper control with Damper position indicator, Aerosol dispersion ring with Aerosol port injection

**For filters:** High airflow MEGALAM MG HFU HD (gel seal) or HFP HD (PU gasket) to be ordered separately

**Filter Mounting:** Quick filter change using pivoting clamps fitted with compression limiter

**Filter seal:** Knife edge for immediate air tightness with gel or PU gasket

**Control:** Individually leak tested at 750 Pa by pressure decay according to NF M 62200

**Fastening :** By removable "universal blocks", suspended by hangers or integrated into clean room ceiling panels

**Hinged grids:** Perforated, swirl, 4 ways adjustable blades to order separately

Type	EN1822	Dimensions WxHxD (mm)	Filter size HxWxD (mm)	Con. Ø (mm)	Airflow/Pressure drop @ 0,45 m/s (m³/h/Pa)	Media area (m²)	Weight (kg)
PHE-3P3-TS-C160-F		392x 392x 370	283x 331x 123	160			5,9
PHE-5P5-TS-C250-F		595x 595x 370	487x 535x 123	250			6,7
PHE-11P5-TS-C315-F		595x 1195x 370	487x 1087x 123	315			12,5
PHE-3P3-LS-C160-F		392x 392x 420	283x 331x 123	160			5,9
PHE-5P5-LS-C250-F		595x 595x 510	487x 535x 123	250			6,7
PHE-11P5-LS-C315-F		595x 1195x 575	487x 1087x 123	315			12,5
MG14 HFU HD-2G / 3P3	H14	323x 283x 123			380/ 250	3,3	4
MG14 HFU HD-2G / 5P5	H14	535x 487x 123			1200/ 250	11,5	6,5
MG14 HFU HD-2G / 11P5	H14	1087x 487x 123			2500/ 250	25,1	12
MG14 HFP HD-2G / 3P3	H14	323x 283x 123			380/ 250	3,3	4
MG14 HFP HD-2G / 5P5	H14	535x 487x 123			1200/ 250	11,5	6,5
MG14 HFP HD-2G / 11P5	H14	1087x 487x 123			2500/ 250	25,1	12

Grid not included: see CamSeal grid reference

## CamSeal



### Advantages

- Economical design
- Simplified filter maintenance : no tools
- Control ports from room side
- For pressure drop and integrity
- High airflow per unit
- Versatile air diffusion possibilities
- Non-unidirectional airflow for clean room
- Interchangeable grids
- Tool-free access to filter
- Damper adjustable from room side

**Application:** Turbulent airflow clean rooms and hospitals

**Type:** Terminal Filter Housing

**Mounting/Frames:** CamSeal housing

**Installation:** In T bar grid, suspended or fixed by brace

**Construction:** Plenum : galvanized steel ; clean part : white painted RAL9010 oven backed

**For filters:** Megalam MG HFC HD high airflow HEPA panels

**Mounting of filters:** Clamping device with gasket compression limitation

**Pressure drop:** 1 standard, access from room side

**Connection:** By collar on lateral side or superior

**Damper:** Adjustable from room side

**Options:** Swirl, perforated flush, adjustable vanes or 4 way grids to be ordered separately

**Note:** All grids are hinged

**Closure:** Instant magnetic studs

Type	EN1822	Dimensions WxHxD (mm)	Con. Ø (mm)	Airflow/Pressure drop @ 0,45 m/s (m³/h/Pa)	Media area (m²)	Weight (kg)
CSL-3P3-LS-C160		392x 392x 362	160			6,8
CSL-5P5-LS-C250		595x 595x 452	250			10,4
CSL-3P3-LS-C160D		392x 392x 362	160			7,0
CSL-5P5-LS-C250D		595x 595x 452	250			9,6
CSL-3P3-TS-C160		392x 392x 270	160			5,9
CSL-5P5-TS-C250		595x 595x 270	250			6,7
CSL-4W-3P3		347x 347x 35				1,0
CSL-4W-5P5		549x 549x 35				1,8
CSL-SW-3P3		346x 346x 20				1,3
CSL-SW-5P5		549x 549x 20				2,9
CSL-PF-3P3		346x 346x 16				1,0
CSL-PF-5P5		549x 549x 16				2,5
MG10 HFC HD-2G / 3P3	E10	300x 300x 104		500/ 250	4	3,5
MG10 HFC HD-2G / 5P5	E10	503x 503x 104		1500/ 250	12	6,5
MG14 HFC HD-2G / 3P3	H14	300x 300x 104		490/ 250	5,3	3,5
MG14 HFC HD-2G / 5P5	H14	503x 503x 104		1370/ 250	6,5	6,5

## Cleanseal top entry PU gasket



### Advantages

- Tool-less filter clamping 100% secured and immediate
- Quick grid locking for immediate access to filter
- Long lasting reliability and tightness: robust fully welded construction
- Easy installation: unique movable supporting blocks included
- Large choice of standardized sizes
- Complete interchangeable diffusion plates range

**Application:** Turbulent airflow in clean rooms

**Type:** Housing

**Construction:** Steel, fully welded seams

**Finishing:** White epoxy coated RAL 9010

**Connection:** By ribbed circular inlet continuous welded on top

**For Filters:** MEGALAM MD/MX/MG PU gasket frame height (66/90/110mm) (to be ordered separately)

**Filter Mounting:** Tool-less multi-height quick release lever clamp for immediate and secured clamping including gasket compression limiter and filter retainer

**Control equipment:** room side access : 1 port for dp or 100% measurement

**Housing installation:** by removable «universal blocks», for suspension by hangers, or integration into clean room ceiling panels or fitting into T bar grids system

**Diffusion plates (to be ordered separately):** Flush hinged grids with "credit card" quick locking: Perforated, swirl, 4 ways, adjustable blades

Type	Dimensions WxHxD (mm)	Filter size HxWxD (mm)	Con. Ø (mm)	Weight (kg)
CL-SW-3P3-P-XX-T-C160-N-00-AAA	392x 311x 392	610x 305x 110	160	6.7
CL-SW-4P4-P-XX-T-C200-N-00-AAA	544x 311x 544	457x 457x 110	200	10.1
CL-SW-4P4-P-XX-T-C250-N-00-AAA	544x 311x 544	457x 457x 110	250	10
CL-SW-5P5-P-XX-T-C250-N-00-AAA	595x 311x 595	508x 508x 110	250	11.3
CL-SW-5P5-P-XX-T-C315-N-00-AAA	595x 311x 595	508x 508x 110	315	11.1
CL-SW-6P6-P-XX-T-C250-N-00-AAA	697x 311x 697	610x 610x 110	250	14.1
CL-SW-6P6-P-XX-T-C315-N-00-AAA	697x 311x 697	610x 610x 110	315	13.9
CL-SW-11P5-P-XX-T-C315-N-00-AAA	1195x 311x 595	508x 1108x 110	315	19.1
CL-SW-12P6-P-XX-T-C315-N-00-AAA	1307x 311x 697	610x 1220x 110	315	22.7

Note 1 (\*): including peripheral return of 20mm

Note 2 (\*\*): including collar height of 46mm

Note 3 (\*\*\*): for ordering, replace XX, and select filter frame height:

MD for Megalam MD 66mm

MX for Megalam MX 90mm

MG for Megalam MG 110mm



## Diffusers for CamSeal, Cleanseal and Pharmaseal E

### Advantages

- Fits for CamSeal, Cleanseal and Pharmaseal-E
- Hinged
- Can be folded down
- Easy to change diffuser
- White painted, RAL 9010

**Application:** Accessories for terminal housing CamSeal, Cleanseal and Pharmaseal-E

**Type:** Diffusers

**Mounting/Frames:** Hinged with recessed locking

**Performance:** Steel, white painted RAL9010

**SW:** Swirl diffuser

**PF:** Perforated diffuser

**AV:** Adjustable diffuser

**4W:** Four way diffuser



Type	Dimensions WxHxD (mm)	Weight (kg)
SW-3P3	346x 346x 20	1,3
SW-4P4	498x 498x 20	2,4
SW-5P5	549x 549x 20	2,9
SW-6P6	651x 651x 20	3,5
PF-3P3	346x 346x 16	1
PF-4P4	498x 498x 16	2,1
PF-5P5	549x 549x 16	2,5
PF-6P6	651x 651x 16	3,5
PF-11P5	1149x 549x 16	5,2
PF-12P6	1261x 651x 16	6
AV-3P3	347x 347x 47	2,8
AV-4P4	499x 499x 47	4,5
AV-5P5	549x 549x 47	5
AV-6P6	651x 651x 47	6
AV-11P5	549x 1149x 47	10
AV-12P6	1261x 651x 47	10,8
4W-3P3	347x 347x 35	2
4W-4P4	499x 499x 35	2,9
4W-5P5	549x 549x 35	3,2
4W-6P6	651x 651x 35	3,5
4W-11P5	549x 1149x 35	6,3
4W-12P6	1261x 651x 35	6,5



SW



4W



PF



AV

## CamFFU High Performance HP-EC



### Advantages

- Individual control
- Low power consumption
- Lowest sound power level
- EC Fan with high reserve capacity for pre- and AMC filtration

**Application:** Flexible and economical modular solution to equip clean rooms in turbulent or 100% unidirectional airflow, from ISO 8 to ISO 1

**Product voltage (V):** 200...240V

**Type:** Fan filter unit

**Temperature max:** 0 - 40°C

**Mounting/Frames:** Installation in Camfil CamGRID-FFU ceiling or equivalent systems

**Construction:** Aluminum housing, powder coated steel on request

**Fan:** Efficient EC motor with backwards-curved blades

**Airflow control:** BUS controlled system or handheld control

**Filter:** Megalam H14, U15 or U16, MD, MX or MG with dry PU gasket to be ordered separately

### EC Motor technical data:

Voltage: 200 - 277 V

Frequency: 50/60 Hz

Nominal current: 1,8 - 1,3 A

Max. rotation speed: 300 - 1300 rpm

Nominal power: 370 W

Operating temperature limits: 0 - 40°C

Type	Dimensions WxHxD (mm)	Air Flow/pressure drop (m³/hr/Pa)	Sound level (dB)	Power Consumption (W)	Weight (kg)	Velocity (m/s)
HP-EC Low	1132x 532x 440	770/ 80	41	46	25	0.3
HP-EC High	1132x 532x 440	1160/ 120	47	89	25	0.5
HP-EC Low	1132x 832x 440	1150/ 80	42	68	39	0.3
HP-EC High	1132x 832x 440	1730/ 120	49	142	39	0.5
HP-EC Low	1132x 1132x 440	1500/ 80	44	83	45	0.3
HP-EC High	1132x 1132x 440	2330/ 120	52	195	45	0.5

\* Without filter

\*\* With Camfil Megalam H14 filter cell / without pre-filter, AMC filter

F I L T E R

## CamFFU Compact Solution



### Advantages

- Simple direct speed control
- Low power consumption
- Low sound power level
- EC Fan with high reserve capacity for pre- and AMC filtration
- Very low design height

**Application:** Flexible and economical modular solution to equip turbulent clean rooms from ISO 8 to ISO 1 with very low space above the false ceiling

**Product voltage (V):** 200...240V

**Type:** Fan filter unit

**Temperature max:** 0 - 40°C

**Mounting/Frames:** Installation in Camfil CamGRID-FFU ceiling or equivalent systems

**Construction:** Aluminum housing, powder coated steel on request

**Fan:** Efficient EC motor with backwards-curved blades

**Airflow control:** Simple speed control by the means of an integrated 0-10V rotary potentiometer

**Filter:** Megalam H14, U15 or U16, MD, MX or MG with dry PU gasket to be ordered separately

### EC Motor technical data:

Voltage: 230 V

Frequency: 50 Hz

Nominal current: 1,7 A

Max. rotation speed: 1500 rpm

Nominal power: 370 W

Operating temperature limits: 0 - 40°C

Type	Dimensions WxHxD (mm)	Air Flow/pressure drop (m³/hr/Pa)	Sound level (dB)	Power Consumption (W)	Weight (kg)	Velocity (m/s)
CS-EC Low	1135x 535x 342	770/ 80	60	67	21	0,3
CS-EC High	1135x 535x 342	1160/ 120	66	162	21	0,5
* Without filter						
** With Camfil Megalam H14 filter cell / without pre-filter, AMC filter						

F I L T E R

## CamFFU Integrated Solution



### Advantages

- Individual control
- Low power consumption
- Very rigid construction
- EC Fan with high reserve capacity for pre- and AMC filtration

**Application:** Units can be screwed together to form individual cleanroom ceilings e.g. for machine enclosures, clean work cabins or minienvironments from ISO 14644 class 8.0 to ISO 1.0.

**Product voltage (V):** 200...240V

**Type:** Fan filter unit

**Temperature max:** 0 - 40°C

**Mounting/Frames:** System can span up to 4800 mm x 4800 mm or supported by pedestals

**Construction:** Powder coated steel or stainless steel housing

**Fan:** Efficient EC motor with backwards-curved blades

**Airflow control:** BUS controlled system or handheld control. Also available as CamFFU\_IS-EC\_sce for easy 0-10V potentiometer control

**Filter:** Megalam H14, U15 or U16, MD or MX with Camfil Sil-Gel gasket to be ordered separately

### EC Motor technical data:

Voltage: 200 - 277 V

Frequency: 50/60 Hz

Nominal current: 1,8 - 1,3 A

Max. rotation speed: 300 - 1300 rpm

Nominal power: 370 W

Operating temperature limits: 0 - 40°C

Type	Dimensions WxHxD (mm)	Air Flow/pressure drop (m³/hr/Pa)	Sound level (dB)	Power Consumption (W)	Weight (kg)	Velocity (m/s)
IS-EC Low	1200x 600x 435	770/ 390	49	55	64	0,3
IS-EC High	1200x 600x 435	1160/ 350	56	110	64	0,5
IS-EC Stainless Low	1200x 600x 435	770/ 390	49	55	67	0,3
IS-EC Stainless High	1200x 600x 435	1160/ 350	56	110	67	0,5

\* Without filter

\*\* With Camfil Megalam H14 filter cell / without pre-filter, AMC filter

F I L T E R

# Products



City range  
City S  
Page 142



City range  
City M  
Page 143



Industrial range  
CC 300 Concealed  
Page 144



Industrial range  
CC 800  
Page 145



Industrial range  
CC 2000  
Page 146



Industrial range  
CC 1700 CC 2500  
Page 147



Industrial range  
CC 6000  
Page 148



Industrial range  
CC 6000 ProSafe  
Page 149



# FILTER

As part of our continuous improvement, Camfil reserves the right to change specifications without notice.

## City S



### Advantages

- Healthier employees
- Less cleaning
- Better air quality for people suffering from asthma or allergies
- Reduced environmental impact
- Less odour

**Application:** Air purifier for all types of indoor environments, for example hospitals, hotels, offices, homes, schools, public environments and where high quality air purification is required.

**Product voltage (V):** 200...240V

**Type:** Air purifier

**Filter:** H13/Molecular

**Installation:** Floor

**Design:** White, Black

**Average Air purification area:** 45m<sup>2</sup>



Art. No.	Type	Dimensions WxHxD (mm)	Weight (kg)
94000071	Air purifier CITY S (WHITE)	340x 465x 345	12
94000072	Air purifier CITY S (BLACK)	340x 465x 345	12
94020032	Replacement Main filter*		
94020034	Replacement Pre filter**		

\*Includes 2pcs H13/Molecular

\*\*Includes 2pcs PPI mat



## City M



### Advantages

- Healthier employees
- Less cleaning
- Better air quality for people suffering from asthma or allergies
- Reduced environmental impact
- Less odour

**Application:** Air purifier for all types of indoor environments, for example hospitals, hotels, offices, homes, schools, public environments and where high quality air purification is required.

**Product voltage (V):** 200...240V

**Type:** Air purifier

**Filtro:** H13/Molecular

**Installation:** Floor

**Design:** White, Black

**Average Air purification area:** 75m<sup>2</sup>



Art. No.	Type	Dimensions WxHxD (mm)	Weight (kg)
94000047	Air purifier CITY M (WHITE)	340x 720x 345	15
94000048	Air Purifier CITY M (BLACK)	340x 720x 345	15
94000050	Replacement Main filter*		
94020031	Replacement Pre filter**		

\*Includes 2pcs H13/Molecular

\*\*Includes 2pcs PPI mat



## CC 300 Concealed



## Advantages

- Healthier employees
- Less cleaning
- Lower energy costs
- Reduced environmental impact
- Clean products, fewer operational disruptions
- Easy to adapt ducts and diffusors
- Less odour

**Application:** Air purifier for rooms measuring up to 100 m<sup>2</sup>, for example small or medium offices. Can also be used to complement larger air purifiers

**Product voltage (V):** 200...240V

**Type:** Air cleaner

**Duct Connection:** 2 pc Ø250mm

**Capacity:** 0-400 m<sup>3</sup>/h, Air Flow controlled by potentiometer with cable (5m)

**Installation:** Wall or ceiling (built in)

**Design:** Galvanized sheet steel

**Air purification area:** MAX 100m<sup>2</sup>



Art. No.	Type	Dimensions WxHxD (mm)	Power Consumption (W)	Weight (kg)
94000011	CC 300 Concealed	1052x 316x 364	28	21,4

F I L T E R



## CC 800



## Advantages

- Healthier employees
- Less cleaning
- Less asthma and allergy suffering
- Reduced environmental impact

**Application:** Air purifiers for all types of indoor environments, for example offices, homes, schools, public environments and where high quality air purification is required. Can be connected to outdoor air.

**Product voltage (V):** 200...240V

**Type:** Air cleaner

**Filter:** E11 (Can use filters of other classes).

**Installation:** Mobile or stationary

**Capacity:** 0 - 720 m<sup>3</sup>/h

**Design:** Stainless steel / White

**Average air purification area:** 120m<sup>2</sup>



Art. No.	Type	Dimensions WxHxD (mm)	Sound level (dB)	Weight (kg)
9400022	CC 800 Stainless steel	550x 638x 263	30 - 56	20
9400042	CC 800 White	550x 638x 263	30 - 56	20

# FILTER

## CC 2000



### Advantages

- Healthier employees
- Less cleaning
- Eliminates tobacco smoke, weld smoke, construction dust, asbestos and particles of all sizes down to ultrafine
- Reduced environmental impact
- Clean products, fewer operational disruptions
- Lower energy costs

**Application:** Air purifier for dusty environments and indoor premises such as warehouses, pharmaceutical facilities, food factories, heavy industry, paper mills, welding workshops, construction sites, laundries, timber facilities, bakeries, packaging production, printing facilities, stables, processing industry and supermarkets. Also suitable in connection with construction, demolition and coating operations

**Product voltage (V):** 200...240V

**Type:** Air cleaner

**Filter:** F7, E11, H13

**Connection:** 2 standard spacers, diam. 160mm or 1 pc 250mm

**Installation:** Mobile, stationary, on wall or floor

**Capacity:** 0 - 1400 m<sup>3</sup>/h

**Energy consumption:** 0 - 302 w

**Please note:** Molecular filtration option is available

**Design:** Stainless steel body

**Average Air purification area:** 300m<sup>2</sup>

Art. No.	Type	Dimensions WxHxD (mm)	Sound level (dB)	Power Consumption (W)	Weight (kg)
94000018	CC 2000 Handle	702x 987x 373	42	302	43
94000019	CC 2000 Basic	550x 783x 302	42	302	32

# FILTER

## CC 1700 &amp; CC 2500



### Advantages

- Corrosion control
- Health Care
- Life science
- IAQ
- Energy saver
- Easy to service
- Touch Screen control
- Pressure drop alarm
- Easy to implement BMS
- Silent performance
- On/Off timer
- Constant Air flow features

**Application:** Versatile Air Cleaner specialized for elimination of acids, corrosive gases, VOC's, ozone, formaldehyde and particulate matter. Inside, you will find the well-known CamCarb, City or Gigapleat molecular products and EN, ASHRAE or ISO certified Particle filters. Due to Camfil's in house HEPA / Molecular filter expertise, we provide several unique customer benefits, such as low pressure drop and energy consumption, unique media combinations and optimized product lifetime. This air cleaner is engineered for multiple segment customization and often used in the following areas: Control rooms of petrochemical facilities, metal refining and pulp & paper mills; data centres & switch rooms, IVF Clinique's, health care facilities, indoor air quality excellence in polluted cities, cleanroom upgrades or complement to existing cleanrooms. Taking into account filter replacement, service cost, downtime and electrical power requirements, this product provides a minimum LCC value

**Product voltage (V):** 200...240V

**Type:** Air cleaner

**Filter:** Up to 4 stage filter option

**Capacity:** Max 2500 m<sup>3</sup>/h

Art. No.	Model Name	Dimensions WxHxD (mm)	Weight (kg)	Air Volume (m <sup>3</sup> /h)
94000085	CC 1700	1000x 2100x 550	310	1700
94000086	CC 2500	1000x 2100x 550	310	2500

# FILTER

## CC 6000



### Advantages

- Healthier employees
- Less cleaning
- Eliminates tobacco smoke, weld smoke, construction dust, asbestos and particles of all sizes down to ultrafine.
- Lower energy costs
- Reduced environmental impact
- Clean products, fewer operational disruptions
- Reduces the average temperature in rooms with high ceilings

**Application:** Air purifier for dusty environments and large indoor premises such pharmaceutical facilities, food factories, heavy industry, paper mills, welding workshops, timber facilities, bakeries, packaging production, printing facilities, stables, processing industry, supermarkets and other specialist applications such as upgrading of clean room environments and other classified assembly environments

**Type:** Air cleaner

**Power supply:** 3-phase 380-480V or 1-phase 230V

**Filter:** F7, E11-H13

**Fan:** EC fan with adjustable airflow and ModBus connection

**Capacity:** 0 - 6000 m<sup>3</sup>/h

**Connection:** 4 standard round (diameter 315mm) or 2 standard round (diameter 315mm) and 2 round (diameter 250mm) with sound reduction

**Installation:** Mobile or stationary, floor, wall or ceiling mounting (with wire or suspension arms)

Art. No.	Type	Dimensions WxHxD (mm)	Sound level (dB)	Power Consumption (W)	Weight (kg)	Air Volume (m <sup>3</sup> /h)
94000001	CC 6000 230V, 1 phase	798x 1968x 820	0-67	0-887	130	6000
94000002	CC 6000 380-400V, 3 phase	798x 1968x 820	0-67	0-887	130	6000
94000003	CC 6000 230V, 1 phase Horizontal	1262x 1359x 829	0-67	0-887	130	6000
94000004	CC 6000 380-400V, 3 phase Horizontal	1262x 1359x 829	0-67	0-887	130	6000

Uses 4 Pre + 2 main filters

F I L T E R

## CC 6000 ProSafe



### Advantages

- Approved for food product contact according to EC 1935:2004
- Prevents microbial contamination according to ISO 846
- Sturdy, moisture- and corrosion resistant for a hygienic HVAC system according to VD16022
- Tested resistance to chemicals used for cleaning and decontamination processes in clean rooms
- Free of harmful chemical components such as Formaldehyde, Phtalates and Bisphenol-A
- Flexible solution
- Plug and play installation

**Application:** Air purifier for you in the Food & Beverage- and Life Science industry, air is one of the most important ingredients. That's why effective recirculation by Camfil air Cleaners that reduce the levels of microorganisms in the air are vital. In addition, legislation and market demands are becoming increasingly tougher on hygiene in the food & beverage and life science industry

**Product voltage (V):** 200...240V

**Type:** Air cleaner

**Filter:** F7,H14

**Fan:** EC fan with adjustable airflow and ModBus connection

**Capacity:** 0 - 6000 m<sup>3</sup>/h

**Connection:** 4 standard round (diameter 315mm) or 2 standard round (diameter 315mm) and 2 round (diameter 250mm) with sound reduction

**Installation:** Mobile or stationary, floor or wall mounting

**Weight kg:** 130,5 including filters


Art. No.	Model Name	Type	Dimensions WxHxD (mm)	Sound level (dB)	Power Consumption (W)	Weight (kg)	Air Volume (m <sup>3</sup> /h)
94020005	CC-6000-PS-230V-1PH	CamCleaner 6000 ProSafe 230V, 1 phase	798x 1968x 820	0-67	0-887	130	6000

Uses 4 Pre + 2 main filters

# FILTER

## CC 300 Concealed

Built-in air purifier for all types of indoor environments.



**UPGRADE FOR SMELLS REMOVAL (VOC), AND 97MM ECOPLEAT.**  
Art. number: 94000012



**Air Cleaner CC 300 Concealed**  
Art. number: 94000011

**EXAMPLE OF A CC 300 CONCEALED BEHIND FALSE CEILING**



### Upgrades / Accessories / Exchange

#### UPGRADES

- Art. no. 94000012 - Upgrade with CamCarb CG 600 for VOC, and 97mm Ecopleat
- Art. no. 94000013 - Upgrade with CamCarb CG 600 for formaldehyde removal, and 97mm Ecopleat
- Art. no. 94000057 - Upgrade with CamCarb CG 600 for decontamination, and 97mm Ecopleat
- Art. no. 94000014 - Upgrade to H13

#### ACCESSORIES

- Art. no. 94000015 - UK plug 230V, UK 50Hz

#### EXCHANGE - PRE-FILTER

- Art. no. 94020023 - HI-FLO XLT 7 287x287x370-5-25, filter class F7, 1 pc per unit, standard
- Art. no. 94020022 - CET11-287x287x292-01, filter class F7, 1 pc per unit, standard

#### EXCHANGE - HIGH EFFICIENCY

- Art. no. 94020027 - 3GPA 287x287x97-M5, filter class E11, 1 pc per unit
- Art. no. 94020024 - DE13-287x287x292-PR, filter class H13, 1 pc per unit

#### EXCHANGE - MOLECULAR

- Art. no. 94020046 - CamCarb CG 600 VOC, 9 pc per unit
- Art. no. 94020049 - CamCarb CG 600 formaldehyde, 9 pc per unit
- Art. no. 94020052 - CamCarb CG 600 decontamination, 9 pc per unit


### Operating specifications

Setting	Air flow m <sup>3</sup> /h	Noise level dBa	System efficiency 0,3-0,4µm (%)
1	83	23,5	>95
2	135	28,8	>95
3	250	43,3	>95
4	362	53,9	>95
5	466	60,7	>95
6	471	61,3	>95

## CC 800

Air purifier for hospitals, offices, homes, schools, public spaces.

**MOLECULAR BOX WITH 3 PCS  
CAMCARB CG 2600, VOC,  
1 BOX PER UNIT**  
Art. number: 94000024




**Air Cleaner CC 800**  
Art. number: 94000022

**SUCTION SIDE (OUTDOOR  
CONNECTION), 1 PC PER UNIT**  
Art. number: 94000025



**WHEEL PLATE, 2 PCS PER UNIT**  
Art. number: 94000034



### Upgrades/Accessories/Exchange

#### UPGRADES

- Art. no. 94000023 - HEPA 13 (Includes 2 pcs H13 filter)

#### ACCESSORIES

- Art. no. 94000015 - UK plug 230V, UK 50Hz
- Art. no. 94000032 - Pre-filter mats, 2 pcs per unit

#### EXCHANGE - HIGH EFFICIENCY

- Art. no. 94020002 - Main filter Micretain MXE 11-252x610x150-00, filter class E11, 2 pcs per unit, standard
- Art. no. 94020003 - Main filter Absolute MGE 13-252X610X150-00, filter class H13, 2 pcs per unit

#### EXCHANGE - MOLECULAR

- Art. no. 94020048 - CamCarb CG 2600 VOC, 3 pcs per unit
- Art. no. 94020051 - CamCarb CG 2600 formaldehyde, 3 pcs per unit
- Art. no. 94020054 - CamCarb CG 2600 decontamination, 3 pcs per unit

*(Other filter classes available on request)*

### Operating specifications

Setting	Air flow m <sup>3</sup> /h	Energy consumption/W	Noise level dBA	System efficiency 0,3-0,4µm (%)
1	180	5	30	>95
2	250	6	33	>95
3	300	7	34	>95
4	347	8	35	>95
5	520	40	46	>95
6	720	124	56	>95

## CC 2000

Mobile/stationary air purifier for dusty indoor premises.

**EXTENSION FRAME WITH 1 PC HEPA H13 ON SUPPLY SIDE**

Art. number: 94000020



**MOLECULAR BOX WITH 6 PCS CAMCARB CG 2600 VOC, 1 BOX PER UNIT**

Art. number: 94000021



### Air Cleaner CC 2000 Handle + Basic

Art. number: 94000018

Art. number: 94000019

**CC 2000 STANDARD AND SUCTION SIDE**

Art. number: 94000018 & 94000029



## Upgrades/Accessories/Exchange

### UPGRADES

- Art. no. 94000028 - HEPA 13 (Includes 2 pcs H13 filter)

### ACCESSORIES

- Art. no. 94000032 - Suction side, 2 pcs per unit
- Art. no. 94000015 - UK plug 230V, UK 50Hz
- Art. no. 94000031 - Pre-filter, 2 pcs per unit
- Art. no. 94000034 - Wheel plate, 2 pcs per unit

### EXCHANGE - PRE-FILTER

- Art. no. 94020007 - Pre-filter 3GPA (753x250x90-F7), filter class F7, 2 pcs per unit, standard

### EXCHANGE - HIGH EFFICIENCY

- Art. no. 94020006 - Main filter Micretain MGE11 (250x750x150-0), filter class E11, 2 pcs per unit, standard
- Art. no. 94020008 - Main filter Absolute MGE13 (250x750x150-0), filter class H13, 2 pcs per unit
- Art. no. 94020009 - Absolute MXE13 for extension frame on supply side 390x750x250, filter class H13, 1 pc per unit

### EXCHANGE - MOLECULAR

- Art. no. 94020048 - CamCarb CG 2600 VOC, 6 pcs per unit
- Art. no. 94020051 - CamCarb CG 2600 formaldehyde, 6 pcs per unit
- Art. no. 94020054 - CamCarb CG 2600 decontamination, 6 pcs per unit

(Other filter classes available on request)

## Operating specifications

Air flow m <sup>3</sup> /h	Energy consumption/W	Noise level dBA	System efficiency 0,3-0,4µm (%)
0-1400	0-302	0-68	>95



## CC 1700 & CC 2500

Versatile air cleaner specially engineered to provide clean indoor air. Especially suitable for these professional segments: Corrosion control, healthcare, comfort, life science, food & beverage.



**Air Cleaner CC 1700 & CC 2500**  
Art. number: 94000085 & 94000086

### Upgrades/Accessories/Exchange

#### OIL & GAS, METAL, PULP AND PAPER (CC 1700) FOR CORROSION CONTROL

- Art. no. 94020065 - Inlet, filter class G4, target containment: PM10, 1 pc per unit
- Art. no. 94020068 - CC CG MS, target containment: Acids, H<sub>2</sub>S, SO<sub>2</sub>, 15 pcs per unit
- Art. no. 94020074 - CC CG MCI, target containment: Inorganic & organic acids, ozone, 15 pcs per unit
- Art. no. 94020067 - Outlet, filter class E11, target containment: PM2.5, PM1, nanoparticles, 1 pc per unit

#### DATA CENTERS (CC 1700)

- Art. no. 94020066 - Inlet, filter class F7, target containment: PM10, PM2.5, PM1, 1 pc per unit
- Art. no. 94020063 - GigaPleat NXPC MA, target containment: Acids, H<sub>2</sub>S, SO<sub>2</sub>, ozone, 1 pc per unit
- Art. no. 94020067 - Outlet, filter class E11, target containment: PM1, nanoparticles, 1 pc per unit
- Art. no. 94020064 - Outlet, filter class H13, target containment: PM1, nanoparticles, 1 pc per unit (upgrade from E11)

#### COMFORT (CC 1700) FORMALDEHYDE

- Art. no. 94020066 - Inlet, filter class F7, target containment: PM10, PM2.5, PM1, 1 pc per unit
- Art. no. 94020075 - CC CG formaldehyde, target containment: Formaldehyde, aldehydes, 15 pcs per unit
- Art. no. 94020062 - CitySorb VOC, target containment: VOC, smells, 1 pc per unit
- Art. no. 94020021 - CC CG VOC, target containment: VOC, smells, 15 pcs per unit (upgrade from CitySorb)
- Art. no. 94020067 - Outlet, filter class E11, target containment: PM1, nanoparticles, 1 pc per unit

#### COMFORT (CC 2500)

- Art. no. 94020065 - Inlet, filter class G4, target containment: PM10, 1 pc per unit
- Art. no. 94020061 - CityCarb, target containment: PM2.5, PM1, VOC, smells, 1 pc per unit
- Art. no. 94020060 - Outlet, filter class E11, target containment: PM1, nanoparticles, 1 pc per unit
- Art. no. 94020064 - Outlet, filter class H13, target containment: PM1, nanoparticles, 1 pc per unit (upgrade from E11)

## CC 6000

Air Cleaner CC 6000 is engineered to help large logistic and manufacturing companies keep employees healthy, improve product quality and reduce dust.



**Air Cleaner CC 6000  
Vertical**  
Art. number: 94000001 /  
94000002



**Air Cleaner CC 6000  
Horizontal**  
Art. number: 94000003 /  
94000004



**Air Cleaner CC 6000  
Prosafe**  
Art. number: 94020005

### Accessories/Exchange

#### ACCESSORIES

- Art. no. 94000007 - Constant airflow sensor, 1 pc per unit
- Art. no. 94000015 - UK Plug (1 phase), 1 pc per unit
- Art. no. 94000016 - UK Plug (3 phase)
- Art. no. 94000026 - Extension frame kit 97mm incl. 2 frames (without filter), 2 pcs per unit
- Art. no. 94000027 - Extension frame bag filter incl. 2 frames (without filter), 2 pcs per unit

#### EXCHANGE - PRE-FILTER

- Art. no. 94020013 - 3GPA-F7-610x610x48, filter class F7, 4 pcs per unit, standard (1)
- Art. no. 94020016 - Bagfilter XLT F7 592x592x370, filter class F7, 4 pcs per unit
- Art. no. 94020015 - 3GPA-F7-610x610x96, filter class F7, 4 pcs per unit
- Art. no. 94020058 - Aluminium pre-filter with flange 588x1198x50, 2 pcs per unit

#### EXCHANGE - COMBINATIONS FILTER

- Art. no. 94020018 - CityCarb CIZP-7I 592x592x292, filter class F7, 4 pcs per unit
- Art. no. 94020017 - City-Flo HFZS-F7 592x592x380, filter class F7, 4 pcs per unit

#### EXCHANGE - HIGH EFFICIENCY


- Art. no. 94020012 - MGE11-1220x610x100, filter class E11, 2 pcs per unit, standard (2)
- Art. no. 94020039 - MGE13-1220x610x100, filter class H13, 2 pcs per unit

#### EXCHANGE - HIGH MOLECULAR

- Art. no. 94020047 - CamCarb CG 1300 VOC, 2x32 pcs per unit
- Art. no. 94020050 - CamCarb CG 1300 formaldehyde, 2x32 pcs per unit
- Art. no. 94020053 - CamCarb CG 1300 decontamination, 2x32 pcs per unit

#### EXCHANGE - PROSAFE FILTER

- Art. no. 94020011 - Prosafe pre-filter 592x592x380, filter class F7, 4 pcs per unit
- Art. no. 94020030 - Prosafe 592x592x380, filter class H14, 2 pcs per unit



1




2

## CC 6000 (continued)



**SILENCER (ONLY FOR VERTICAL MODEL), 1-2 PCS PER UNIT**  
Art. number: 94000005



**EYELETS FOR CEILING MOUNTING (HORIZONTAL), 4 PCS PER UNIT**  
Art. number: 94000006



**EXT. FRAME FOR BAGFILTER/ CITYCARB/CITY-FLO 592X592X MAX 370 (WITHOUT FILTER)**  
Art. number: 94000010



**UPGRADE PRE-FILTER TO 97MM ECOPLEAT**  
Art. number: 94000008



**MOLECULAR BOX FOR 2X32 PCS CAMCARB CG 1300 INCL. 2 FRAMES (WITHOUT FILTER), 2 PCS PER UNIT**  
Art. number: 94000035



**UPGRADE MAIN FILTER TO HEPA 13**  
Art. number: 94000009

Air flow m <sup>3</sup> /h	Energy consumption/W	W/(m <sup>3</sup> /h)	dBA without silencer	dBA with silencer	Working area m <sup>2</sup>	System efficiency 0,3-0,4µm (%)
3000	150W	0,05	52	50	750	99,21
4000	312W	0,08	56	53	1000	98,93
5000	556W	0,11	62	57	1250	98,89
6000	887W	0,15	67	64	1500	98,67

Products



Panel filters  
30/30 GT  
Page 157



Panel filters  
CamClose  
Page 158



Bag filters  
Cam-Flo XMGT  
Page 159



Bag filters  
Cam-Flo GT Hybrid  
Page 160



Bag filters  
Cam-Flo GT HV  
Page 161



Bag filters  
CamGuard  
Page 162



Bag filters  
Hi-Cap GT  
Page 163



Compact filter  
CamGT 3V-600  
Page 164



Compact filter  
CamGT 4V-300  
Page 165



Compact filter  
CamPGT  
Page 166



Compact filter  
CamGT Box Type Green II  
Page 167



Compact filter  
TurboPac  
Page 168



Pulse filters  
CamPulse GTC  
Page 169



Pulse filters  
CamPulse GTD  
Page 170



Pulse filters  
CamPulse GT Polytech HE  
Page 171




Pulse filters  
CamPulse EF  
Page 172



Pulse filters  
Tenkay  
Page 173



Pulse filters  
CamPulse CamBrane  
Page 174



## 30/30 GT



### Advantages

- High mechanical strength
- Rigid, reinforced water resistant cardboard frame
- Large media surface
- Unique radial pleat design
- Bonded into case to eliminate air bypass
- Compact

**Application:** Suitable for most areas

**Type:** Pleated Panel

**Frame:** Water resistant cardboard

**Media:** Cotton/Synthetic

**Rec. final pressure drop:** 250 Pa/1.0" wg

**Temperature max:** 70°C/158°F

**Mounting/Frames:** Universal frame or clip

**Additional information:** Different clips available for mounting combinations with different filters



The 30/30GT® has been setting the standard for G4/MERV 8 panel pre-filters. The combination of the unique media, robust construction and pleating technology makes the Camfil 30/30GT a low pressure drop pre-filter that performs well in all situations

Model Name	EN779	ISO16890	Dimensions WxHxD (mm)	Air Flow/pressure drop (m³/hr/Pa)	Media area (m²)	Weight (kg)
30/30 GT	G4	Coarse 70%	592x 592x 95	3400/ 68	2,5	0,5

F I L T E R

## CamClose



### Advantages

- Clip-on design
- Optimal coalescing performance
- High strength plastic frame
- Downstream pleat separators
- Can be fitted directly to a final filter

**Application:** Suitable for most areas including wet and coastal

**Type:** Pleated Panel

**Frame:** Plastic moulded

**Gasket:** Polyurethane, endless foamed

**Media:** Glass fiber, Synthetic

**Rec. final pressure drop:** 400 Pa

**Temperature max:** 70°C

**Mounting/Frames:** Integrated clip on / optional without clip. Separate metal clips available

**Additional information:** External dimensions Std. 598x604x129



The Camfil CamClose is primarily used as a pre-filter to extend the service life of final filters by offering low initial pressure drop and high dust capacity. The filter is specially suitable for applications in humid conditions, like tropical and coastal installations, thanks to its downstream pleat separators and built-in drainage.

CamClose clips on CamGT and Opakfil.

Type	Media	EN779	Dimensions WxHxD (mm)	Air Flow/pressure drop (m³/hr/Pa)	Media area (m²)	Weight (kg)
Compact	Synthetic	G4	592x 592x 96	3400/ 50	2,6	2,5
Standard	Synthetic	G4	592x 592x 129	3400/ 50	2,6	2,5
Compact	Glass fiber	M6	592x 592x 96	3400/ 75	13	4,3
Standard	Glass fiber	M6	592x 592x 129	3400/ 75	13	4,3



## Cam-Flo XMGT



### Advantages

- Non discharging synthetic media
- Maximum surface use
- High mechanical strength
- Incinerable bags
- High dust holding capacity = long life
- Recommended choice for gas turbine pre-filtration

**Application:** Installations exposed to turbulence and harsh environments

**Type:** Bag Filter

**Frame:** Galvanised steel

**Media:** Synthetic

**Dimensions:** Filter front dimensions according EN 15805

**Rec. final pressure drop:** 450 Pa

**Temperature max:** 70°C

**Additional information:** Available in half - and special size filters on request



The Cam-Flo XMGT filter is a sturdy bag filter, recommended in areas where considerations for high humidity and/or turbulence is important. The filter has a synthetic fibre media with unique properties, effectively removing harmful particles from the air. Self-supporting bags and a unique design make this filter an excellent pre-filter and coalescer choice for turbomachinery applications.

Model Name	EN779	Dimensions WxHxD (mm)	Air Flow/pressure drop (m³/hr/Pa)	Bags	Media area (m²)	Weight (kg)	Initial eff. (%)	ME (%)*	Energy class
XMGT	M6	592x 592x 640	4250/ 92	10	7,5	3	26	21	C
XMGT	F7	592x 592x 640	4250/ 103	10	7,5	3	60	58	A
XMGT	F9	592x 592x 640	4250/ 196	10	7,5	3	72	71	A

\* ME%: Mindestwirkungsgrad siehe EN779:2012

\* Energieverbrauch, kWh/Jahre: Berechnet gemäß Eurovent Richtlinie 4/11

\* Energieklasse: Berechnet gemäß Eurovent

# FILTER

## Cam-Flo GT Hybrid



### Advantages

- Hybrid Technology media
- Maximum surface use
- High mechanical strength
- Incinerable bags
- High dust holding capacity = long life
- Recommended choice for gas turbine pre-filtration

**Application:** Installations exposed to turbulence and harsh environments

**Type:** Bag Filter

**Frame:** Galvanised steel

**Media:** Hybrid Synthetic and Glass Technology

**Rec. final pressure drop:** 450 Pa


**Temperature max:** 70°C

**Additional information:** Available in half - and special size filters on request



The Cam-Flo Hybrid is a new generation of premium bag filters for gas turbines that utilize the breakthrough Hybrid media technology to combine glass fiber and synthetic fibers. The results is a smart solution for an extended filter life, a stable and predictable performance, and most of all, carefree operations. Self-supporting bags and a unique design make this filter an excellent pre-filter and coalescer choice for turbomachinery applications.

Model Name	EN779	Dimensions WxHxD (mm)	Air Flow/pressure drop (m³/hr/Pa)	Bags	Media area (m²)	Initial eff. (%)
Cam-Flo Hybrid	F7	592x 592x 640	4250/ 90	10 (std)	7,5	55





## Cam-Flo GT HV



### Advantages

- Non discharging synthetic media
- Maximum surface use
- High mechanical strength
- Incinerable bags
- High dust holding capacity
- Designed for high velocity applications
- Solid frame in stainless steel

**Application:** High velocity applications. 5500-7200m<sup>3</sup>/h

**Type:** Bag Filter

**Frame:** Stainless steel, Galvanised steel

**Media:** Synthetic

**Rec. final pressure drop:** 875 Pa

**Temperature max:** 70°C

**EN779-2012:** efficiency: F7@4250 m<sup>3</sup>/h, M6@7200m<sup>3</sup>/h

**Additional information:** Other sizes available on request



The Cam-Flo GTX7 is an efficient air inlet filter for gas turbines, compressors and diesel engines. The Cam-Flo GTX7, in combination with the CamGuard, gives excellent filtration benefits with improved engine protection and no need for costly shutdowns.

Model Name	EN779	Dimensions WxHxD (mm)	Air Flow/pressure drop (m <sup>3</sup> /hr/Pa)	Bags	Media area (m <sup>2</sup> )
Cam-Flo HV	F7	618x 577x 595	7200/ 389	6	4,3

# FILTER

## CamGuard



### Advantages

- Allows on-line filter replacement
- Extends filter life
- Reduced overall TCO
- Solid corrosion resistant frame in stainless steel

**Application:** High velocity air inlet systems. Typical coastal and offshore environments

**Type:** Bag Filter

**Frame:** Stainless steel


**Media:** Synthetic

**Temperature max:** 70°C

**Additional information:** Designed for use in combination with Cam-Flo GT HV

The CamGuard is a coarse filter that is installed downstream of the Cam-Flo GTX7, allowing online filter replacement thus reducing costly downtime.

Material	EN779	Dimensions WxHxD (mm)	Media area (m <sup>2</sup> )	Weight (kg)
Stainless steel	G4	618x 577x 630	1,7	2



## Hi-Cap GT



### Advantages

- High dust holding capacity
- Resistant media
- Tapered pockets
- Low pressure drop
- Incinerable bags

**Application:** Installations exposed to turbulence and/or recurrent high humidity

**Type:** Bag Filter

**Frame:** Galvanised steel, Plastic moulded

**Gasket:** Polyurethane

**Media:** Synthetic

**Rec. final pressure drop:** 250 Pa

**Temperature max:** 70°C



Hi-Cap GT is a high quality filter, available for the removal of coarse particles. It allows for a secure and efficient filtration in industrial environments where large amounts of dust are present. Long experience and continuous R&D has optimised the product for impressive filtration at a low cost.

Model Name	Material	EN779	Dimensions WxHxD (mm)	Air Flow/pressure drop (m³/hr/Pa)	Bags	Media area (m²)	Weight (kg)
HC66	Galvanised steel	G4	592x 592x 360	3400/ 40	6	2,7	1,7
XLS4	Plastic	G4	592x 592x 370	3400/ 40	6	2,7	1,0
XLT	Plastic	G4	490x 490x 370	3400/ 35	8	2,9	1,2
*Hi-Cap	Galvanised steel	G4	592x 592x 195	3400/ 45	8	1,8	1,6
*XLS4	Plastic	G4	592x 592x 520	3400/ 35	6	3,7	1,2
*Hi-Cap	Galvanised steel	G4	592x 592x 580	3400/ 35	6	4,1	2

\* Other dimensions available on request

F I L T E R

## CamGT 3V-600



### Advantages

- Low air resistance (dP) for optimal economy
- Ensures water drainage
- High filtration efficiency
- Low air resistance also in wet/dry conditions
- Solid HEPA frame eliminates air bypass
- Resistant to high and extreme pressure drops
- Suitable for all environment

**Application:** All installations where safety/reliability is crucial in combination with low air resistance

**Type:** Compact Pleated Filter

**Frame:** Plastic moulded

**Gasket:** Polyurethane, endless foamed

**Media:** Glass fiber

**Separator:** Hot Melt

**Sealant:** Polyurethane

**Grille, Downstream:** Support grid for filtermedia

**Rec. final pressure drop:** 600 Pa

**Temperature max:** 70°C

**Burst strength:** > 6250 Pa continuous wet/soaked



The CamGT 3V-600 is built on a solid 600 mm deep frame with extended media area. The unique design provides industry-leading pressure drop and dust holding capacity ensuring optimum performance, low average pressure drop and a long filter life. The filter is also available with CamBrane media in E12 efficiency.

Art. No.	Media	EN779	EN1822	ISO16890	Dimensions WxHxD (mm)	Air Flow/pressure drop (m³/hr/Pa)	Media area (m²)	Weight (kg)	Initial eff. (%)	ME (%)*
CGT0202111	Glass fiber	F8		ePM1 80%	592x 592x 600	4250/ 95	41	15	67	67
CGT0203111	Glass fiber	F9		ePM1 85%	592x 592x 600	4250/ 115	38	15	82	82
CGT0204111	Glass fiber		E10		592x 592x 600	4250/ 135	45	16		
CGT0205111	Glass fiber		E11		592x 592x 600	4250/ 140	48	16		
CGT0206111	Glass fiber		E12		592x 592x 600	4250/ 190	50	17		
CGT0207111	Glass fiber		H13		592x 592x 600	4250/ 240	50	17		
CGT0216111	Membrane		E12		592x 592x 600	4250/ 190		19		

\* ME%: Minimum efficiency conform EN779: 2012

Valid for H13: >99,97% efficiency at 0,3 µm (= American HEPA)

F I L T E R

# CamGT 4V-300



## Advantages

- Ensures water drainage
- High filtration efficiency
- Low pressure drop also in wet conditions
- Resistant to turbulence and extreme pressure drop
- Easy mounting
- Meets the industry's latest and most stringent requirements
- Water resistant media

**Application:** All installations where safety/reliability is important

**Type:** Compact Pleated Filter

**Frame:** Plastic moulded

**Gasket:** Polyurethane, endless foamed

**Media:** Glass fiber

**Separator:** Hot Melt

**Sealant:** Polyurethane

**Grille, Downstream:** Support grid for filtermedia

**Rec. final pressure drop:** 600 Pa

**Temperature max:** 70°C

**Fire rating:** Available according to DIN4102 class b2 rating on request

**Burst strength:** > 6250 Pa continuous wet/soaked

**Reverse flow version:** With support grid available on request

**Additional information:** Also available in 1/2 and 3/4 size on request



CamGT 4V-300 is a high efficiency air inlet filter used for second and/or third stage filtration, depending on the gas turbine air inlet system. Typical range from M6 or MERV 11 up to E12 (EPA level), for the best gas turbine protection. Also available in versions with Fire rating DIN4102 class b2, Reverse flow, half-size and 3/4 size on request.

Art. No.	Model Name	Type	EN779	EN1822	ISO16890	Dimensions WxHxD (mm)	Air Flow/pressure drop (m³/hr/Pa)	Media area (m²)	Weight (kg)	Initial eff. (%)	ME (%)*
CGT0101111	Std		F7		ePM1 75%	592x 592x 292	4250/ 135	9	8	58	57
CGT0101211	XL	XL	F7		ePM1 75%	592x 592x 292	4250/ 125	26	8,5	55	55
		Std	F7		ePM1 75%	592x 287x 292	2125/ 145	9	5		
CGT0102111	Std		F8		ePM1 80%	592x 592x 292	4250/ 145	19	8	70	70
CGT0102211	XL	XL	F8		ePM1 80%	592x 592x 292	4250/ 135	19	7	71	71
CGT0103111	Std		F9		ePM1 85%	592x 592x 292	4250/ 170	19	8	81	80
CGT0103211	XL	XL	F9		ePM1 85%	592x 592x 292	4250/ 160	26	8,5	81	81
		Std	F9		ePM1 85%	592x 287x 292	2125/ 180	9	5		
CGT0104111	Std			E10		592x 592x 292	4250/ 210	29	8.5		
		Half size		E10		592x 287x 292	2125/ 250	14	5		
CGT0105111	Std	Std		E11		592x 592x 292	4250/ 230	29	8.5		
CGT0106111	Std	Std		E12		592x 592x 292	4250/ 310	29	9		
CGT0107111	Std	Std		H13		592x 592x 292	3400/ 330	30	9		

\* ME%: Minimum efficiency ref. to EN779:2012

## CamPGT



### Advantages

- Low pressure drop
- Easy mounting
- Light weight construction
- Improves overall filter economy
- Fully incinerable

**Application:** Suitable for demanding operating conditions like heavy polluted rural or industrial areas

**Type:** Compact Pleated Filter

**Frame:** Plastic moulded

**Gasket:** Polyurethane, endless foamed

**Media:** Glass fiber

**Separator:** Hot Melt Separator Technology

**Rec. final pressure drop:** 450 Pa


**Temperature max:** 70°C



The CamPGT is an energy efficient solution functioning as a high efficiency filter in Camfil medium velocity multistage inlet houses. It is intended for inland industrial and rural areas. Its unique geometry provides a large inlet area and optimized air flow, thus offering a lower pressure drop than industry standard for V-shaped barrier filters.

Model Name	EN779	EN1822	Dimensions WxHxD (mm)	Air Flow/pressure drop (m <sup>3</sup> /hr/Pa)	Media area (m <sup>2</sup> )	Weight (kg)
CamPGT 4H300 Std	F7		592x 592x 292	4250/ 94	17	4,3
CamPGT 4H300 Std	F8		592x 592x 292	4250/ 110	18	4,3
CamPGT 4H300 Std	F9		592x 592x 292	4250/ 125	19	4,3
CamPGT 4H300 Std		E10	592x 592x 292	4250/ 200	24	4,3

*XL versions available on demand*



## CamGT Box Type Green II



### Advantages

- Ensures water drainage
- High filtration efficiency
- Low pressure drop also in wet conditions
- Resistant to turbulence and high pressure drop
- Easy mounting
- Water resistant media

**Application:** All installations where safety/reliability is important

**Type:** Compact Pleated Filter

**Frame:** Plastic moulded

**Gasket:** Polyurethane, endless foamed

**Media:** Glass fiber

**Separator:** Hot Melt Separator Technology

**Rec. final pressure drop:** 600 Pa

**Temperature max:** 70°C

**Additional information:** XL version available on request. Profile placed at 292 mm depth for clamping, i.e for fastener spring type C-80



CamGT Box Type Green is a high-capacity filter for turbomachinery. Thanks to the unique design, its performance is maintained in humid or wet conditions, guaranteeing a long lifetime and a good filter economy.

Model Name	EN779	EN1822	Dimensions WxHxD (mm)	Air Flow/pressure drop (m³/hr/Pa)	Media area (m²)	Weight (kg)	Initial eff. (%)	ME (%)*
Std	F7		592x 592x 315	4250/ 115	19	7,6	60	60
Std	F8		592x 592x 315	4250/ 140	19	7,6	72	72
Std	F9		592x 592x 315	4250/ 145	19	7,6	81	81
Std		E10	592x 592x 315	4250/ 215	19	7,6	88	87,5

\* ME%: Minimum efficiency ref. to EN779:2012

# FILTER

## TurboPac



### Advantages

- Flanges on one or both sides
- Media pack protected by face guards
- Rigid design
- Water repellent media
- High dust holding capacity = long life

**Application:** All installations where safety/reliability is important

**Type:** Compact Pleated Filter

**Frame:** Galvanised steel

**Media:** Glass fiber

**Separator:** Aluminium

**Rec. final pressure drop:** 450 Pa

**Temperature max:** 70°C

**Additional information:** XL version available on request. Profile placed at 292 mm depth for clamping; i.e for fastener spring type C-80



TurboPac barrier filters are engineered to provide optimum performance under severe turbo machinery applications such as high face velocity, turbulence and surging airflows, heavy dust and high humidity.

Model Name	EN779	Dimensions WxHxD (mm)	Air Flow/pressure drop (m³/hr/Pa)	Media area (m²)	Weight (kg)	Initial eff. (%)	ME (%)*
60std	M6	594x 594x 295	4250/ 135	10,8	8,2	30	30
60XL	M6	594x 594x 295		13,9	8,2	30	30
90std	F8	594x 592x 295	4250/ 225	10,8	8,2	68	66
90XL	F8	594x 594x 295		13,9	8,2	68	66

\* ME%: Minimum efficiency ref. to EN779:2012

\* Energy Consumption, kWh/year: Calculated according to Eurovent Guideline 4/11

\* Energy class: Calculated according to Eurovent





## CamPulse GTC



### Advantages

- HemiPleat™ technology - proven open pleat solution
- Non discharging F9
- Water resistant media
- Improved dust release
- 2 in 1 package - saves space and money
- Optimal ability to handle daily fog and humidity
- Helicord design for efficient pulse cleaning

**Application:** For humid/dry heavy dust load areas. Our recommended choice for one-stage self cleaning air intake systems

**Type:** Pleated Cylinder

**Media:** Synthetic

**Temperature max:** 70° C

**Pleat:** HemiPleat

**End caps:** Available Galvanized steel (Standard), Powder coated, Stainless steel AISI304, Stainless steel AISI 31

**Liners:** External helical cords and internal screen, secure the filter element from movement without obstruction to the pulse

**Additional information:** Available in Co/Cy, Tenkay, as dimple pleat and in other dimensions on request



Our conical-cylindrical air inlet filters are available in vertical or horizontal designs, to best suit your system of choice. With our broad range of media, including EPA filters, we can offer an air inlet pulse filter for every environment and every gas turbine inlet. Camfil CamPulse with proven HemiPleat™ technology, combined with a synthetic media, delivers valuable benefits to gas turbine operation and maintenance.

Model Name	EN779	Length (mm)	Diameter (mm)	Length 2 (mm)	Diameter 2 (mm)	Air Flow/pressure drop (m³/hr/Pa)	Media area (m²)	Weight (kg)	Initial eff. (%)	ME (%)*
CyCy	F9	660	324	660	445	2500/ 140	35	12	75	74
CoCy	F9	660	324	660	445	2500/ 140	35	12	75	74

\* ME%: Minimum efficiency ref. to EN 779:2012

CyCy = Large Cylindrical, Small cylindrical

CoCy= Large Conical, Small Cylindrical

# FILTER

## CamPulse GTD



### Advantages

- HemiPleat™ technology- proven open pleat solution
- Non discharging F9
- Improved dust release
- Water resistant
- 2 in 1 package - saves space and money
- Helical design for efficient pulse cleaning

**Application:** For desert/dry/ heavy dust load areas

**Type:** Pleated Cylinder

**Media:** Synthetic

**Temperature max:** 70° C

**Pleat:** HemiPleat

**End caps:** Available in Galvanized steel (Standard), Powder coated, Stainless steel AISI304, Stainless steel AISI 31

**Liners:** External helical cords and internal screen secure the filter element from movement without obstruction to the pulse

**Test information:** Tested according to ARAMCO spec. 32-SAMSS-008

**Additional information:** Available in Co/Cy, Tenkey, as dimple pleat and in other dimensions on request



Our conical-cylindrical air inlet filters are available in vertical or horizontal designs, to best suit your system of choice. With our broad range of media, including EPA filters, we can offer an air inlet pulse filter for every environment and every gas turbine inlet. Camfil CamPulse with proven HemiPleat™ technology, combined with a synthetic media, delivers valuable benefits to gas turbine operation and maintenance.

Model Name	EN779	Length (mm)	Diameter (mm)	Length 2 (mm)	Diameter 2 (mm)	Air Flow/pressure drop (m³/hr/Pa)	Media area (m²)	Weight (kg)	Initial eff. (%)	ME (%)*
CyCy	F9	660	324	660	445	2500/ 160	35	12	88	75
CoCy	F9	660	324	660	445	2500/ 175	35	12	88	75

\* ME%: Minimum efficiency ref. to EN 779:2012

CyCy = Large Cylindrical, Small cylindrical

CoCy= Large Conical, Small Cylindrical



# CamPulse GT Polytech HE



## Advantages

- Patented HemiPleat™ technology- proven open
- Water repellent media protected by metal liners
- Each filter set is shipped together in one carton
- Galvanized metal finish
- Self-cleaning air filter cartridges
- Improved air distribution
- Suitable also in high humidity conditions
- Suitable as prefilter for filter class E10, E12
- Increased air to cloth ratio thanks to Hemi-Pleat™ technology.

**Application:** For desert/dry/ heavy dust load areas

**Type:** Pleated Cylinder

**Media:** Polytech HE

**Temperature max:** 70° C

**Pleat:** HemiPleat

**Additional information:** Available as dimple pleated and in fire retardant version on request



Camfil CamPulse with proven HemiPleat™ technology, combined with a synthetic media, delivers valuable benefits to gas turbine operation and maintenance.

Model Name	EN779	Length (mm)	Diameter (mm)	Length 2 (mm)	Diameter 2 (mm)	Air Flow/pressure drop (m³/hr/Pa)	Media area (m²)	Weight (kg)	Initial eff. (%)
CoCy	F7	660	324	660	445	2500/ 165	34,7	12,8	94

*CyCy = Large Cylindrical, Small cylindrical*  
*CoCy = Large Conical, Small Cylindrical*



## CamPulse EF



### Advantages

- Self-cleaning air filter cartridges
- High filtration efficiency
- Effective dust holding capacity
- Built-in structural strength
- Galvanized metal finish
- Media protected by metal liners on both sides

**Application:** Desert and arctic environments

**Type:** Pleated Cylinder

**Media:** Synthetic

**Rec. final pressure drop:** 1000

**Temperature max:** 70° C

**Caps:** Galvanized (Standard), stainless steel (AISI304 / 316) or powder coated

**Fire rating:** Available according to DIN 4102-b2

**Holding frames:** Various on request

CamPulse filter systems are designed to protect rotating machinery in high dust load environments. The cleaning system provides continuous operation and stable pressure even in extremely dusty environments.

Model Name	EN779	Length (mm)	Diameter (mm)	Length 2 (mm)	Diameter 2 (mm)	Air Flow/pressure drop (m³/hr/Pa)	Media area (m²)	Weight (kg)	Initial eff. (%)	ME (%)*
CyCy	M6	660	324	660	445	2500/ 190	46	13,5	15	15
CoCy	M6	660	324	660	445	2500/ 190	46	13,5	15	15



# Tenkay



### Advantages

- High filtration efficiency
- Excellent energy performance
- Long life
- Continuous one-piece gasket
- Factory bonded steel top and bottom headers
- Pleated media
- Helical cord retainer

**Application:** For desert/dry/ heavy dust load areas

**Type:** Pleated Cylinder

**Media:** Synthetic, Polytech HE

**Rec. final pressure drop:** 600

**Temperature max:** 70° C

**Size:** Standard 34", 22" and 27" on request

**Additional information:** Also available as CamBrane E12, Goldcone, Fires retardant and eXtreme versions on request



The Tenkay filters for turbomachinery provide enhanced performance and longer service life, thanks to greater media utilization and more effective filtration. The HemiPleat™ separator bead opens up the pleats uniformly, allowing more effective cleaning, low pressure drop and long life.

Model Name	EN779	Length (mm)	Diameter (mm)	Air Flow/pressure drop (m³/hr/Pa)	Weight (kg)
Polytech HE	F7	864	324	1150/ 145	8,6
GTC	F9	864	324	1150/ 115	8,6
GTD	F9	864	324	1150/ 130	8,6

\* ME%: Minimum efficiency ref. to EN779:2012

\* Energy Consumption, kWh/year: Calculated according to Eurovent Guideline 4/11

\* Energy class: Calculated according to Eurovent

# F I L T E R

## CamPulse CamBrane



### Advantages

- Water and salt resistant filter
- Non discharging EPA filter
- Optimized Sandwich construction for long life
- EPA high efficient membrane media
- 2 in 1 package - saves space and money
- HemiPleat™ technology - proven open pleat solution

**Application:** For humid/desert/dry/ heavy dust load areas

**Type:** Pleated Cylinder

**Media:** Membrane

**Temperature max:** 70°C

**Pleat:** HemiPleat


**End caps:** Available in Galvanized steel (Standard), Power coated, Stainless steel AISI304, Stainless steel AISI 316

**Additional Information:** Also available as Cylindrical/Conical



The CamBrane combines a variety of filtration technologies into one unique composite media tailored for the tough requirements of modern gas turbines. The synthetic pre-filter layer is extremely efficient on small particles, hydrocarbons and airborne salt while the membrane layer adds a barrier to submicron particles and stops water and salt from penetrating the filter. CamBrane offers best-in-class protection at lowest possible air flow restriction.

Model Name	EN1822	Length (mm)	Diameter (mm)	Length 2 (mm)	Diameter 2 (mm)	Air Flow/pressure drop (m³/hr/Pa)	Weight (kg)
CamPulse CamBrane	E12	660	324	660	445	2500/ 180	12



Products



Dust collectors  
Farr Gold Series®  
Page 176



Dust collectors  
Handte EM Profi  
Page 177



Dust collectors  
Handte Oil Expert  
Page 178



Dust collectors  
Handte Wet Scrubbers  
Page 179



Dust collectors  
Quad Pulse Package  
Page 180



Filter cartridges  
HemiPleat® Gold Cone™  
Page 181



Filter cartridges  
DuraPleat DPJ 145  
Page 182



Filter cartridges  
DuraPleat DPJ 156  
Page 183



Filter cartridges  
DuraPleat DPJ 218  
Page 184



Filter cartridges  
DuraPleat DPJ 325  
Page 185



Filter cartridges  
DuraPleat DPD 325  
Page 186

FILTER

## Farr Gold Series®



### Advantages

- High collector efficiency using HemiPleat® cartridges
- Modular design for optimum flexibility
- Customised for Original Equipment Manufacturers (OEM)
- Easy to install and maintain
- Simple cartridge replacement using quick release cam bars
- Up to 25% smaller

**Application:** The Gold Series® cartridge dust and fume collectors may be used for a wide range of pollution control and product recovery applications including: Blasting, Chemical Processing, Pharmaceutical Manufacturing Processes, Fiberglass and FRP, Food Processing, Laser/Plasma Cutting, Paper Scrap, Rubber Grinding, Seed Processing, Mining, Thermal Spray and more. Contact Camfil for more information

**Type:** Dust collector

**Options:** A wide variety of options are available including: Explosion Venting, Special Inlet Designs, BIBO (bag in-bag out) for Pharmaceutical Applications, Custom Colours, Stainless Steel Construction, Alternative Hopper Designs etc. please contact us with your specific requirements

**Cartridges:** Vertically mounted to shed dust readily for efficient cleaning and longer service life. High filtration efficiency meeting the 5 mg/m<sup>3</sup> or less emissions required to re-circulate the air back into the work place on non hazardous dusts

F I L T E R



## Handte EM Profi



### Advantages

- **Modular, user-friendly design** to provide a high-end solution for high-efficiency emulsion (coolant) mist separation
- **The highest available collection efficiencies, plus the ability to run "24/7"** for reduced maintenance, service ease and lower operating costs
- **No Leaks - guaranteed.** German engineering and American manufacturing expertise result in premium quality products. We guarantee that our mist collectors will not leak
- **Multi-stage Filtration -** We consistently achieve high separation performance by designing our filter materials to meet specific needs or to handle a given droplet spectrum. We do this through optimized, flow-engineered, multistage design

**Application:** Handhabung der anspruchsvollsten Belastungen in der Branche zur Beseitigung von Verunreinigungen, die beim Fräsen, Bohren, Gewindegewinden, Drehen, Schleifen und anderen Bearbeitungsverfahren anfallen, die Emulsionsnebel-Kühlmittel einsetzen.

**Type:** Mist Collector

**Modulare Bauweise:** Minimaler Platzbedarf, maximale Leistung. System kann in der Zukunft nach Bedarf erweitert werden. Kurze Lieferzeit. Einfacher Transport und Installation

**Grundmodule:** Boden-/Plattformversionen mit optionaler Rückpumpstation (zur Rezirkulierung abgeschiedener Fluide). Filtermodul (enthält Haupt- und Endfilter). Anschlussdose für die Verwendung mit einem externen Gebläse. Der Anschluss kann links, rechts oder in der Mitte erfolgen. Eingebaute Gebläse in Gehäuse mit kompakter Bauweise und integrierter Schalldämmung. Aufsatzgebläse

### Models/Air Volume

- \* 3.0/1,700 cfm
- \* 4.5/2,600 cfm
- \* 6.0/3,500 cfm
- \* 9.0/5,300 cfm
- \* 13.5/8,000 cfm



## Handte Oil Expert



### Advantages

- Economically efficient separation of ultra-fine cooling liquid mists and fumes
- Collection efficiencies at 99.97% on 0.3 micron and higher particle size with the optional HEPA final filter
- Long-life filters
- 24/7 operation
- Air flow can be adjusted without affecting the collection efficiency
- Operator-friendly due to low-maintenance design
- Tool-free filter changes with quick-acting clamps
- Optional clean air recirculation
- Plug-and-play delivery

**Type:** Mist Collector

**Progressive filtration design:** The progressive design of ascending filter classes provides the highest filtration efficiency available in the industry. This includes the coarse separator mesh for high contamination, the standard CoaPack diffusion filter as a preliminary filter, a fine filter and the optional downstream final stage filter. This design makes it possible to configure the system for simple applications or for highly complex requirements such as clean air recirculation. This is especially true for ultra-fine mists and fumes generated in the course of high-performance machining

**Modular design for flexible configuration:** The compact, modular design of the Handte Oil Expert provides for easy, efficient adaptation to specific requirements and installation situations. It is available in four standardized basic modules with different air capacities, which can be combined in a large central system. State-of-the-art technology enables flexible adjustment for system conversions or expansion as production requirements increase

**Innovative filter media:** The unique structure of the standard CoaPack filter material combines premium separation performance with self-cleaning features via optimum drainage of the separated cooling lubricant. This ensures extremely long filter life of the optional HEPA final filter

**Easy filter change for simple, clean maintenance:** The operation of the Handte Oil Expert is practically maintenance free. When infrequent filter changes are needed, the change-out is clean, easy and requires no tools. The closed filter cassettes can be removed without being exposed to the oil coated filter materials

**Customizable:** By combining different basic modules, it is possible to design economically efficient central extraction systems for each requirement capable of air volumes of 41,000 cfm or more. The modular concept of the Handte Oil Expert provides for smooth, cost-efficient production conversions or extensions during ongoing operation

With increasing production in modern manufacturing, energy consumption continues to grow, particularly in machining processes where cooling lubricants are used. As a result, there are higher demands for the separation of ultra-fine mists and fumes. Worker safety, production efficiency and capital equipment protection cannot be compromised. The Handte Oil Expert provides for optimum results even under the most challenging conditions.

#### Type

Oil Expert 3.0

Oil Expert 4.5

Oil Expert 6.0

Oil Expert 9.0

Oil Expert 13.5

## Handte Wet Scrubbers



### Advantages

- No filter elements required
- The safest solution when dealing with flammable/combustible materials
- Universal applications
- High-level separation combined with safe operating technique
- Low-maintenance

**Application:** The Handte Vortex and Handte Venturi wet scrubber systems provide high-efficiency and low-maintenance removal of dusts and other hazardous substances from the workplace  
**Type:** Wet Scrubber

Handte wet scrubbers are for applications where hazardous substances are in production processes. Examples:

- \* Steam: Washing machines, waste treatment, soldering, die-casting machines, releasing agents, paint vapors, cooling aggregates, spark discharge material removal machines, paint-stripping units, electro-plating units, lead production, electro-galvanizing plants, foundries
- \* Aluminum magnesium dust: Minimal lubrication, grit production, chip removal, de-burring, brushing, separating, finishing processes, forging processes, grinding and polishing
- \* Aluminum magnesium chippings: Drilling, machining, rough machining, sawing, de-burring, forming processes, recycling systems
- \* Rubber/leather/plastic fines: Shoe manufacturing, tire re-treading, plastics processing, foils
- \* production, extruders, modeling, textiles manufacturing
- \* Fibers/fluff/textile dust: Polishing processes, paper machines, waste sorting systems, textile processing, recycling plants, insulation material production, asbestos abatement, food processing, grain processing
- \* Sticky powders: Pharmaceutical processes, manufacturing of food, animal feed, dyes, mold and die manufacturing, printing machines, tire and chip production, adhesive applications, textile finishing, mixing and conveying plants, plastics processing, ceramic coating

# FILTER

## Quad Pulse Package



### Advantages

- Economical, space-saving cleaning unit requiring just a single primary filter cartridge
- Cleaning during operation for production process and product quality control
- Low pressure drop across the filter for energy cost savings
- Camfil pleated filter technology provides exceptional dust release enabling extended filter service life and reduced filter replacement

**Application:** The Quad Pulse Package compact dust collector provides a cleanable filter system for the pharmaceutical and chemical industries

**Type:** Dust collector

Compact and strong unit construction incorporates a unique HEPA filter design, with specialized materials from the aerospace industry, providing the following key advantages:

- \* The Quad Pulse Package HEPA filter captures the fine dust particles and is a tested flame and contamination barrier.
- \* Additional, expensive explosion safety devices are not required.
- \* The pressure resistant housing maintains its integrity with no damage during an explosion event.
- \* Compact unit with flexibility for indoor installation reduces the need for long duct runs.



## HemiPleat® Gold Cone™



### Advantages

- Original spare for Farr Gold Series® dust collectors
- Vertically integrated cartridge for better dust release and ease of removal and installation
- Excellent energy saving performance
- Extended Filter Life
- High Filtration Efficiency
- Pour in place one piece double gasket

**Application:** Air Pollution Control filter cartridge to collect dust, fumes and/or oil mist in many different industrial applications and processes

**Type:** Pleated Cylinder

**Gasket:** Polyurethane, endless foamed

**Separator:** HemiPleat Separator Technology

**Sealant:** Polyurethane

**Temperature max:** 70° Operating

**Mounting/Frames:** Internal GV support cage

**Filter Class:** M

- Featuring an injection molded inner cone in the center of the cartridge, cleaning is accomplished by pulse waves that emanate outward from this inner cone providing enhanced cleaning for more efficient operation, longer cartridge life and reduced service requirements.
- The new PolyTech™ media is the most advanced pulse-cleaned media ever made, and now comes standard with a moisture resistant treatment for high humidity resistance.
- Continuous double seal gaskets give added insurance against leaks. No other filter design gives you a double seal barrier.
- The separation beads, NOT the media beads, contact the inner cage, protecting the media from frictional damage.
- The HemiPleat separator bead opens up the pleats uniformly, allowing more effective cleaning and lower pressure drop.

What is the efficiency rating?

The photos show extreme fine fibre layer (image A) applied to the surface of base cellulose fibres (image B) to increase efficiency from a M5/6 up to a F9, which is higher than most other nanofibre filters on the market at F7. Typical applications will result in mass emissions of 1mg/m3 or better.

Art. No.	Model Name	Length (mm)	Diameter (mm)	Media area (m²)	Weight (kg)	Media Type
325325-001	GS-GR-325	990	381	30.20	15	Standard Green
325325-002	GS-FR-325	990	381	30.20	15	Fire Retardant
325325-003	GS-CB-325	990	381	30.20	15	Carbon Impregnated
325325-004	GS-XG-325	990	381	30.20	15	eXtreme Green
325325-005	GS-XF-325	990	381	30.20	15	eXtreme Fire Retardant
325325-006	GS-XC-325	990	381	30.20	15	eXtreme Carbon Impregnated
325325-007	GS-SY-325	990	381	30.20	15	Synthetic
325325-008	GS-XS-325	990	381	30.20	15	eXtreme Synthetic

F I L T E R

## DuraPleat DPJ 145



### Advantages

- Camfil Pleat Separator Technology
- Low Pressure drop
- Extended Filter Life
- High Filtration Efficiency
- 100% spun bond polyester
- Pour in place one piece gasket
- Broad design portfolio

**Application:** Air Pollution Control filter cartridge to collect dust, fumes and/or oil mist in many different industrial applications and processes

**Type:** Pleated Cylinder

**Gasket:** Rubber

**Separator:** Hot Melt Separator Technology

**Sealant:** Polyurethane

**Temperature max:** 80 °C

**Mounting/Frames:** Perforated inner Core GV (optional Stainless steel)

**Filter Class:** M

**Options:** PA6 flange, 4-lug design

DuraPleat® filters are available as a retrofit upgrade your dust collector cartridges in the most popular shapes and sizes. Camfil APC's innovative pleating technology offers many valuable benefits in the operation of your dust collector.

- Lower pressure drop through open pleat spacing improves cleaning efficiency, which will reduce energy costs through less compressed air consumption during cleaning in many applications.
- More media available for filtration and therefore improved performance and longer life time.
- The separation beads, NOT the media beads, contact the inner cage, protecting the media from frictional damage.
- DuraPleat media consists of 100% spun bond polyester in a pleated design that combines the high efficiency of cellulosic and the versatility of polyfelt - resulting in a premium filter with excellent performances.
- Ideally suited to tough applications including heavy dust loading conditions, high levels of fine particulate, and/or hygroscopic dust properties which limits the performance of cellulosic type filters.

Art. No.	Model Name	Length (mm)	Media area (m <sup>2</sup> )
7903013	DPPJ-ML-0145/0025/0300-01-P0-B-00	300	1,1
7903025	DPAJ-ML-0145/0025/0300-01-P0-B-00	300	1,1
7903039	DPMJ-ML-0145/0025/0300-01-P0-B-00	300	1,1
7903014	DPPJ-ML-0145/0025/0600-02-P0-B-00	600	2,1
7903026	DPAJ-ML-0145/0025/0600-02-P0-B-00	600	2,1
7903040	DPMJ-ML-0145/0025/0600-02-P0-B-00	600	2,1
7903015	DPPJ-ML-0145/0025/1000-03-P0-B-00	1000	3,5
7903027	DPAJ-ML-0145/0025/1000-03-P0-B-00	1000	3,5
7903041	DPMJ-ML-0145/0025/1000-03-P0-B-00	1000	3,5
7903016	DPPJ-ML-0145/0025/1200-04-P0-B-00	1200	4,2
7903028	DPAJ-ML-0145/0025/1200-04-P0-B-00	1200	4,2
7903042	DPMJ-ML-0145/0025/1200-04-P0-B-00	1200	4,2

## DuraPleat DPJ 156



### Advantages

- Camfil Pleat Separator Technology
- Low Pressure drop
- Extended Filter Life
- High Filtration Efficiency
- 100% spun bond polyester
- Pour in place one piece gasket
- Broad design portfolio

**Application:** Air Pollution Control filter cartridge to collect dust, fumes and/or oil mist in many different industrial applications and processes

**Type:** Pleated Cylinder

**Gasket:** Rubber

**Separator:** Hot Melt Separator Technology

**Sealant:** Polyurethane

**Temperature max:** 80 °C

**Mounting/Frames:** Perforated inner Core GV (optional Stainless steel)

**Filter Class:** M

**Options:** PA6 flange, 4-lug design

DuraPleat® filters are available as a retrofit upgrade your dust collector cartridges in the most popular shapes and sizes. Camfil APC's innovative pleating technology offers many valuable benefits in the operation of your dust collector.

- Lower pressure drop through open pleat spacing improves cleaning efficiency, which will reduce energy costs through less compressed air consumption during cleaning in many applications.
- More media available for filtration and therefore improved performance and longer life time.
- The separation beads, NOT the media beads, contact the inner cage, protecting the media from frictional damage.
- DuraPleat media consists of 100% spun bond polyester in a pleated design that combines the high efficiency of cellulosic and the versatility of polyfelt - resulting in a premium filter with excellent performances.
- Ideally suited to tough applications including heavy dust loading conditions, high levels of fine particulate, and/or hygroscopic dust properties which limits the performance of cellulosic type filters.

Art. No.	Model Name	Length (mm)	Media area (m <sup>2</sup> )
7903017	DPPJ-ML-0156/0030/0300-01-P0-B-00	300	1,1
7903029	DPAJ-ML-0156/0030/0300-01-P0-B-00	300	1,1
7903043	DPMJ-ML-0156/0025/0300-01-P0-B-00	300	1,1
7903018	DPPJ-ML-0156/0030/0600-02-P0-B-00	600	2,2
7903030	DPAJ-ML-0156/0030/0600-02-P0-B-00	600	2,2
7903044	DPMJ-ML-0156/0025/0600-02-P0-B-00	600	2,2
7903019	DPPJ-ML-0156/0030/1000-03-P0-B-00	1000	3,6
7903031	DPAJ-ML-0156/0030/1000-03-P0-B-00	1000	3,6
7903045	DPMJ-ML-0156/0025/1000-03-P0-B-00	1000	3,6
7903020	DPPJ-ML-0156/0030/1200-04-P0-B-00	1200	4,32
7903032	DPAJ-ML-0156/0030/1200-04-P0-B-00	1200	4,32
7903046	DPMJ-ML-0156/0025/1200-04-P0-B-00	1200	4,32

## DuraPleat DPJ 218



### Advantages

- Camfil Pleat Separator Technology
- Low Pressure drop
- Extended Filter Life
- High Filtration Efficiency
- 100% spun bond polyester
- Pour in place one piece gasket
- Broad design portfolio

**Application:** Air Pollution Control filter cartridge to collect dust, fumes and/or oil mist in many different industrial applications and processes

**Type:** Pleated Cylinder

**Gasket:** Rubber

**Separator:** Hot Melt Separator Technology

**Sealant:** Polyurethane

**Temperature max:** 80 °C

**Mounting/Frames:** Perforated inner Core GV (optional Stainless steel)

**Filter Class:** M

**Options:** PA6 flange, 4-lug design

DuraPleat® filters are available as a retrofit upgrade your dust collector cartridges in the most popular shapes and sizes. Camfil APC's innovative pleating technology offers many valuable benefits in the operation of your dust collector.

- Lower pressure drop through open pleat spacing improves cleaning efficiency, which will reduce energy costs through less compressed air consumption during cleaning in many applications.
- More media available for filtration and therefore improved performance and longer life time.
- The separation beads, NOT the media beads, contact the inner cage, protecting the media from frictional damage.
- DuraPleat media consists of 100% spun bond polyester in a pleated design that combines the high efficiency of cellulosic and the versatility of polyfelt - resulting in a premium filter with excellent performances.
- Ideally suited to tough applications including heavy dust loading conditions, high levels of fine particulate, and/or hygroscopic dust properties which limits the performance of cellulosic type filters.

Art. No.	Model Name	Length (mm)	Media area (m²)
7903021	DPPJ-ML-0218/0030/0300-01-P0-B-00	300	1,5
7903033	DPAJ-ML-0218/0030/0300-01-P0-B-00	300	1,5
7903047	DPMJ-ML-0218/0030/0300-01-P0-B-00	300	1,5
7903022	DPPJ-ML-0218/0030/0600-03-P0-B-00	600	3,1
7903034	DPAJ-ML-0218/0030/0600-03-P0-B-00	600	3,1
7903048	DPMJ-ML-0218/0030/0600-03-P0-B-00	600	3,1
7903023	DPPJ-ML-0218/0030/1000-05-P0-B-00	1000	5,1
7903035	DPAJ-ML-0218/0030/1000-05-P0-B-00	1000	5,1
7903049	DPMJ-ML-0218/0030/1000-05-P0-B-00	1000	5,1
7903024	DPPJ-ML-0218/0030/1200-06-P0-B-00	1200	6,12
7903036	DPAJ-ML-0218/0030/1200-06-P0-B-00	1200	6,12
7903050	DPMJ-ML-0218/0030/1200-06-P0-B-00	1200	6,12



## DuraPleat DPJ 325



### Advantages

- Camfil Pleat Separator Technology
- Low Pressure drop
- Extended Filter Life
- High Filtration Efficiency
- 100% spun bond polyester
- Pour in place one piece gasket
- Broad design portfolio

**Application:** Air Pollution Control filter cartridge to collect dust, fumes and/or oil mist in many different industrial applications and processes

**Type:** Pleated Cylinder

**Gasket:** Rubber

**Separator:** Hot Melt Separator Technology

**Sealant:** Polyurethane

**Temperature max:** 80 °C

**Mounting/Frames:** Perforated inner Core GV (optional Stainless steel)

**Filter Class:** M

**Options:** PA6 flange, 4-lug design

DuraPleat® filters are available as a retrofit upgrade your dust collector cartridges in the most popular shapes and sizes. Camfil APC's innovative pleating technology offers many valuable benefits in the operation of your dust collector.

- Lower pressure drop through open pleat spacing improves cleaning efficiency, which will reduce energy costs through less compressed air consumption during cleaning in many applications.
- More media available for filtration and therefore improved performance and longer life time.
- The separation beads, NOT the media beads, contact the inner cage, protecting the media from frictional damage.
- DuraPleat media consists of 100% spun bond polyester in a pleated design that combines the high efficiency of cellulosic and the versatility of polyfelt - resulting in a premium filter with excellent performances.
- Ideally suited to tough applications including heavy dust loading conditions, high levels of fine particulate, and/or hygroscopic dust properties which limits the performance of cellulosic type filters.

Art. No.	Model Name	Length (mm)	Media area (m <sup>2</sup> )
7903001	DPPJ-ML-0325/0048/0300-05-P0-B-00	300	5
	DPAJ-ML-0325/0048/0300-05-P0-B-00	300	10
7903051	DPMJ-ML-0325/0048/0300-05-P0-B-00	300	5
	DPOJ-ML-0325/0048/0300-05-P0-B-00	300	5
7903002	DPPJ-ML-0325/0048/0600-10-P0-B-00	600	10
7903008	DPAJ-ML-0325/0048/0600-10-P0-B-00	600	10
7903052	DPMJ-ML-0325/0048/0600-10-P0-B-00	600	10
	DPOJ-ML-0325/0048/0600-10-P0-B-00	600	5
7903004	DPPJ-ML-0325/0048/1000-17-P0-B-00	1000	17
7903011	DPAJ-ML-0325/0048/1200-20-P0-B-00	1200	20
7903053	DPMJ-ML-0325/0048/1000-17-P0-B-00	1000	17
	DPOJ-ML-0325/0048/1000-17-P0-B-00	1000	17
7903005	DPPJ-ML-0325/0048/1200-20-P0-B-00	1200	20
7903010	DPAJ-ML-0325/0048/1000-17-P0-B-00	1000	17
7903054	DPMJ-ML-0325/0048/1200-20-P0-B-00	1200	20
	DPOJ-ML-0325/0048/1200-20-P0-B-00	1200	20

## DuraPleat DPD 325



### Advantages

- Camfil Pleat Separator Technology
- Low Pressure drop
- Extended Filter Life
- High Filtration Efficiency
- 100% spun bond polyester
- Pour in place one piece gasket
- Broad design portfolio

**Application:** Air Pollution Control filter cartridge to collect dust, fumes and/or oil mist in many different industrial applications and processes

**Type:** Pleated Cylinder

**Gasket:** Rubber

**Separator:** Hot Melt Separator Technology

**Sealant:** Polyurethane

**Temperature max:** 80 °C

**Mounting/Frames:** Perforated inner Core GV (optional Stainless steel)

**Filter Class:** M

**Options:** Double open end, stainless steel, hole size tensioning, outer cage.

DuraPleat® filters are available as a retrofit upgrade your dust collector cartridges in the most popular shapes and sizes. Camfil APC's innovative pleating technology offers many valuable benefits in the operation of your dust collector.

- Lower pressure drop through open pleat spacing improves cleaning efficiency, which will reduce energy costs through less compressed air consumption during cleaning in many applications.
- More media available for filtration and therefore improved performance and longer life time.
- The separation beads, NOT the media beads, contact the inner cage, protecting the media from frictional damage.
- DuraPleat media consists of 100% spun bond polyester in a pleated design that combines the high efficiency of cellulosic and the versatility of polyfelt - resulting in a premium filter with excellent performances.
- Ideally suited to tough applications including heavy dust loading conditions, high levels of fine particulate, and/or hygroscopic dust properties which limits the performance of cellulosic type filters.

Art. No.	Model Name	Length (mm)	Media area (m²)
7901001	DPPD-ML-0325/0048/0600-10-P0-B-00	600	10
7901007	DPAD-ML-0325/0048/0600-10-P0-B-00	600	10
7901013	DPMD-ML-0325/0048/0600-10-P0-B-00	600	10
	DPOD-ML-0325/0048/0600-10-P0-B-00	600	11
7901002	DPPD-ML-0325/0048/0660-11-P0-B-00	660	11
7901008	DPAD-ML-0325/0048/0660-11-P0-B-00	660	11
7901014	DPMD-ML-0325/0048/0660-11-P0-B-00	660	11
	DPOD-ML-0325/0048/0660-11-P0-B-00	660	10
7901005	DPPD-ML-0325/0048/0750-12-P0-B-00	750	12,5
	DPAD-ML-0325/0048/0750-12-P0-B-00	750	12,5
7901015	DPMD-ML-0325/0048/0750-12-P0-B-00	750	12,5
	DPOD-ML-0325/0048/0750-12-P0-B-00	750	12,5
7901003	DPPD-ML-0325/0048/1000-17-P0-B-00	1000	17
7901009	DPAD-ML-0325/0048/1000-17-P0-B-00	1000	17
7901016	DPMD-ML-0325/0048/1000-17-P0-B-00	1000	17
	DPOD-ML-0325/0048/1000-17-P0-B-00	1000	20
7901004	DPPD-ML-0325/0048/1200-20-P0-B-00	1200	20
7901010	DPAD-ML-0325/0048/1200-20-P0-B-00	1200	20
7901017	DPMD-ML-0325/0048/1200-20-P0-B-00	1200	20
	DPOD-ML-0325/0048/1200-20-P0-B-00	1200	17
7902001	DPPD-ML-0325/0048/0600-10-P0-B-01	600	10
7902008	DPAD-ML-0325/0048/0600-10-P0-B-01	600	10
7902018	DPMD-ML-0325/0048/0600-10-P0-B-01	600	10
	DPOD-ML-0325/0048/0600-10-P0-B-01	600	10
7902002	DPPD-ML-0325/0048/0660-11-P0-B-01	660	11
7902009	DPAD-ML-0325/0048/0660-11-P0-B-01	660	11
7902019	DPMD-ML-0325/0048/0660-11-P0-B-01	660	11

Art. No.	Model Name	Length (mm)	Media area (m <sup>2</sup> )
	DPOD-ML-0325/0048/0660-11-P0-B-01	660	17
7902003	DPPD-ML-0325/0048/1000-17-P0-B-01	1000	17
7902010	DPAD-ML-0325/0048/1000-17-P0-B-01	1000	17
7902020	DPMD-ML-0325/0048/1000-17-P0-B-01	1000	17
	DPOD-ML-0325/0048/1000-17-P0-B-01	1000	11
7902004	DPPD-ML-0325/0048/1200-20-P0-B-01	1200	20
7902011	DPAD-ML-0325/0048/1200-20-P0-B-01	1200	20
7902021	DPMD-ML-0325/0048/1200-20-P0-B-01	1200	20
	DPOD-ML-0325/0048/1200-20-P0-B-01	1200	20

# K D

FOUR

# FILTER

K D



FILTER

**We breathe up to 15 kg of air per day\***

\*Typical for a sedentary lifestyle.

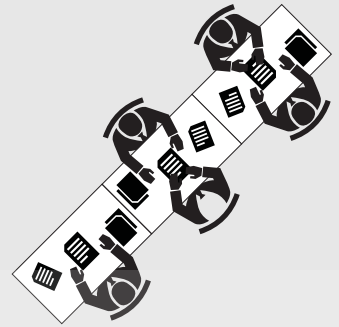


Humans eat 1 kg food/day

Humans drink 2 kg fluids/day

Humans breathe 15 kg air/day


**We spend up to 90% of our life indoors**



**ISO 16890 -  
the new standard  
for air filters**



**More than  
25,000,000  
particles with  
each breath**



## Take a Breath

Breathing air is essential for life.  
It is the first thing we do when  
we are born.

FILTER



 **camfil**

## **CAMFIL – A GLOBAL LEADER IN AIR FILTERS AND CLEAN AIR SOLUTIONS.**

Camfil is a global leader in the air filtration industry with more than half a century of experience in developing and manufacturing sustainable clean air solutions that protect people, processes and the environment against harmful airborne particles, gases and emissions. These solutions are used globally to benefit human health, increase performance and reduce energy consumption in a wide range of air filtration applications. Our 26 manufacturing plants, six R&D sites, local sales offices and 3,800 employees provide service and support to our customers around the world. Camfil is headquartered in Stockholm, Sweden. Group sales total more than SEK 6 billion per year.

# FILTER

[www.camfil.com](http://www.camfil.com)

For further information please contact your nearest Camfil office.